

ACI Racing Weekend Misano, 4-5 Giugno 2022

TCR Italy - Classifica Qualifiche

Misano Circuit Sic 58 4.226 m

1 / 2

| Num. | Conduuttore | Naz | Concorrente | Team | Auto | Classe | Tempo | Dist. | Rel. | Giri |
|------|--------------------------------|-----|------------------------|------------------------|------------------------|--------|-----------------|--------|-------|------|
| 1 | 4 TAVANO Salvatore | ITA | Girasole | Girasole | Cupra Leon Competicion | TCR | 1'41.871 | | | 11 |
| 2 | 9 POLONI Matteo | ITA | Poloni Matteo | BF Motorsport | Audi RS3 LMS TCR | TCR | 1'42.136 | 0.265 | 0.265 | 9 |
| 3 | 56 BRUSA Cesare | ITA | Target | Target | Hyundai i30 N TCR | TCR | 1'42.209 | 0.338 | 0.073 | 14 |
| 4 | 14 IANNOTTA Marco | ITA | Iannotta Marco | MM Motorsport | Honda Civic FK7 H70 | TCR | 1'42.268 | 0.397 | 0.059 | 8 |
| 5 | 31 CECCON Kevin | ITA | Aggressive Team Italia | Aggressive Team Italia | Hyundai Elantra TCR | TCR | 1'42.452 | 0.581 | 0.184 | 11 |
| 6 | 8 BABUIN Denis | ITA | Babuin Denis | | Audi RS3 LMS TCR | TCR | 1'42.593 | 0.722 | 0.141 | 13 |
| 7 | 22 LANGEVELD Niels | NLD | Target | Target | Hyundai Elantra TCR | TCR | 1'42.643 | 0.772 | 0.050 | 12 |
| 8 | 44 IMBERTI Michele | ITA | Imberti Michele | | Hyundai i30 N TCR | TCR | 1'42.739 | 0.868 | 0.096 | 13 |
| 9 | 19 FERNÁNDEZ Gil Felipe | ESP | Auto Club RC2 Valles | Auto Club RC2 Valles | Cupra Leon Competicion | TCR | 1'42.833 | 0.962 | 0.094 | 12 |
| 10 | 20 RAFFAELE Francesca | ITA | Target | Target | Hyundai i30 N TCR | TCR | 1'42.875 | 1.004 | 0.042 | 14 |
| 11 | 33 TAMBURINI Carlo | ITA | Tamburini Antonio | MM Motorsport | Honda Civic FK7 H70 | TCR | 1'42.934 | 1.063 | 0.059 | 11 |
| 12 | 27 VOLT Ruben | EST | ALM Motorsport | ALM Motorsport | Honda Civic FK7 H70 | TCR | 1'43.004 | 1.133 | 0.070 | 14 |
| 13 | 3 GURRIERI Raffaele | ITA | Girasole | Girasole | Cupra Leon Competicion | TCR | 1'43.035 | 1.164 | 0.031 | 12 |
| 14 | 47 CARMINATI Ettore | ITA | Carminati Ettore | | Hyundai i30 N TCR | TCR | 1'43.042 | 1.171 | 0.007 | 13 |
| 15 | 37 LOPÉZ BOLOTIN Sergio | VEN | Auto Club RC2 Valles | Auto Club RC2 Valles | Cupra Leon Competicion | TCR | 1'43.129 | 1.258 | 0.087 | 11 |
| 16 | 23 VAHTEL Mattias | EST | ALM Motorsport | ALM Motorsport | Honda Civic FK7 H70 | TCR | 1'43.207 | 1.336 | 0.078 | 14 |
| 17 | 77 PUSSIER Sylvain | FRA | Pussier Sylvain | SP Competicion | Cupra Leon Competicion | TCR | 1'43.229 | 1.358 | 0.022 | 12 |
| 18 | 11 REDUZZI Damiano | ITA | Reduzzi Damiano | Trico WRT | Hyundai Elantra TCR | TCR | 1'43.246 | 1.375 | 0.017 | 6 |
| 19 | 21 GUIDA Nicola | ITA | Guida Nicola | Girasole | Cupra Leon Competicion | TCR | 1'43.554 | 1.683 | 0.308 | 12 |
| 20 | 39 ANTTI Rammo | EST | ALM Motorsport | ALM Motorsport | Honda Civic FK7 H70 | TCR | 1'43.613 | 1.742 | 0.059 | 13 |
| 21 | 6 GIACON Jonathan | ITA | Giacon Jonathan | | Fiat Tipo | TCR | 1'43.746 | 1.875 | 0.133 | 12 |
| 22 | 75 GUASTAMACCHIA Mauro | ITA | Aggressive Team Italia | Aggressive Team Italia | Hyundai Elantra TCR | TCR | 1'43.746 | 1.875 | | 13 |
| 23 | 10 PAOLINO Federico | ITA | Paolino Federico | Girasole | Cupra Leon Competicion | TCR | 1'43.769 | 1.898 | 0.023 | 14 |
| 24 | 5 BISSA Manuel | ITA | Bissa Manuel | MM Motorsport | Honda Civic FK7 H70 | TCR | 1'43.800 | 1.929 | 0.031 | 14 |
| 25 | 74 CAPPELLO Edoardo | ITA | Aggressive Team Italia | Aggressive Team Italia | Hyundai i30 N TCR | TCR | 1'44.037 | 2.166 | 0.237 | 12 |
| 26 | 66 COLOMBANI Gilles | FRA | Colombani Gilles | Team Clairat | Cupra Leon Competicion | TCR | 1'44.299 | 2.428 | 0.262 | 15 |
| 27 | 96 GIACON Steven | ITA | Giacon Steven | | Audi TCR DSG | TCDS | 1'44.762 | 2.891 | 0.463 | 11 |
| 28 | 85 MASSARO Rodolfo | ITA | Massaro Rodolfo | | Audi TCR DSG | TCDS | 1'44.966 | 3.095 | 0.204 | 11 |
| 29 | 41 FERNÁNDEZ Gil Vector | ESP | Auto Club RC2 Valles | Auto Club RC2 Valles | Audi RS3 LMS TCR | TCR | 1'45.118 | 3.247 | 0.152 | 13 |
| 30 | 81 DI MARE Sabatino | ITA | Di Mare Sabatino | Sc. Vesuvio | Cupra TCR DSG | TCDS | 1'45.400 | 3.529 | 0.282 | 12 |
| 31 | 90 TRENTIN Mauro | ITA | Trentin Mauro | | Audi TCR DSG | TCDS | 1'46.120 | 4.249 | 0.720 | 14 |
| 32 | 99 FANTILLI Giorgio | ITA | Fantilli Giorgio | | Cupra TCR DSG | TCDS | 1'48.167 | 6.296 | 2.047 | 13 |
| 33 | 69 SAVOIA Francesco | ITA | Savoia Francesco | Greta Racing Lucania | Audi RS3 LMS TCR | TCR | 1'52.912 | 11.041 | 4.745 | 4 |

 Tempo di Qualificazione: (117% di 1'42.072): **1'59.425**

| | | | |
|------------|-----|-------|------|
| Umidità | 82% | ARIA | 24°C |
| Condizioni | DRY | Pista | 29°C |

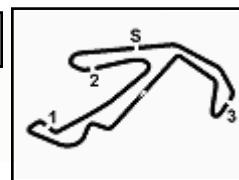
Direttore di Gara : Fabrizio Fondacci

Direttore di Prova : Gianluca Marotta

| | |
|------------------|-------|
| Inizio | Fine |
| 03/06/2022 19:05 | 19:39 |

Esposta alle:




ACI Racing Weekend Misano, 4-5 Giugno 2022
TCR Italy - Classifica Qualifiche

Misano Circuit Sic 58 4.226 m

2 / 2

Penalty and Infringement

| | | | |
|-------|----|------------------|--|
| 19.13 | 75 | M. GUASTAMACCHIA | Time Deleted (1'44.165) - Exceeded Track Limits - Turn 16 |
| 19.14 | 10 | F. PAOLINO | Time Deleted (1'43.731) - Exceeded Track Limits - Turn 8 |
| 19.15 | 5 | M. BISSA | Time Deleted (1'44.058) - Exceeded Track Limits - Turn 8 |
| 19.15 | 4 | S. TAVANO | Time Deleted (1'41.900) - Exceeded Track Limits - Turn 8 |
| 19.16 | 4 | S. TAVANO | Time Deleted (1'42.331) - Exceeded Track Limits - Turn 3 |
| 19.18 | 21 | N. GUIDA | Time Deleted (1'44.625) - Exceeded Track Limits - Turn 13 |
| 19.18 | 5 | M. BISSA | Time Deleted (1'44.189) - Exceeded Track Limits - Turn 8 |
| 19.20 | 5 | M. BISSA | Time Deleted (3'38.593) - Exceeded Track Limits - Turn 3 |
| 19.34 | 8 | D. BABUIN | Time Deleted (1'42.478) - Exceeded Track Limits - Turn 14 |
| 19.35 | 27 | R. VOLT | Time Deleted (1'42.823) - Best Time Under Double Yellow Flag |
| 19.35 | 99 | G. FANTILLI | Time Deleted (1'47.188) - Best Time Under Double Yellow Flag |

Fastest Laps Sequence

| Num. | Concorrente | Naz | Team | Auto | Local Time | Tempo | Dist. | Media |
|------|-------------|-----|------------------------|------------------------|--------------|-----------------|--------|---------|
| 27 | R. VOLT | EST | ALM Motorsport | Honda Civic FK7 H70 | 19:08'51.920 | 1'43.734 | | 146,660 |
| 31 | K. CECCON | ITA | Aggressive Team Italia | Hyundai Elantra TCR | 19:09'19.919 | 1'42.929 | -0.805 | 147,807 |
| 31 | K. CECCON | ITA | Aggressive Team Italia | Hyundai Elantra TCR | 19:11'02.718 | 1'42.799 | -0.130 | 147,994 |
| 8 | D. BABUIN | ITA | | Audi RS3 LMS TCR | 19:12'54.351 | 1'42.593 | -0.206 | 148,291 |
| 31 | K. CECCON | ITA | Aggressive Team Italia | Hyundai Elantra TCR | 19:18'12.516 | 1'42.452 | -0.141 | 148,495 |
| 4 | S. TAVANO | ITA | Girasole | Cupra Leon Competicion | 19:18'38.731 | 1'42.338 | -0.114 | 148,660 |
| 9 | M. POLONI | ITA | BF Motorsport | Audi RS3 LMS TCR | 19:22'27.263 | 1'42.136 | -0.202 | 148,954 |
| 4 | S. TAVANO | ITA | Girasole | Cupra Leon Competicion | 19:28'19.201 | 1'41.871 | -0.265 | 149,342 |

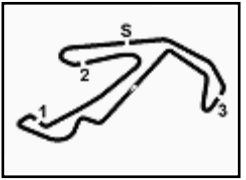
Direttore di Gara : Fabrizio Fondacci

Direttore di Prova : Gianluca Marotta

| | | |
|------------|--------|-------|
| | Inizio | Fine |
| 03/06/2022 | 19:05 | 19:39 |

Esposta alle:





ACI Racing Weekend Misano, 4-5 Giugno 2022

TCR Italy - Best Sectors & Speed Qualifiche

Misano Circuit Sic 58 4.226 m

MIGLIOR GIRO

| | | | |
|----|--------------------------------|------------------------|----------|
| 1 | 4 TAVANO Salvatore | Cupra Leon Competicion | 1'41.871 |
| 2 | 9 POLONI Matteo | Audi RS3 LMS TCR | 1'42.136 |
| 3 | 56 BRUSA Cesare | Hyundai i30 N TCR | 1'42.209 |
| 4 | 14 IANNOTTA Marco | Honda Civic FK7 H70 | 1'42.268 |
| 5 | 31 CECCON Kevin | Hyundai Elantra TCR | 1'42.452 |
| 6 | 8 BABUIN Denis | Audi RS3 LMS TCR | 1'42.593 |
| 7 | 22 LANGEVELD Niels | Hyundai Elantra TCR | 1'42.643 |
| 8 | 44 IMBERTI Michele | Hyundai i30 N TCR | 1'42.739 |
| 9 | 19 FERNÁNDEZ Gil Felipe | Cupra Leon Competicion | 1'42.833 |
| 10 | 20 RAFFAELE Francesca | Hyundai i30 N TCR | 1'42.875 |
| 11 | 33 TAMBURINI Carlo | Honda Civic FK7 H70 | 1'42.934 |
| 12 | 27 VOLT Ruben | Honda Civic FK7 H70 | 1'43.004 |
| 13 | 3 GURRIERI Raffaele | Cupra Leon Competicion | 1'43.035 |
| 14 | 47 CARMINATI Ettore | Hyundai i30 N TCR | 1'43.042 |
| 15 | 37 LOPÉZ BOLOTIN Sergio | Cupra Leon Competicion | 1'43.129 |
| 16 | 23 VAHTEL Mattias | Honda Civic FK7 H70 | 1'43.207 |
| 17 | 77 PUSSIER Sylvain | Cupra Leon Competicion | 1'43.229 |
| 18 | 11 REDUZZI Damiano | Hyundai Elantra TCR | 1'43.246 |
| 19 | 21 GUIDA Nicola | Cupra Leon Competicion | 1'43.554 |
| 20 | 39 ANTTI Rammo | Honda Civic FK7 H70 | 1'43.613 |
| 21 | 6 GIACON Jonathan | Fiat Tipo | 1'43.746 |
| 22 | 75 GUASTAMACCHIA Mauro | Hyundai Elantra TCR | 1'43.746 |
| 23 | 10 PAOLINO Federico | Cupra Leon Competicion | 1'43.769 |
| 24 | 5 BISSA Manuel | Honda Civic FK7 H70 | 1'43.800 |
| 25 | 74 CAPPELLO Edoardo | Hyundai i30 N TCR | 1'44.037 |
| 26 | 66 COLOMBANI Gilles | Cupra Leon Competicion | 1'44.299 |
| 27 | 96 GIACON Steven | Audi TCR DSG | 1'44.762 |
| 28 | 85 MASSARO Rodolfo | Audi TCR DSG | 1'44.966 |
| 29 | 41 FERNÁNDEZ Gil Vector | Audi RS3 LMS TCR | 1'45.118 |
| 30 | 81 DI MARE Sabatino | Cupra TCR DSG | 1'45.400 |
| 31 | 90 TRENTIN Mauro | Audi TCR DSG | 1'46.120 |
| 32 | 99 FANTILLI Giorgio | Cupra TCR DSG | 1'48.167 |
| 33 | 69 SAVOIA Francesco | Audi RS3 LMS TCR | 1'52.912 |

SPEED

| | | | |
|----|--------------------------------|------------------------|-------|
| 1 | 41 FERNÁNDEZ Gil Vector | Audi RS3 LMS TCR | 202,6 |
| 2 | 47 CARMINATI Ettore | Hyundai i30 N TCR | 200,0 |
| 3 | 4 TAVANO Salvatore | Cupra Leon Competicion | 199,6 |
| 4 | 21 GUIDA Nicola | Cupra Leon Competicion | 198,2 |
| 5 | 66 COLOMBANI Gilles | Cupra Leon Competicion | 198,2 |
| 6 | 10 PAOLINO Federico | Cupra Leon Competicion | 197,8 |
| 7 | 8 BABUIN Denis | Audi RS3 LMS TCR | 197,8 |
| 8 | 77 PUSSIER Sylvain | Cupra Leon Competicion | 197,8 |
| 9 | 37 LOPÉZ BOLOTIN Sergio | Cupra Leon Competicion | 197,8 |
| 10 | 20 RAFFAELE Francesca | Hyundai i30 N TCR | 197,4 |
| 11 | 56 BRUSA Cesare | Hyundai i30 N TCR | 197,4 |
| 12 | 74 CAPPELLO Edoardo | Hyundai i30 N TCR | 197,4 |
| 13 | 44 IMBERTI Michele | Hyundai i30 N TCR | 197,4 |
| 14 | 19 FERNÁNDEZ Gil Felipe | Cupra Leon Competicion | 197,1 |
| 15 | 3 GURRIERI Raffaele | Cupra Leon Competicion | 196,4 |
| 16 | 9 POLONI Matteo | Audi RS3 LMS TCR | 196,0 |
| 17 | 69 SAVOIA Francesco | Audi RS3 LMS TCR | 195,7 |
| 18 | 6 GIACON Jonathan | Fiat Tipo | 195,7 |
| 19 | 14 IANNOTTA Marco | Honda Civic FK7 H70 | 195,3 |
| 20 | 75 GUASTAMACCHIA Mauro | Hyundai Elantra TCR | 194,6 |
| 21 | 5 BISSA Manuel | Honda Civic FK7 H70 | 194,6 |
| 22 | 22 LANGEVELD Niels | Hyundai Elantra TCR | 194,6 |
| 23 | 96 GIACON Steven | Audi TCR DSG | 194,6 |
| 24 | 33 TAMBURINI Carlo | Honda Civic FK7 H70 | 194,2 |
| 25 | 31 CECCON Kevin | Hyundai Elantra TCR | 193,9 |
| 26 | 27 VOLT Ruben | Hyundai Civic FK7 H70 | 191,8 |
| 27 | 11 REDUZZI Damiano | Hyundai Elantra TCR | 191,8 |
| 28 | 39 ANTTI Rammo | Honda Civic FK7 H70 | 191,8 |
| 29 | 99 FANTILLI Giorgio | Cupra TCR DSG | 191,2 |
| 30 | 85 MASSARO Rodolfo | Audi TCR DSG | 191,2 |
| 31 | 23 VAHTEL Mattias | Honda Civic FK7 H70 | 190,8 |
| 32 | 90 TRENTIN Mauro | Audi TCR DSG | 190,5 |
| 33 | 81 DI MARE Sabatino | Cupra TCR DSG | 189,5 |

SEG. 1

| | | |
|----|--------------------------------|--------|
| 1 | 31 CECCON Kevin | 25.567 |
| 2 | 27 VOLT Ruben | 25.637 |
| 3 | 14 IANNOTTA Marco | 25.698 |
| 4 | 4 TAVANO Salvatore | 25.741 |
| 5 | 8 BABUIN Denis | 25.791 |
| 6 | 9 POLONI Matteo | 25.803 |
| 7 | 23 VAHTEL Mattias | 25.844 |
| 8 | 22 LANGEVELD Niels | 25.873 |
| 9 | 33 TAMBURINI Carlo | 25.892 |
| 10 | 39 ANTTI Rammo | 25.897 |
| 11 | 56 BRUSA Cesare | 25.945 |
| 12 | 19 FERNÁNDEZ Gil Felipe | 25.958 |
| 13 | 77 PUSSIER Sylvain | 26.012 |
| 14 | 44 IMBERTI Michele | 26.018 |
| 15 | 11 REDUZZI Damiano | 26.019 |
| 16 | 75 GUASTAMACCHIA Mau | 26.052 |
| 17 | 10 PAOLINO Federico | 26.103 |
| 18 | 5 BISSA Manuel | 26.105 |
| 19 | 20 RAFFAELE Francesca | 26.128 |
| 20 | 74 CAPPELLO Edoardo | 26.142 |
| 21 | 37 LOPÉZ BOLOTIN Sergio | 26.155 |
| 22 | 6 GIACON Jonathan | 26.166 |
| 23 | 3 GURRIERI Raffaele | 26.215 |
| 24 | 47 CARMINATI Ettore | 26.215 |
| 25 | 96 GIACON Steven | 26.283 |
| 26 | 81 DI MARE Sabatino | 26.319 |
| 27 | 21 GUIDA Nicola | 26.320 |
| 28 | 41 FERNÁNDEZ Gil Vector | 26.355 |
| 29 | 85 MASSARO Rodolfo | 26.372 |
| 30 | 66 COLOMBANI Gilles | 26.497 |
| 31 | 90 TRENTIN Mauro | 26.703 |
| 32 | 99 FANTILLI Giorgio | 26.943 |
| 33 | 69 SAVOIA Francesco | 27.275 |

SEG. 2

| | | |
|----|--------------------------------|--------|
| 1 | 3 GURRIERI Raffaele | 24.948 |
| 2 | 47 CARMINATI Ettore | 24.960 |
| 3 | 56 BRUSA Cesare | 24.979 |
| 4 | 4 TAVANO Salvatore | 25.000 |
| 5 | 9 POLONI Matteo | 25.024 |
| 6 | 14 IANNOTTA Marco | 25.024 |
| 7 | 20 RAFFAELE Francesca | 25.049 |
| 8 | 44 IMBERTI Michele | 25.056 |
| 9 | 8 BABUIN Denis | 25.097 |
| 10 | 77 PUSSIER Sylvain | 25.107 |
| 11 | 31 CECCON Kevin | 25.157 |
| 12 | 19 FERNÁNDEZ Gil Felipe | 25.176 |
| 13 | 33 TAMBURINI Carlo | 25.176 |
| 14 | 37 LOPÉZ BOLOTIN Sergio | 25.248 |
| 15 | 22 LANGEVELD Niels | 25.257 |
| 16 | 11 REDUZZI Damiano | 25.288 |
| 17 | 6 GIACON Jonathan | 25.298 |
| 18 | 27 VOLT Ruben | 25.309 |
| 19 | 75 GUASTAMACCHIA Mau | 25.341 |
| 20 | 21 GUIDA Nicola | 25.342 |
| 21 | 5 BISSA Manuel | 25.383 |
| 22 | 39 ANTTI Rammo | 25.398 |
| 23 | 66 COLOMBANI Gilles | 25.400 |
| 24 | 10 PAOLINO Federico | 25.404 |
| 25 | 23 VAHTEL Mattias | 25.412 |
| 26 | 74 CAPPELLO Edoardo | 25.413 |
| 27 | 85 MASSARO Rodolfo | 25.591 |
| 28 | 41 FERNÁNDEZ Gil Vector | 25.726 |
| 29 | 96 GIACON Steven | 25.732 |
| 30 | 81 DI MARE Sabatino | 25.777 |
| 31 | 90 TRENTIN Mauro | 26.019 |
| 32 | 99 FANTILLI Giorgio | 26.203 |
| 33 | 69 SAVOIA Francesco | 28.075 |

SEG. 3

| | | |
|----|--------------------------------|--------|
| 1 | 4 TAVANO Salvatore | 28.490 |
| 2 | 8 BABUIN Denis | 28.604 |
| 3 | 56 BRUSA Cesare | 28.696 |
| 4 | 10 PAOLINO Federico | 28.759 |
| 5 | 19 FERNÁNDEZ Gil Felipe | 28.783 |
| 6 | 3 GURRIERI Raffaele | 28.785 |
| 7 | 47 CARMINATI Ettore | 28.788 |
| 8 | 22 LANGEVELD Niels | 28.811 |
| 9 | 77 PUSSIER Sylvain | 28.814 |
| 10 | 33 TAMBURINI Carlo | 28.818 |
| 11 | 9 POLONI Matteo | 28.822 |
| 12 | 31 CECCON Kevin | 28.825 |
| 13 | 14 IANNOTTA Marco | 28.850 |
| 14 | 27 VOLT Ruben | 28.876 |
| 15 | 44 IMBERTI Michele | 28.913 |
| 16 | 37 LOPÉZ BOLOTIN Sergio | 28.959 |
| 17 | 21 GUIDA Nicola | 28.967 |
| 18 | 5 BISSA Manuel | 28.999 |
| 19 | 6 GIACON Jonathan | 29.032 |
| 20 | 75 GUASTAMACCHIA Mau | 29.037 |
| 21 | 74 CAPPELLO Edoardo | 29.070 |
| 22 | 20 RAFFAELE Francesca | 29.079 |
| 23 | 66 COLOMBANI Gilles | 29.083 |
| 24 | 23 VAHTEL Mattias | 29.155 |
| 25 | 39 ANTTI Rammo | 29.186 |
| 26 | 11 REDUZZI Damiano | 29.236 |
| 27 | 41 FERNÁNDEZ Gil Vector | 29.294 |
| 28 | 85 MASSARO Rodolfo | 29.474 |
| 29 | 96 GIACON Steven | 29.586 |
| 30 | 90 TRENTIN Mauro | 29.655 |
| 31 | 81 DI MARE Sabatino | 29.703 |
| 32 | 69 SAVOIA Francesco | 29.926 |
| 33 | 99 FANTILLI Giorgio | 30.071 |

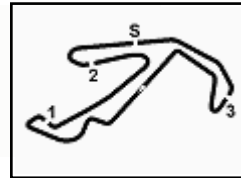
SEG. 4

| | | |
|----|--------------------------------|--------|
| 1 | 4 TAVANO Salvatore | 22.375 |
| 2 | 56 BRUSA Cesare | 22.413 |
| 3 | 9 POLONI Matteo | 22.428 |
| 4 | 20 RAFFAELE Francesca | 22.517 |
| 5 | 22 LANGEVELD Niels | 22.578 |
| 6 | 31 CECCON Kevin | 22.609 |
| 7 | 37 LOPÉZ BOLOTIN Sergio | 22.627 |
| 8 | 14 IANNOTTA Marco | 22.642 |
| 9 | 44 IMBERTI Michele | 22.685 |
| 10 | 11 REDUZZI Damiano | 22.703 |
| 11 | 8 BABUIN Denis | 22.711 |
| 12 | 23 VAHTEL Mattias | 22.746 |
| 13 | 33 TAMBURINI Carlo | 22.786 |
| 14 | 19 FERNÁNDEZ Gil Felipe | 22.808 |
| 15 | 21 GUIDA Nicola | 22.815 |
| 16 | 47 CARMINATI Ettore | 22.855 |
| 17 | 27 VOLT Ruben | 22.870 |
| 18 | 5 BISSA Manuel | 22.872 |
| 19 | 74 CAPPELLO Edoardo | 22.916 |
| 20 | 6 GIACON Jonathan | 22.917 |
| 21 | 39 ANTTI Rammo | 22.935 |
| 22 | 66 COLOMBANI Gilles | 22.943 |
| 23 | 10 PAOLINO Federico | 22.977 |
| 24 | 75 GUASTAMACCHIA Mau | 23.013 |
| 25 | 3 GURRIERI Raffaele | 23.014 |
| 26 | 96 GIACON Steven | 23.018 |
| 27 | 77 PUSSIER Sylvain | 23.071 |
| 28 | 41 FERNÁNDEZ Gil Vector | 23.189 |
| 29 | 85 MASSARO Rodolfo | 23.194 |
| 30 | 90 TRENTIN Mauro | 23.287 |
| 31 | 81 DI MARE Sabatino | 23.320 |
| 32 | 99 FANTILLI Giorgio | 23.699 |
| 33 | 69 SAVOIA Francesco | 25.841 |

03/06/2022

Powered by FICr PERUGIA TIMING





ACI Racing Weekend Misano, 4-5 Giugno 2022

TCR Italy - Ideal Time Qualifiche

 Misano Circuit Sic 58 4.226 m
1 / 2

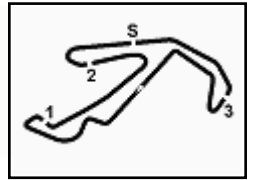
| Num. | Conduuttore | Auto | Seg. 1 | Seg. 2 | Seg. 3 | Seg. 4 | Ideal Time | | |
|------|---------------------------------|------------------------|------------------|------------------|------------------|------------------|-----------------|------|-------|
| | | | Diff. 1 | Diff. 2 | Diff. 3 | Diff. 4 | Miglior Giro | Pos. | Diff. |
| 1 | 4 TAVANO S. (ITA) | Cupra Leon Competicion | 25.741 +0.061 | 25.000 +0.204 | 28.490 | 22.375 | 1'41.606 | 1 | 0.265 |
| 2 | 56 BRUSA C. (ITA) | Hyundai i30 N TCR | 25.945 +0.020 | 24.979 +0.156 | 28.696 | 22.413 | 1'42.033 | 3 | 0.176 |
| 3 | 9 POLONI M. (ITA) | Audi RS3 LMS TCR | 25.803 | 25.024 | 28.822 +0.059 | 22.428 | 1'42.077 | 2 | 0.059 |
| 4 | 31 CECCON K. (ITA) | Hyundai Elantra TCR | 25.567 | 25.157 +0.097 | 28.825 +0.197 | 22.609 | 1'42.158 | 5 | 0.294 |
| 5 | 8 BABUIN D. (ITA) | Audi RS3 LMS TCR | 25.791 +0.207 | 25.097 +0.030 | 28.604 +0.153 | 22.711 | 1'42.203 | 6 | 0.390 |
| 6 | 14 IANNOTTA M. (ITA) | Honda Civic FK7 H70 | 25.698 | 25.024 +0.054 | 28.850 | 22.642 | 1'42.214 | 4 | 0.054 |
| 7 | 22 LANGEVELD N. (NLD) | Hyundai Elantra TCR | 25.873 | 25.257 +0.030 | 28.811 +0.094 | 22.578 | 1'42.519 | 7 | 0.124 |
| 8 | 33 TAMBURINI C. (ITA) | Honda Civic FK7 H70 | 25.892 | 25.176 +0.204 | 28.818 +0.058 | 22.786 | 1'42.672 | 11 | 0.262 |
| 9 | 44 IMBERTI M. (ITA) | Hyundai i30 N TCR | 26.018 +0.067 | 25.056 | 28.913 | 22.685 | 1'42.672 | 8 | 0.067 |
| 10 | 27 VOLT R. (EST) | Honda Civic FK7 H70 | 25.637 +0.096 | 25.309 +0.086 | 28.876 +0.083 | 22.870 +0.047 | 1'42.692 | 12 | 0.312 |
| 11 | 19 FERNÁNDEZ G. (ESP) | Cupra Leon Competicion | 25.958 +0.003 | 25.176 | 28.783 | 22.808 +0.105 | 1'42.725 | 9 | 0.108 |
| 12 | 20 RAFFAELE F. (ITA) | Hyundai i30 N TCR | 26.128 +0.018 | 25.049 | 29.079 +0.084 | 22.517 | 1'42.773 | 10 | 0.102 |
| 13 | 47 CARMINATI E. (ITA) | Hyundai i30 N TCR | 26.215 +0.102 | 24.960 | 28.788 | 22.855 +0.122 | 1'42.818 | 14 | 0.224 |
| 14 | 3 GURRIERI R. (ITA) | Cupra Leon Competicion | 26.215 +0.073 | 24.948 | 28.785 | 23.014 | 1'42.962 | 13 | 0.073 |
| 15 | 37 LOPÉZ BOLOTIN S. (VE) | Cupra Leon Competicion | 26.155 +0.140 | 25.248 | 28.959 | 22.627 | 1'42.989 | 15 | 0.140 |
| 16 | 77 PUSSIER S. (FRA) | Cupra Leon Competicion | 26.012 | 25.107 +0.114 | 28.814 +0.111 | 23.071 | 1'43.004 | 17 | 0.225 |
| 17 | 23 VAHTEL M. (EST) | Honda Civic FK7 H70 | 25.844 | 25.412 +0.050 | 29.155 | 22.746 | 1'43.157 | 16 | 0.050 |
| 18 | 10 PAOLINO F. (ITA) | Cupra Leon Competicion | 26.103 +0.093 | 25.404 +0.088 | 28.759 +0.132 | 22.977 +0.213 | 1'43.243 | 23 | 0.526 |
| 19 | 11 REDUZZI D. (ITA) | Hyundai Elantra TCR | 26.019 | 25.288 | 29.236 | 22.703 | 1'43.246 | 18 | |
| 20 | 5 BISSA M. (ITA) | Honda Civic FK7 H70 | 26.105 | 25.383 +0.216 | 28.999 +0.225 | 22.872 | 1'43.359 | 24 | 0.441 |
| 21 | 6 GIACON J. (ITA) | Fiat Tipo | 26.166 +0.205 | 25.298 +0.041 | 29.032 +0.087 | 22.917 | 1'43.413 | 21 | 0.333 |
| 22 | 39 ANTTI R. (EST) | Honda Civic FK7 H70 | 25.897 | 25.398 +0.186 | 29.186 | 22.935 +0.011 | 1'43.416 | 20 | 0.197 |
| 23 | 75 GUASTAMACCHIA M. () | Hyundai Elantra TCR | 26.052 | 25.341 | 29.037 | 23.013 +0.303 | 1'43.443 | 22 | 0.303 |
| 24 | 21 GUIDA N. (ITA) | Cupra Leon Competicion | 26.320 +0.067 | 25.342 | 28.967 +0.043 | 22.815 | 1'43.444 | 19 | 0.110 |
| 25 | 74 CAPPELLO E. (ITA) | Hyundai i30 N TCR | 26.142 | 25.413 +0.048 | 29.070 +0.129 | 22.916 +0.319 | 1'43.541 | 25 | 0.496 |
| 26 | 66 COLOMBANI G. (FRA) | Cupra Leon Competicion | 26.497 +0.181 | 25.400 +0.060 | 29.083 +0.135 | 22.943 | 1'43.923 | 26 | 0.376 |
| 27 | 41 FERNÁNDEZ G. (ESP) | Audi RS3 LMS TCR | 26.355 +0.265 | 25.726 | 29.294 +0.001 | 23.189 +0.288 | 1'44.564 | 29 | 0.554 |
| 28 | 96 GIACON S. (ITA) | Audi TCR DSG | 26.283 +0.082 | 25.732 | 29.586 +0.034 | 23.018 +0.027 | 1'44.619 | 27 | 0.143 |
| 29 | 85 MASSARO R. (ITA) | Audi TCR DSG | 26.372 | 25.591 +0.165 | 29.474 | 23.194 +0.170 | 1'44.631 | 28 | 0.335 |
| 30 | 81 DI MARE S. (ITA) | Cupra TCR DSG | 26.319 +0.091 | 25.777 +0.071 | 29.703 +0.078 | 23.320 +0.041 | 1'45.119 | 30 | 0.281 |
| 31 | 90 TRENTIN M. (ITA) | Audi TCR DSG | 26.703 +0.011 | 26.019 +0.143 | 29.655 +0.302 | 23.287 | 1'45.664 | 31 | 0.456 |
| 32 | 99 FANTILLI G. (ITA) | Cupra TCR DSG | 26.943 +0.361 | 26.203 +0.404 | 30.071 +0.115 | 23.699 +0.371 | 1'46.916 | 32 | 1.251 |
| 33 | 69 SAVOIA F. (ITA) | Audi RS3 LMS TCR | 27.275 +0.682 | 28.075 | 29.926 +0.057 | 25.841 +1.056 | 1'51.117 | 33 | 1.795 |

03/06/2022





3.3



ACI Racing Weekend Misano, 4-5 Giugno 2022

TCR Italy - Ideal Time Qualifiche

Misano Circuit Sic 58 4.226 m
2 / 2

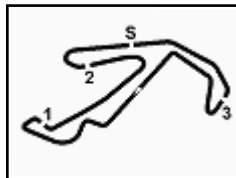
| Num. Conduttore | Auto | Seg. 1 | Seg. 2 | Seg. 3 | Seg. 4 | Ideal Time | | |
|-----------------|------|---------|---------|---------|---------|-----------------|------|-------|
| | | Diff. 1 | Diff. 2 | Diff. 3 | Diff. 4 | Miglior Giro | Pos. | Diff. |
| | | 25.567 | 24.948 | 28.490 | 22.375 | 1'41.380 | | |

03/06/2022



Powered by FICr PERUGIA TIMING





Misano Circuit Sic 58.4.226 m

2 / 5

| | | | | | | | | | | | | | | | | |
|---|---------------|---------------|---------------|---------------|-----------------|--------------|--------------|--------------|--------|---------------|---------------|---------------|---------------|-----------------|--------------|--------------|
| 1 | | | | | | | | 19:05'29.324 | 2 | 44.752 | 28.387 | 31.178 | 1'47.797 | 3'32.114P | 191,5 | 19:09'09.379 |
| 2 | 48.744 | 30.006 | 34.232 | 2'14.731 | 4'07.713P | 171,2 | 19:09'37.037 | | 3 | 44.359 | 29.628 | 33.107 | 26.357 | 2'13.451P | 181,5 | 19:11'22.830 |
| 3 | 58.961 | 31.385 | 38.027 | 24.305 | 2'32.678P | 158,6 | 19:12'09.715 | | 4 | 26.265 | 25.400 | 28.956 | 22.746 | 1'43.367 | 193,5 | 19:13'06.197 |
| 4 | 29.659 | 26.649 | 31.009 | 22.997 | 1'50.314 | 172,0 | 19:14'00.029 | | 5 | 26.476 | 25.311 | 28.811 | 22.792 | 1'43.390 | 194,6 | 19:14'49.587 |
| 5 | 25.979 | 25.024 | 29.124 | 22.977 | 1'43.104 | 195,3 | 19:15'43.133 | | 6 | 26.168 | 25.475 | 29.373 | 2'00.007 | 3'21.023P | 194,6 | 19:18'10.610 |
| 6 | 26.127 | 25.437 | 29.067 | 1'42.295 | 3'02.926P | 194,9 | 19:18'46.059 | | 7 | 42.955 | 26.560 | 29.772 | 22.944 | 2'02.231P | 189,8 | 19:20'12.841 |
| 7 | 46.056 | 29.539 | 32.932 | 2'12.340P | 184,0 | 19:20'58.399 | | 8 | 25.897 | 25.401 | 29.175 | 23.007 | 1'43.480 | 192,9 | 19:21'56.321 | |
| 8 | 25.753 | 25.058 | 29.016 | 22.655 | 1'42.482 | 193,9 | 19:22'40.881 | | 9 | 26.045 | 25.321 | 28.898 | 22.742 | 1'43.006 | 193,2 | 19:23'39.327 |
| 9 | 25.698 | 25.078 | 28.850 | 22.642 | 1'42.268 | 192,9 | 19:24'23.149 | | 10 | 26.086 | 25.378 | 29.228 | 1'44.004 | 3'04.696P | 192,9 | 19:26'44.023 |
| | | | | | | | | | 11 | 42.143 | 26.368 | 30.848 | 22.959 | 2'02.318P | 188,8 | 19:28'46.341 |
| | | | | | | | | | 12 | 25.873 | 25.287 | 28.905 | 22.578 | 1'42.643 | 193,9 | 19:30'28.984 |
| | | | | | | | | | 13 | 25.922 | 25.257 | 29.104 | 22.685 | 1'42.968 | 194,6 | 19:32'11.952 |

19 G. FERNÁNDEZ (1'42.833)

| Giro | Seg.1 | Seg.2 | Seg.3 | Seg.4 | T. Giro | km/h | Local Time |
|------|---------------|---------------|---------------|---------------|-----------------|--------------|--------------|
| 1 | | 31.331 | 33.813 | 36.937 | | 191,2 | 19:07'43.691 |
| 2 | 2'11.713 | 26.549 | 30.893 | 27.153 | 3'36.308P | 196,4 | 19:11'19.999 |
| 3 | 26.275 | 25.541 | 29.024 | 23.464 | 1'44.304 | 196,7 | 19:13'04.303 |
| 4 | 26.246 | 25.480 | 28.883 | 22.808 | 1'43.417 | 196,7 | 19:14'47.720 |
| 5 | 25.958 | 25.461 | 28.936 | 23.196 | 1'43.551 | 197,1 | 19:16'31.271 |
| 6 | 27.305 | 26.281 | 32.487 | 34.240 | 2'00.313P | 181,5 | 19:18'31.584 |
| 7 | 1'30.799 | 28.707 | 30.055 | 22.960 | 2'52.521P | 193,9 | 19:21'24.105 |
| 8 | 27.323 | 25.759 | 29.220 | 22.915 | 1'45.217 | 196,0 | 19:23'09.322 |
| 9 | 25.961 | 25.176 | 28.783 | 22.913 | 1'42.833 | 196,0 | 19:24'52.155 |
| 10 | 26.066 | 25.316 | 32.951 | 37.497 | 2'01.830P | 154,1 | 19:26'53.985 |
| 11 | 2'23.945 | 26.467 | 29.814 | 23.184 | 3'43.410P | 192,9 | 19:30'37.395 |
| 12 | 26.037 | 25.490 | 29.238 | 22.998 | 1'43.763 | 196,4 | 19:32'21.158 |
| 13 | 26.097 | 25.364 | 32.301 | 23.490 | 1'47.252 | 171,4 | 19:34'08.410 |

23 M. VAHTEL (1'43.207)

| Giro | Seg.1 | Seg.2 | Seg.3 | Seg.4 | T. Giro | km/h | Local Time |
|------|---------------|---------------|---------------|---------------|-----------------|--------------|--------------|
| 1 | | 28.151 | 32.732 | 23.335 | | 183,7 | 19:07'14.032 |
| 2 | 26.540 | 25.507 | | 1'44.706 | 189,1 | 19:08'58.738 | |
| 3 | 26.040 | 25.447 | 29.313 | 23.037 | 1'43.837 | 188,8 | 19:10'42.575 |
| 4 | 26.078 | 25.597 | 35.494 | 25.383 | 1'52.552 | 189,1 | 19:12'35.127 |
| 5 | 25.888 | 25.451 | 29.212 | 22.932 | 1'43.483 | 189,8 | 19:14'18.610 |
| 6 | 26.332 | 25.999 | 30.097 | 37.150 | 1'59.578P | 190,5 | 19:16'18.188 |
| 7 | 1'50.357 | 28.236 | 36.015 | 23.995 | 3'18.603P | 173,9 | 19:19'36.791 |
| 8 | 26.037 | 28.218 | 33.235 | 23.594 | 1'51.084 | 180,9 | 19:21'27.875 |
| 9 | 26.067 | 25.509 | 29.475 | 25.792 | 1'46.843 | 190,8 | 19:23'14.718 |
| 10 | 26.094 | 25.461 | 29.376 | 22.822 | 1'43.753 | 190,1 | 19:24'58.471 |
| 11 | 26.451 | 27.235 | 30.176 | 35.758 | 1'59.620P | 188,5 | 19:26'58.091 |
| 12 | 1'33.733 | 26.958 | 40.441 | 23.584 | 3'04.716P | 111,7 | 19:30'02.807 |
| 13 | 25.844 | 25.462 | 29.155 | 22.746 | 1'43.207 | 190,5 | 19:31'46.014 |
| 14 | 26.372 | 28.041 | 30.312 | 25.908 | 1'50.633 | 182,4 | 19:33'36.647 |
| 15 | 26.000 | 25.412 | 29.410 | 22.902 | 1'43.724 | 189,1 | 19:35'20.371 |

20 F. RAFFAELE (1'42.875)

| Giro | Seg.1 | Seg.2 | Seg.3 | Seg.4 | T. Giro | km/h | Local Time |
|------|---------------|---------------|---------------|---------------|-----------------|--------------|--------------|
| 1 | | | | | | | 19:05'40.886 |
| 2 | 48.773 | 27.614 | 32.622 | 25.236 | 2'14.245P | 191,8 | 19:07'55.131 |
| 3 | 28.065 | | | 2'32.017 | 3'58.365P | 188,8 | 19:11'53.496 |
| 4 | 51.193 | 29.316 | 32.446 | 23.567 | 2'16.522P | 184,0 | 19:14'10.018 |
| 5 | 26.848 | 25.409 | 29.313 | 22.715 | 1'44.285 | 197,1 | 19:15'54.303 |
| 6 | 26.223 | 25.384 | 29.176 | 22.787 | 1'43.570 | 197,4 | 19:17'37.873 |
| 7 | 26.179 | 25.276 | 29.439 | 22.695 | 1'43.589 | 196,4 | 19:19'21.462 |
| 8 | 26.433 | 25.507 | 34.519 | 22.801 | 1'49.260 | 153,2 | 19:21'10.722 |
| 9 | 26.309 | 25.276 | 29.384 | 1'27.757 | 2'48.726P | 195,3 | 19:23'59.448 |
| 10 | 51.160 | 27.370 | 30.380 | 23.562 | 2'12.472P | 192,5 | 19:26'11.920 |
| 11 | 26.146 | 25.049 | 29.163 | 22.517 | 1'42.875 | 196,0 | 19:27'54.795 |
| 12 | 26.128 | 25.228 | 29.350 | 22.670 | 1'43.376 | 195,7 | 19:29'38.171 |
| 13 | 26.248 | 25.248 | 29.079 | 22.862 | 1'43.437 | 196,4 | 19:31'21.608 |
| 14 | 30.238 | 32.534 | 38.936 | 24.910 | 2'06.618 | 145,2 | 19:33'28.226 |
| 15 | 26.241 | 26.513 | 30.308 | 23.180 | 1'46.242 | 195,7 | 19:35'14.468 |

27 R. VOLT (1'43.004)

| Giro | Seg.1 | Seg.2 | Seg.3 | Seg.4 | T. Giro | km/h | Local Time |
|------|---------------|---------------|---------------|---------------|-----------------|--------------|--------------|
| 1 | | 28.290 | 32.505 | 24.710 | | 181,2 | 19:07'08.186 |
| 2 | 25.799 | 25.393 | 29.192 | 23.350 | 1'43.734 | 190,1 | 19:08'51.920 |
| 3 | 25.773 | 25.417 | 29.119 | 23.821 | 1'44.130 | 189,8 | 19:10'36.050 |
| 4 | 28.945 | 30.355 | 32.864 | 23.425 | 1'55.589 | 187,2 | 19:12'31.639 |
| 5 | 25.909 | 25.358 | 29.467 | 23.323 | 1'44.057 | 190,5 | 19:14'15.696 |
| 6 | 26.018 | 25.483 | 29.293 | 37.311 | 1'58.105P | 191,8 | 19:16'13.801 |
| 7 | 1'57.121 | 31.473 | 33.079 | 26.080 | 3'27.753P | 188,8 | 19:19'41.554 |
| 8 | 25.966 | 25.351 | 29.941 | 24.572 | 1'45.830 | 190,5 | 19:21'27.384 |
| 9 | 25.973 | 25.446 | 28.987 | 22.870 | 1'43.276 | 191,2 | 19:23'10.660 |
| 10 | 26.003 | 25.421 | 29.115 | 24.442 | 1'44.981 | 190,5 | 19:24'55.641 |
| 11 | 26.112 | 26.147 | 36.561 | 35.811 | 2'04.631P | 152,1 | 19:27'00.272 |
| 12 | 1'45.930 | 26.293 | 29.996 | 27.520 | 3'09.739P | 190,1 | 19:30'10.011 |
| 13 | 25.733 | 25.395 | 28.959 | 22.917 | 1'43.004 | 191,2 | 19:31'53.015 |
| 14 | 25.895 | 25.544 | 32.245 | 26.487 | 1'50.171 | 189,5 | 19:33'43.186 |
| 15 | 25.637 | 25.309 | 28.876 | 23.001 | 1'42.823C | 191,5 | 19:35'26.009 |

31 K. CECCON (1'42.452)

| Giro | Seg.1 | Seg.2 | Seg.3 | Seg.4 | T. Giro | km/h | Local Time |
|------|---------------|---------------|---------------|---------------|-----------------|--------------|--------------|
| 1 | | 29.160 | 32.188 | 26.552 | | 188,2 | 19:07'36.990 |
| 2 | 25.867 | 25.468 | 28.941 | 22.653 | 1'42.929 | | 19:09'19.919 |
| 3 | 25.890 | 25.334 | 28.895 | 22.680 | 1'42.799 | 193,5 | 19:11'02.718 |
| 4 | 26.636 | 25.792 | 29.388 | 33.631 | 1'55.447P | 192,9 | 19:12'58.165 |
| 5 | 2'07.915 | 30.982 | 30.110 | 22.892 | 3'31.899P | 190,5 | 19:16'30.064 |
| 6 | 25.567 | 25.254 | 29.022 | 22.609 | 1'42.452 | 193,2 | 19:18'12.516 |
| 7 | 25.925 | 25.157 | 28.825 | 22.689 | 1'42.596 | 193,9 | 19:19'55.112 |
| 8 | 26.205 | 25.566 | 29.576 | 34.668 | 1'56.015P | 191,8 | 19:21'51.127 |
| 9 | 5'32.240 | 31.632 | 31.539 | 23.461 | 6'58.872P | 180,9 | 19:28'49.999 |
| 10 | 25.795 | 25.226 | 28.912 | 22.669 | 1'42.602 | 193,2 | 19:30'32.601 |
| 11 | 25.739 | 25.295 | 28.860 | 22.935 | 1'42.829 | 193,5 | 19:32'15.430 |
| 12 | 27.624 | 26.909 | 30.923 | 23.573 | 1'49.029 | 191,2 | 19:34'04.459 |

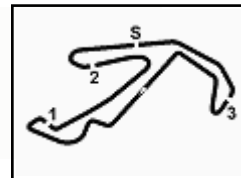
22 N. LANGEVELD (1'42.643)

| Giro | Seg.1 | Seg.2 | Seg.3 | Seg.4 | T. Giro | km/h | Local Time |
|------|-------|-------|-------|-------|---------|------|--------------|
| 1 | | | | | | | 19:05'37.265 |

03/06/2022

P = Box In/Out - C = Tempo Invalidato





ACI Racing Weekend Misano, 4-5 Giugno 2022 TCR Italy - Analisi Tempa Qualifiche

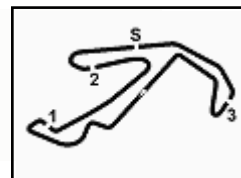
Misano Circuit Sic 58 4.226 m

3 / 5

| 33 C. TAMBURINI (1'42.934) | | | | | | | | 44 M. IMBERTI (1'42.739) | | | | | | | |
|---------------------------------------|---------------|---------------|---------------|---------------|-----------------|--------------|--------------|-----------------------------------|---------------|---------------|---------------|---------------|-----------------|--------------|--------------|
| Giro | Seg.1 | Seg.2 | Seg.3 | Seg.4 | T. Giro | km/h | Local Time | Giro | Seg.1 | Seg.2 | Seg.3 | Seg.4 | T. Giro | km/h | Local Time |
| 1 | | | | | | | 19:05'35.262 | 1 | | | | | | | |
| 2 | 45.541 | 28.802 | 33.218 | 2'23.964 | 4'11.525P | 167,4 | 19:09'46.787 | 2 | 27.756 | 26.175 | | | 2'00.603P | 188,5 | 19:09'20.767 |
| 3 | 48.734 | 31.147 | 36.607 | 24.376 | 2'20.864P | 153,0 | 19:12'07.651 | 3 | 2'22.910 | 26.369 | 46.182 | 23.589 | 3'59.050P | 111,8 | 19:13'19.817 |
| 4 | 26.219 | 26.906 | 30.204 | 23.816 | 1'47.145 | 193,2 | 19:13'54.796 | 4 | 26.085 | 25.056 | 28.913 | 22.685 | | 197,1 | 19:15'02.556 |
| 5 | 25.892 | 25.380 | 28.876 | 22.786 | 1'42.934 | 193,9 | 19:15'37.730 | 5 | 26.098 | 26.122 | 29.051 | 22.819 | 1'44.090 | 197,4 | 19:16'46.646 |
| 6 | 26.104 | 25.329 | 29.614 | 22.852 | 1'43.899 | 193,9 | 19:17'21.629 | 6 | 26.018 | 25.266 | 29.023 | 23.266 | 1'43.573 | 197,1 | 19:18'30.219 |
| 7 | 25.980 | 25.229 | 28.998 | 22.932 | 1'43.139 | 193,2 | 19:19'04.768 | 7 | 29.338 | 26.233 | 32.095 | 27.407 | 1'55.073 | 184,9 | 19:20'25.292 |
| 8 | 26.105 | 26.062 | 29.570 | 1'59.454 | 3'21.191P | 193,2 | 19:22'25.959 | 8 | 26.225 | 25.222 | 28.982 | 34.116 | 1'54.545P | 196,4 | 19:22'19.837 |
| 9 | 44.703 | 29.105 | 33.219 | 23.254 | 2'10.281P | 162,4 | 19:24'36.240 | 9 | 1'52.947 | 36.162 | 34.891 | 23.382 | 3'27.382P | 158,6 | 19:25'47.219 |
| 10 | 25.979 | 25.176 | 28.818 | 22.984 | 1'42.957 | 192,5 | 19:26'19.197 | 10 | 26.033 | 25.252 | 28.970 | 22.698 | 1'42.953 | 196,7 | 19:27'30.172 |
| 11 | 26.019 | 25.805 | 29.607 | 22.994 | 1'44.425 | 191,8 | 19:28'03.622 | 11 | 26.165 | 25.259 | 30.005 | 22.695 | 1'44.124 | 195,7 | 19:29'14.296 |
| 12 | 26.035 | 25.207 | 28.930 | 23.020 | 1'43.192 | 194,2 | 19:29'46.814 | 12 | 26.084 | 25.259 | 29.147 | 23.371 | 1'43.861 | 197,1 | 19:30'58.157 |
| 37 S. LOPÉZ BOLOTIN (1'43.129) | | | | | | | | 47 E. CARMINATI (1'43.042) | | | | | | | |
| Giro | Seg.1 | Seg.2 | Seg.3 | Seg.4 | T. Giro | km/h | Local Time | Giro | Seg.1 | Seg.2 | Seg.3 | Seg.4 | T. Giro | km/h | Local Time |
| 1 | | 31.206 | 34.303 | 41.799 | | 187,8 | 19:07'50.148 | 1 | | 29.337 | 32.419 | 24.966 | | 190,8 | 19:07'21.343 |
| 2 | 2'07.024 | 27.898 | 33.314 | 25.571 | 3'33.807P | 164,4 | 19:11'23.955 | 2 | 28.155 | 26.745 | | | 2'02.355P | | 19:09'23.698 |
| 3 | 26.411 | 25.449 | 29.427 | 23.007 | 1'44.294 | 196,4 | 19:13'08.249 | 3 | 3'09.940 | 28.492 | 30.335 | 24.736 | 4'33.503P | 197,1 | 19:13'57.201 |
| 4 | 26.423 | 26.165 | 29.559 | 22.892 | 1'45.039 | 195,7 | 19:14'53.288 | 4 | 26.430 | 25.272 | 29.122 | 23.307 | 1'44.131 | 198,9 | 19:15'41.332 |
| 5 | 26.261 | 25.310 | 29.210 | 23.088 | 1'43.869 | 196,0 | 19:16'37.157 | 5 | 26.337 | 25.206 | 29.025 | 22.858 | 1'43.426 | 199,3 | 19:17'24.758 |
| 6 | 26.155 | 25.376 | 30.102 | 35.658 | 1'57.291P | 196,4 | 19:18'34.448 | 6 | 26.376 | 25.158 | 29.135 | 22.906 | 1'43.575 | 198,5 | 19:19'08.333 |
| 7 | 1'41.442 | 26.696 | 31.015 | 24.888 | 3'04.041P | 191,8 | 19:21'38.489 | 7 | 26.618 | 25.616 | 29.536 | 23.505 | 1'45.275 | 198,5 | 19:20'53.608 |
| 8 | 26.174 | 25.605 | 28.968 | 22.892 | 1'43.639 | 196,4 | 19:23'22.128 | 8 | 26.287 | 25.224 | 29.307 | 36.918 | 1'57.736P | 198,5 | 19:22'51.344 |
| 9 | 26.295 | 25.298 | 29.076 | 22.701 | 1'43.370 | 196,0 | 19:25'05.498 | 9 | 2'01.106 | 27.206 | 30.564 | 24.204 | 3'23.080P | 194,6 | 19:26'14.424 |
| 10 | 26.160 | 25.380 | 29.219 | 37.585 | 1'58.344P | 196,0 | 19:27'03.842 | 10 | 26.388 | 25.293 | 29.121 | 23.016 | 1'43.818 | 198,2 | 19:27'58.242 |
| 11 | 2'30.844 | 28.380 | 30.438 | 24.205 | 3'53.867P | 195,7 | 19:30'57.709 | 11 | 26.476 | 25.024 | 28.998 | 22.855 | 1'43.353 | 198,5 | 19:29'41.595 |
| 12 | 26.295 | 25.248 | 28.959 | 22.627 | 1'43.129 | 197,8 | 19:32'40.838 | 12 | 26.317 | 24.960 | 28.788 | 22.977 | 1'43.042 | 200,0 | 19:31'24.637 |
| 39 R. ANTTI (1'43.613) | | | | | | | | 56 C. BRUSA (1'42.209) | | | | | | | |
| Giro | Seg.1 | Seg.2 | Seg.3 | Seg.4 | T. Giro | km/h | Local Time | Giro | Seg.1 | Seg.2 | Seg.3 | Seg.4 | T. Giro | km/h | Local Time |
| 1 | | 28.148 | 32.688 | 35.899 | | 184,3 | 19:07'27.627 | 1 | | | | | | | 19:05'39.190 |
| 2 | 1'37.816 | 26.227 | 29.726 | 23.137 | 2'56.906P | 191,2 | 19:10'24.533 | 2 | 44.921 | 29.976 | 34.758 | 25.159 | 2'14.814P | 163,1 | 19:07'54.004 |
| 3 | 26.163 | 25.440 | 31.408 | 23.310 | 1'46.321 | 191,5 | 19:12'10.854 | 3 | 28.684 | | | 1'58.949 | 3'24.901P | 192,9 | 19:11'18.905 |
| 4 | 26.683 | 26.007 | 30.556 | 24.271 | 1'47.517 | 188,8 | 19:13'58.371 | 4 | 42.918 | 26.449 | 29.544 | 23.315 | 2'02.226P | 196,0 | 19:13'21.131 |
| 5 | 26.174 | 25.622 | 29.518 | 23.161 | 1'44.475 | 191,2 | 19:15'42.846 | 5 | 26.342 | 25.324 | 28.987 | 23.004 | 1'43.657 | 197,1 | 19:15'04.788 |
| 6 | 25.989 | 26.151 | 29.721 | 23.543 | 1'45.404 | 191,5 | 19:17'28.250 | 6 | 26.460 | 25.343 | 29.050 | 22.831 | 1'43.684 | 197,4 | 19:16'48.472 |
| 7 | 26.263 | 26.068 | 30.318 | 34.055 | 1'56.704P | 190,5 | 19:19'24.954 | 7 | 26.267 | 25.200 | 28.967 | 22.755 | 1'43.189 | 197,1 | 19:18'31.661 |
| 8 | 2'18.398 | 26.545 | 30.436 | 23.170 | 3'38.549P | 188,8 | 19:23'03.503 | 8 | 26.230 | 25.334 | 29.881 | 1'21.837 | 2'43.282P | 194,9 | 19:21'14.943 |
| 9 | 26.177 | 25.398 | 29.223 | 22.935 | 1'43.733 | 191,8 | 19:24'47.236 | 9 | 45.571 | 30.205 | 31.036 | 23.798 | 2'10.610P | 191,8 | 19:23'25.553 |
| 10 | 25.897 | 25.584 | 29.186 | 22.946 | 1'43.613 | 191,2 | 19:26'30.849 | 10 | 25.965 | 25.135 | 28.696 | 22.413 | 1'42.209 | 197,1 | 19:25'07.762 |
| 11 | 26.239 | 25.546 | 29.375 | 23.015 | 1'44.175 | 191,8 | 19:28'15.024 | 11 | 25.945 | 25.061 | 28.719 | 22.756 | 1'42.481 | 197,1 | 19:26'50.243 |
| 12 | 26.100 | 25.599 | 29.653 | 22.979 | 1'44.331 | 191,5 | 19:29'59.355 | 12 | 25.972 | 25.249 | 28.940 | 1'20.343 | 2'40.504P | 196,4 | 19:29'30.747 |
| 13 | 26.211 | 25.614 | 33.711 | 23.006 | 1'48.542 | 168,0 | 19:31'47.897 | 13 | 44.004 | 27.826 | 29.780 | 22.741 | 2'04.351P | 196,0 | 19:31'35.098 |
| 14 | 26.129 | 25.738 | 29.652 | 25.333 | 1'46.852 | 191,5 | 19:33'34.749 | 14 | 26.038 | 25.200 | 28.861 | 22.447 | 1'42.546 | 195,7 | 19:33'17.644 |
| 41 G. FERNÁNDEZ (1'45.118) | | | | | | | | 66 G. COLOMBANI (1'44.299) | | | | | | | |
| Giro | Seg.1 | Seg.2 | Seg.3 | Seg.4 | T. Giro | km/h | Local Time | Giro | Seg.1 | Seg.2 | Seg.3 | Seg.4 | T. Giro | km/h | Local Time |
| 1 | | 30.580 | 34.239 | 27.364 | | 197,1 | 19:07'32.839 | 1 | | | | | | | 19:05'27.398 |
| 2 | 27.654 | 26.452 | 30.070 | 24.878 | 1'49.054 | | 19:09'21.893 | 2 | 47.709 | 28.408 | 33.523 | 26.198 | 2'15.838P | 197,8 | 19:07'43.236 |
| 3 | 26.846 | 26.125 | 30.474 | 55.855 | 2'19.300P | 198,9 | 19:11'41.193 | 3 | 27.523 | | | 23.438 | 1'47.209 | | 19:09'30.445 |
| 4 | 1'52.971 | 29.053 | 30.803 | 24.385 | 3'17.212P | 198,2 | 19:14'58.405 | 4 | 27.074 | 26.134 | 29.904 | 1'44.275 | 3'07.387P | 197,4 | 19:12'37.832 |
| 5 | 26.670 | 26.037 | 29.809 | 23.737 | 1'46.253 | 201,1 | 19:16'44.658 | 5 | 42.326 | 27.063 | 29.762 | 23.572 | 2'02.723P | 195,7 | 19:14'40.555 |
| 6 | 26.355 | 26.003 | 29.294 | 23.497 | 1'45.149 | 200,0 | 19:18'29.807 | 6 | 26.659 | 25.468 | 29.223 | 23.093 | 1'44.443 | 196,4 | 19:16'24.998 |
| 7 | 26.620 | 25.726 | 29.295 | 23.477 | 1'45.118 | 200,0 | 19:20'14.925 | 7 | 26.498 | 25.955 | 29.083 | 23.076 | 1'44.612 | 196,4 | 19:18'09.610 |
| 8 | 26.614 | 26.351 | 30.972 | 23.762 | 1'47.699 | 197,8 | 19:22'02.624 | | | | | | | | |
| 9 | 26.538 | 25.934 | 29.496 | 23.428 | 1'45.396 | 201,5 | 19:23'48.020 | | | | | | | | |
| 10 | 26.793 | 25.821 | 29.711 | 23.189 | 1'45.514 | 200,7 | 19:25'33.534 | | | | | | | | |
| 11 | 27.856 | 27.098 | 30.496 | 34.169 | 1'59.619P | 194,2 | 19:27'33.153 | | | | | | | | |
| 12 | 1'57.295 | 26.850 | 29.916 | 23.911 | 3'17.972P | 199,3 | 19:30'51.125 | | | | | | | | |
| 13 | 26.527 | 25.960 | 29.583 | 23.194 | 1'45.264 | 200,7 | 19:32'36.389 | | | | | | | | |

03/06/2022 P = Box In/Out - C = Tempo Invalidato





ACI Racing Weekend Misano, 4-5 Giugno 2022

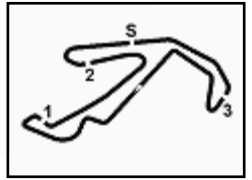
TCR Italy - Analisi Tempi Qualifiche

| | | | | | | | |
|----|--------|--------|--------|--------|-----------|-------|--------------|
| 9 | 26.424 | 27.350 | 31.867 | 27.520 | 1'53.161 | 170,3 | 19:27'58.033 |
| 10 | 28.409 | 27.278 | 33.106 | 23.331 | 1'52.124 | 150,6 | 19:29'50.157 |
| 11 | 26.376 | 27.749 | 33.878 | 23.305 | 1'51.308 | 151,0 | 19:31'41.465 |
| 12 | 27.107 | 27.155 | 32.520 | 43.265 | 2'10.047P | 191,8 | 19:33'51.512 |

99 G. FANTILLI (1'48.167)

| Giro | Seg.1 | Seg.2 | Seg.3 | Seg.4 | T. Giro | km/h | Local Time |
|------|---------------|---------------|---------------|---------------|-----------------|--------------|--------------|
| 1 | | 30.241 | 35.968 | 26.560 | | 186,5 | 19:08'13.040 |
| 2 | | | 31.225 | 24.780 | 1'52.027 | 191,2 | 19:10'05.067 |
| 3 | 29.250 | 27.489 | 31.003 | 24.268 | 1'52.010 | 187,8 | 19:11'57.077 |
| 4 | 27.512 | 27.031 | 30.528 | 24.228 | 1'49.299 | 190,8 | 19:13'46.376 |
| 5 | 30.434 | 33.832 | 45.456 | 28.580 | 2'18.302 | 123,4 | 19:16'04.678 |
| 6 | 27.983 | 26.203 | 30.584 | 23.699 | 1'48.469 | 187,5 | 19:17'53.147 |
| 7 | 27.991 | 26.404 | 33.428 | 49.482 | 2'17.305P | 184,6 | 19:20'10.452 |
| 8 | 2'45.593 | 27.987 | 44.102 | 24.511 | 4'22.193P | 117,1 | 19:24'32.645 |
| 9 | 30.630 | 27.511 | 46.708 | 24.762 | 2'09.611 | 96,5 | 19:26'42.256 |
| 10 | 27.857 | 26.626 | 30.371 | 23.963 | 1'48.817 | 189,8 | 19:28'31.073 |
| 11 | 27.304 | 26.607 | 30.186 | 24.070 | 1'48.167 | 189,1 | 19:30'19.240 |
| 12 | 27.679 | 27.675 | 33.516 | 28.463 | 1'57.333 | 187,5 | 19:32'16.573 |
| 13 | 27.633 | 26.379 | 30.822 | 24.815 | 1'49.649 | 190,1 | 19:34'06.222 |
| 14 | 26.943 | 26.444 | 30.071 | 23.730 | 1'47.188C | 190,5 | 19:35'53.410 |



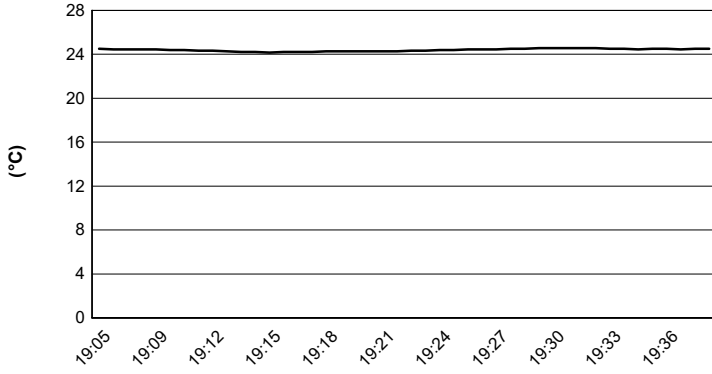


ACI Racing Weekend Misano, 4-5 Giugno 2022

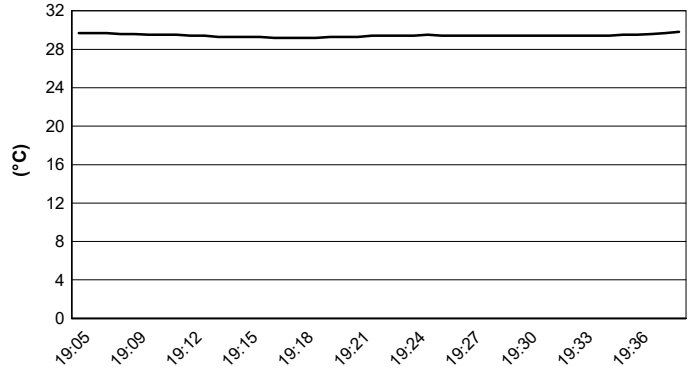
TCR Italy - Meteo Qualifiche

Session started 19:06 - Session ended 19:39

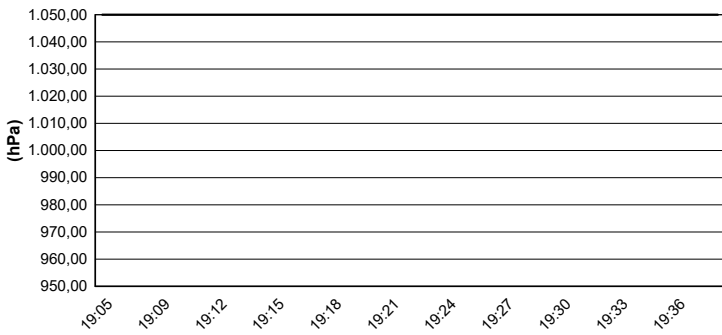
Air Temperature



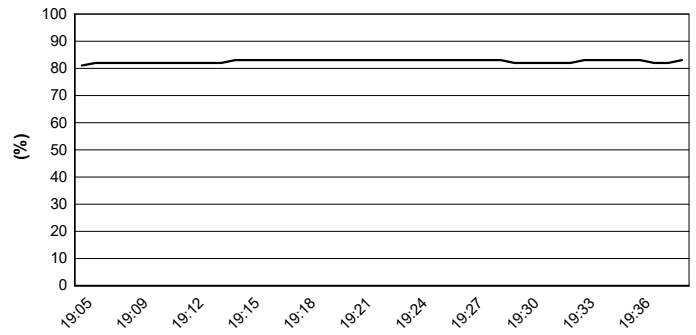
Track Temperature



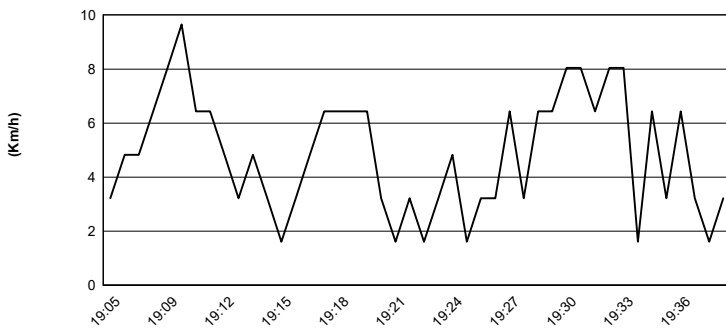
Air Pressure



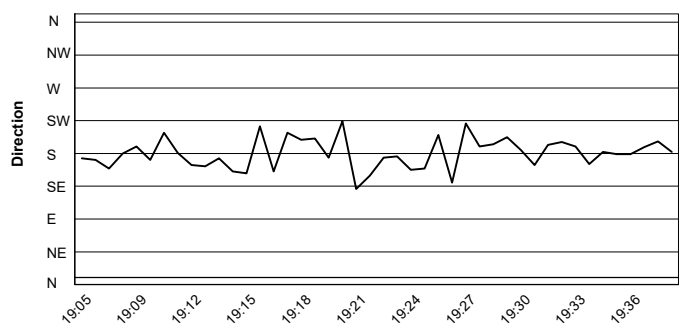
Humidity



Wind Speed



Wind Direction



03/06/2022

