

ACI Racing Weekend Imola, 25-26 Aprile 2026

Campionato Italiano GT Sprint GTCup - Classifica Race 1

Laps 24 = 117,816 km - Avg 132,651 km/h - Race Time 53'17.400

Imola Circuit 4.909 m

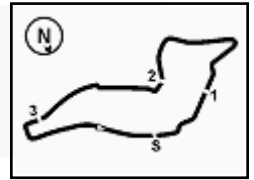
1 / 2

No.	Driver 1 Entrant	Driver 2 Team	Car	Class	Laps	Time	Gap	Rel.	Fastest Lap
1	111 FRASSINETI Alex (ITA) BEST LAP	PEGORARO Lorenzo (ITA) 1'43.806 Best Lap	Ferrari 296 Challenge	GTC1P	24	53'17.400		19	1'43.389
2	106 POLLINI Giacomo (ITA) POLLINI GIACOMO	POLLINI Matteo (ITA) 1'44.212 Pollini Racing	Lamborghini Huracán ST Evo 2	GTC1P	24	53'18.923	1.523	1.523	23 1'43.757
3	112 CROCCOLINO Filippo (ITA) MRNC12	PANICCIÀ Riccardo (ITA) 1'44.478 MRNC12	Ferrari 296 Challenge	GTC1P	24	53'19.044	1.644	0.121	23 1'42.690
4	184 ALESSI Pietro (ITA) 1'43.835 SF SQUADRA CORSE	LANCELOTTI Mattia (ITA) SF Squadra Corse	Lamborghini Huracán ST Evo 2	GTC1P	24	53'20.765	3.365	1.721	10 1'42.976
5	101 POSTIGLIONE Vito (ITA) BEST LAP	COMANDINI Stefano (ITA) 1'44.370 Best Lap	Ferrari 296 Challenge	GTC1P	24	53'21.499	4.099	0.734	19 1'43.856
6	150 BORELLI Edoardo (ITA) SPIRIT OF RACING	MENDEZ Andres (COL) 1'46.204 Spirit of Racing	Ferrari 296 Challenge	GTC1P	24	53'22.900	5.500	1.401	24 1'43.660
7	282 RUGOLO Michele (ITA) SPIRIT OF RACING	VAN DER VORM Willem (MCO) 1'44.989 Spirit of Racing	Ferrari 296 Challenge	GTC1A	24	53'23.419	6.019	0.519	18 1'43.645
8	250 GOSTNER David (ITA) GOSTNER DAVID	MP Racing	Ferrari 296 Challenge	GTC1A	24	53'24.202	6.802	0.783	22 1'43.539
9	114 FICO Giuseppe (DEU) 1'44.904 OREGON TEAM	RYTTER Milan (DNK) Oregon Team	Lamborghini Huracán ST Evo 2	GTC1P	24	53'24.820	7.420	0.618	20 1'43.061
10P	117 ARDUINI Leonardo (ITA) MM MOTORSPORT	BARTOSZUK Michal (POL) 1'46.402 MM Motorsport	Lamborghini Huracán ST Evo 2	GTC1P	24	53'32.279	14.879	7.459	21 1'43.436
11	109 FONTANA Andrea (ITA) 1'44.311 ZANASI RACING	LOVATI Tommaso (ITA) Zanasi Racing	Ferrari 296 Challenge	GTC1P	24	53'36.748	19.348	4.469	10 1'43.919
12	231 GALLI Francesco (ITA) KRYPTON BY DL RACING	Krypton by DL Racing	Lamborghini Huracán ST Evo 2	GTC1A	24	53'42.848	25.448	6.100	10 1'45.155
13P	151 MEGNA Leonardo (ITA) SPIRIT OF RACING	DI FABIO Diego (ITA) 1'43.732 Spirit of Racing	Ferrari 296 Challenge	GTC1P	24	53'43.253	25.853	0.405	10 1'43.251
14	207 COASSIN Francesco (ITA) 1'45.719 INVICTUS	LANCELOTTI Angelo (ITA) Invictus	Lamborghini Huracán ST Evo 2	GTC1A	24	53'43.677	26.277	0.424	22 1'45.428
15	488 ATTIANESE Luca (ITA) 1'47.833 APEX COMPETITION	MEIJER Paul (NLD) APEX Competition	Porsche 911 Cup 992	GTC2P	24	53'44.154	26.754	0.477	22 1'44.360
16	251 CARMINATI Ettore (ITA) CARMINATI ETTORE	CRM Competition	Lamborghini Huracán ST Evo 2	GTC1A	24	53'49.597	32.197	5.443	23 1'46.167
17	412 CIRELLI Riccardo (ITA) 1'46.352 ZRS MOTORSPORT	FULGORI Alberto (ITA) ZRS Motorsport	Porsche 911 Cup 992	GTC2P	24	53'50.412	33.012	0.815	10 1'46.125
18	216 ALESSANDRI Pierluigi (ITA) TARGET RACING	Target Racing	Ferrari 296 Challenge	GTC1A	24	53'50.681	33.281	0.269	19 1'45.059
19	481 JEETS Gregor (EST) TARGET RACING	Target Racing	McLaren Artura Trophy Evo	GTC2P	24	53'55.564	38.164	4.883	10 1'45.958
20	261 GOSTNER Thomas (ITA) MP RACING	MP Racing	Ferrari 296 Challenge	GTC1A	24	54'02.530	45.130	6.966	22 1'45.863
21	502 DI LEO Enrico (ITA) 1'49.935 DI LEO ENRICO	'POPPY' (ITA) MEGA Motorsport	Porsche 911 Cup 992	GTC2A	24	54'05.047	47.647	2.517	23 1'45.807
22	401 LARINI Davide (ITA) A2 MOTORSPORT	DAMINATO Fabio (ITA) 1'46.620 A2 Motorsport	Porsche 911 Cup 992	GTC2P	24	54'05.321	47.921	0.274	22 1'46.222
23	571 ABBATI Massimo (ITA) SP RACING TEAM	SP Racing Team	Porsche 911 Cup 992	GTC2A	24	54'08.742	51.342	3.421	22 1'46.924
24	445 CONTESSI Carlo (ITA) ZRS MOTORSPORT	PAVAN Sebastiano (ITA) 1'46.753 ZRS Motorsport	Porsche 911 Cup 992	GTC2P	24	54'09.275	51.875	0.533	19 1'45.804
25P	288 DANIELE Francesco (ITA) 1'46.087 DL RACING	OLIVA Gaetano (ITA) DL Racing	Lamborghini Huracán ST Evo 2	GTC1A	24	54'12.135	54.735	2.860	18 1'44.928
26	209 MATIC Petar (SRB) VILLORBA CORSE	Villorba Corse	Lamborghini Huracán ST Evo 2	GTC1A	24	54'16.260	58.860	4.125	24 1'48.169
27	163 AGOGLIA Pietro Pio (ITA) DL RACING	BUCCI Mattia (ITA) 1'48.557 DL Racing	Lamborghini Huracán ST Evo 2	GTC1P	24	54'16.790	59.390	0.530	20 1'46.925
28	208 PRIVITELIO Luciano (SMR) 1'48.188 VILLORBA CORSE	PRIVITELIO Donovan (SMR) Villorba Corse	Lamborghini Huracán ST Evo 2	GTC1A	24	54'17.801	1'00.401	1.011	10 1'44.826
29	575 BONTEPELLI Lorenzo (ITA) PS PERFORMANCE	'LINOS' (ITA) 1'49.981 PS Performance	Porsche 911 Cup 992	GTC2A	24	54'18.562	1'01.162	0.761	23 1'47.246
30	433 CALCAGNO Paolo (ITA) 1'49.345 BIRACE MOTORSPORT	MURIGLIO Roberto (ITA) BiRace Motorsport	Porsche 911 Cup 992	GTC2P	24	54'26.048	1'08.648	7.486	22 1'46.076
31	531 MARZI Valerio (ITA) APEX COMPETITION	ROMAGNOLI Riccardo (ITA) 1'50.262 APEX Competition	Porsche 911 Cup 992	GTC2A	24	54'42.033	1'24.633	15.985	3 1'49.910
32	211 BRISELLI Victor (ITA) 1'48.473 ZANASI RACING	DEMARCHI Luca (ITA) Zanasi Racing	Ferrari 296 Challenge	GTC1A	24	54'45.926	1'28.526	3.893	21 1'43.886
33P	221 LEVY Federica (ITA) 1'49.745 MRNC12	VILLARS Laura (CHE) MRNC12	Ferrari 296 Challenge	GTC1A	24	54'55.325	1'37.925	9.399	21 1'49.445
34	569 NAVATTA Massimo (ITA) RAPTOR ENGINEERING	TIRELLI Riccardo (ITA) 1'56.840 Raptor Engineering	McLaren Artura Trophy Evo	GTC2A	23	54'31.441	1 Lap	1 Lap	19 1'49.359
35	517 RENMANS Rik (BEL) SPEED LOVER	MEULDERS Wim (BEL) Speed Lover	Porsche 911 Cup 992	GTC2A	23	54'42.885	1 Lap	11.444	23 1'50.458
36	188 SAMORUKOV Fedor (RUS) 1'51.049 SPIRIT OF RACING	AL RIFAI Federico (UAE) Spirit of Racing	Ferrari 296 Challenge	GTC1P	17	43'18.180	7 Laps	6 Laps	16 1'46.943

Stewards : Ivan Lambiasi Ronny Guarini Marino Tassinaro

Start 18:28 End 19:24





Imola Circuit 4.909 m

2 / 2

ACI Racing Weekend Imola, 25-26 Aprile 2026

Campionato Italiano GT Sprint GTCup - Classifica Race 1

37	119 SARTORI Matteo (ITA) 1'51.094 ZANASI RACING	SIMONINI Mattia (ITA) Zanasi Racing	Ferrari 296 Challenge	GTC1P	16	39'36.646	8 Laps	1 Lap	10	1'44.392
-----Not Classified-----										
RET	559 OLIVIERI Flavio (ITA) RAPTOR ENGINEERING	CIANFONI Matteo (ITA) Raptor Engineering	McLaren Artura Trophy Evo	GTC2A	9	19'22.279	15 Laps		9	1'49.193
RET	272 CASTELLARIN Remo (ITA) DL RACING	STEFANI Ronnie (ITA) DL Racing	Lamborghini Huracán ST Evo 2	GTC1A	5	10'54.608	19 Laps		2	1'48.484
RET	147 TUCCI Riccardo (ITA) CRM COMPETITION	CRM Competition	Lamborghini Huracán ST Evo 2	GTC1P	3	5'32.612	21 Laps		3	1'47.428
RET	203 GHERMANDI Giacomo (ITA) ZANASI RACING	PIRIA Vittoria (ITA) Zanasi Racing	Ferrari 296 Challenge	GTC1A	3	5'32.840	21 Laps		3	1'47.384
RET	212 NICOLI Lorenzo (ITA) MRNC12	PIERANTONI Emiliano (ITA) MRNC12	Ferrari 296 Challenge	GTC1A	2	3'59.870	22 Laps		2	1'48.955
RET	429 LAURINI Lodovico (ITA) BIRACE MOTORSPORT	STEFANIN Giovanni (ITA) BiRace Motorsport	Porsche 911 Cup 992	GTC2P	1	2'44.566	23 Laps			
RET	273 GOSTNER Corinna (ITA) GOSTNER CORINNA	MP Racing	Ferrari 296 Challenge	GTC1A	0					
-----Guest-----										
GP	123 RODA Davide (ITA) 1'46.587 DOUBLE TT RACING	FISICHELLA Giancarlo (ITA) Double TT Racing	Ferrari 296 Challenge	GTC1P	24	53'27.032	9.632		18	1'43.648

Starting: 45 Classified: 37 Not Classified: 0 Retired: 7 Not Started: 0 Guest: 1
 Fastest Lap N. 23 No. 112 Filippo Croccolino Time 1'42.690 Avg. 172,095 Km/h

Humidity:	30%	Air	24°C
Condition:	DRY	Track	33°C

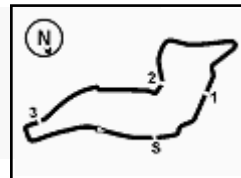
Penalty and Infringement

19.12	151 Spirit of Racing	#151 Time Penalty 25 sec - Stewards dec. n. 22
19.12	288 DL Racing	#288 Time Penalty 25 sec - Stewards dec. n. 21
19.13	123 Double TT Racing	#123 Time Penalty 5 sec - Incorrect SC restart
19.13	117 MM Motorsport	#117 Time Penalty 5 sec - Incorrect SC restart
19.14	221 MRNC12	#221 Time Penalty 25 sec - Speeding in pit lane
20.51	288 DL Racing	#288 Time Penalty 10 sec - Stewards dec. n. 20

Stewards : Ivan Lambiasi Ronny Guarini Marino Tassinaro

25/04/2026 Start End
 18:28 19:24





Imola Circuit 4.909 m

1 / 3

ACI Racing Weekend Imola, 25-26 Aprile 2026

Campionato Italiano GT Sprint GTCup - Classifica di Classe Race 1

Classe GTCUP 1a Divisione AM

Laps 24 = 117,816 km - Avg 132,402 km/h - Race Time 53'23.419

No.	Driver 1 Entrant	Driver 2 Team	Car	Laps	Time	Gap	Rel.	Fastest Lap
1	282 RUGOLO Michele (ITA) SPIRIT OF RACING	VAN DER VORM Willem (MCO) 1'44.989 Spirit of Racing	Ferrari 296 Challenge	24	53'23.419		18	1'43.645
2	250 GOSTNER David (ITA) GOSTNER DAVID	MP Racing	Ferrari 296 Challenge	24	53'24.202	0.783	0.783 22	1'43.539
3	231 GALLI Francesco (ITA) KRYPTON BY DL RACING	Krypton by DL Racing	Lamborghini Huracán ST Evo 2	24	53'42.848	19.429	18.646 10	1'45.155
4	207 COASSIN Francesco (ITA) 1'45.719 INVICTUS	LANCELOTTI Angelo (ITA) Invictus	Lamborghini Huracán ST Evo 2	24	53'43.677	20.258	0.829 22	1'45.428
5	251 CARMINATI Ettore (ITA) CARMINATI ETTORE	CRM Competition	Lamborghini Huracán ST Evo 2	24	53'49.597	26.178	5.920 23	1'46.167
6	216 ALESSANDRI Pierluigi (ITA) TARGET RACING	Target Racing	Ferrari 296 Challenge	24	53'50.681	27.262	1.084 19	1'45.059
7	261 GOSTNER Thomas (ITA) MP RACING	MP Racing	Ferrari 296 Challenge	24	54'02.530	39.111	11.849 22	1'45.863
8P	288 DANIELE Francesco (ITA) 1'46.087 DL RACING	OLIVA Gaetano (ITA) DL Racing	Lamborghini Huracán ST Evo 2	24	54'12.135	48.716	9.605 18	1'44.928
9	209 MATIC Petar (SRB) VILLORBA CORSE	Villorba Corse	Lamborghini Huracán ST Evo 2	24	54'16.260	52.841	4.125 24	1'48.169
10	208 PRIVITELIO Luciano (SMR) 1'48.188 VILLORBA CORSE	PRIVITELIO Donovan (SMR) Villorba Corse	Lamborghini Huracán ST Evo 2	24	54'17.801	54.382	1.541 10	1'44.826
11	211 BRISELLI Victor (ITA) 1'48.473 ZANASI RACING	DEMARCHI Luca (ITA) Zanasi Racing	Ferrari 296 Challenge	24	54'45.926	1'22.507	28.125 21	1'43.886
12P	221 LEVY Federica (ITA) 1'49.745 MRNC12	VILLARS Laura (CHE) MRNC12	Ferrari 296 Challenge	24	54'55.325	1'31.906	9.399 21	1'49.445
----- Not Classified -----								
RET	272 CASTELLARIN Remo (ITA) DL RACING	STEFANI Ronnie (ITA) DL Racing	Lamborghini Huracán ST Evo 2	5	10'54.608	19 Laps	2	1'48.484
RET	203 GHERMANDI Giacomo (ITA) ZANASI RACING	PIRIA Vittoria (ITA) Zanasi Racing	Ferrari 296 Challenge	3	5'32.840	21 Laps	3	1'47.384
RET	212 NICOLI Lorenzo (ITA) MRNC12	PIERANTONI Emiliano (ITA) MRNC12	Ferrari 296 Challenge	2	3'59.870	22 Laps	2	1'48.955
RET	273 GOSTNER Corinna (ITA) GOSTNER CORINNA	MP Racing	Ferrari 296 Challenge	0				

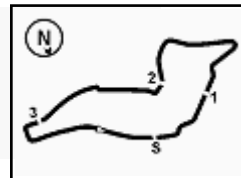
Starting: 16 Classified: 12 Not Classified: 0 Retired: 4 Not Started: 0
Fastest Lap N. 22 No. 250 David Gostner Time 1'43.539 Avg. 170,684 Km/h

Clerk of the Course : Massimiliano Ghinassi

Race Director : Alessandro Ferrari

25/04/2026 Start 18:28 End 19:24





Imola Circuit 4.909 m

2 / 3

ACI Racing Weekend Imola, 25-26 Aprile 2026

Campionato Italiano GT Sprint GTCup - Classifica di Classe Race 1

Classe GTCUP 1a Divisione PRO-AM

Laps 24 = 117,816 km - Avg 132,651 km/h - Race Time 53'17.400

No.	Driver 1 Entrant	Driver 2 Team	Car	Laps	Time	Gap	Rel.	Fastest Lap
1	111 FRASSINETI Alex (ITA) BEST LAP	PEGORARO Lorenzo (ITA) 1'43.806 Best Lap	Ferrari 296 Challenge	24	53'17.400		19	1'43.389
2	106 POLLINI Giacomo (ITA) POLLINI GIACOMO	POLLINI Matteo (ITA) 1'44.212 Pollini Racing	Lamborghini Huracán ST Evo 2	24	53'18.923	1.523	1.523	23 1'43.757
3	112 CROCCOLINO Filippo (ITA) MRNC12	PANICCIÀ Riccardo (ITA) 1'44.478 MRNC12	Ferrari 296 Challenge	24	53'19.044	1.644	0.121	23 1'42.690
4	184 ALESSI Pietro (ITA) 1'43.835 SF SQUADRA CORSE	LANCELOTTI Mattia (ITA) SF Squadra Corse	Lamborghini Huracán ST Evo 2	24	53'20.765	3.365	1.721	10 1'42.976
5	101 POSTIGLIONE Vito (ITA) BEST LAP	COMANDINI Stefano (ITA) 1'44.370 Best Lap	Ferrari 296 Challenge	24	53'21.499	4.099	0.734	19 1'43.856
6	150 BORELLI Edoardo (ITA) SPIRIT OF RACING	MENDEZ Andres (COL) 1'46.204 Spirit of Racing	Ferrari 296 Challenge	24	53'22.900	5.500	1.401	24 1'43.660
7	114 FICO Giuseppe (DEU) 1'44.904 OREGON TEAM	RYTTER Milan (DNK) Oregon Team	Lamborghini Huracán ST Evo 2	24	53'24.820	7.420	1.920	20 1'43.061
8P	117 ARDUINI Leonardo (ITA) MM MOTORSPORT	BARTOSZUK Michal (POL) 1'46.402 MM Motorsport	Lamborghini Huracán ST Evo 2	24	53'32.279	14.879	7.459	21 1'43.436
9	109 FONTANA Andrea (ITA) 1'44.311 ZANASI RACING	LOVATI Tommaso (ITA) Zanasi Racing	Ferrari 296 Challenge	24	53'36.748	19.348	4.469	10 1'43.919
10P	151 MEGNA Leonardo (ITA) SPIRIT OF RACING	DI FABIO Diego (ITA) 1'43.732 Spirit of Racing	Ferrari 296 Challenge	24	53'43.253	25.853	6.505	10 1'43.251
11	163 AGOGLIA Pietro Pio (ITA) DL RACING	BUCCI Mattia (ITA) 1'48.557 DL Racing	Lamborghini Huracán ST Evo 2	24	54'16.790	59.390	33.537	20 1'46.925
12	188 SAMORUKOV Fedor (RUS) 1'51.049 SPIRIT OF RACING	AL RIFAI Federico (UAE) Spirit of Racing	Ferrari 296 Challenge	17	43'18.180	7 Laps	7 Laps	16 1'46.943
13	119 SARTORI Matteo (ITA) 1'51.094 ZANASI RACING	SIMONINI Mattia (ITA) Zanasi Racing	Ferrari 296 Challenge	16	39'36.646	8 Laps	1 Lap	10 1'44.392
----- Not Classified -----								
RET	147 TUCCI Riccardo (ITA) CRM COMPETITION	CRM Competition	Lamborghini Huracán ST Evo 2	3	5'32.612	21 Laps	3	1'47.428
----- Guest -----								
GP	123 RODA Davide (ITA) 1'46.587 DOUBLE TT RACING	FISICHELLA Giancarlo (ITA) Double TT Racing	Ferrari 296 Challenge	24	53'27.032	9.632	18	1'43.648

Starting: 15 Classified: 13 Not Classified: 0 Retired: 1 Not Started: 0 Guest: 1
Fastest Lap N. 23 No. 112 Filippo Croccolino Time 1'42.690 Avg. 172,095 Km/h

Classe GTCUP 2a Divisione AM

Laps 24 = 117,816 km - Avg 130,703 km/h - Race Time 54'05.047

No.	Driver 1 Entrant	Driver 2 Team	Car	Laps	Time	Gap	Rel.	Fastest Lap
1	502 DI LEO Enrico (ITA) 1'49.935 DI LEO ENRICO	'POPPY' (ITA) MEGA Motorsport	Porsche 911 Cup 992	24	54'05.047		23	1'45.807
2	571 ABBATI Massimo (ITA) SP RACING TEAM	SP Racing Team	Porsche 911 Cup 992	24	54'08.742	3.695	3.695	22 1'46.924
3	575 BONTEMPELLI Lorenzo (ITA) PS PERFORMANCE	'LINOS' (ITA) 1'49.981 PS Performance	Porsche 911 Cup 992	24	54'18.562	13.515	9.820	23 1'47.246
4	531 MARZI Valerio (ITA) APEX COMPETITION	ROMAGNOLI Riccardo (ITA) 1'50.262 APEX Competition	Porsche 911 Cup 992	24	54'42.033	36.986	23.471	3 1'49.910
5	569 NAVATTA Massimo (ITA) RAPTOR ENGINEERING	TIRELLI Riccardo (ITA) 1'56.840 Raptor Engineering	McLaren Artura Trophy Evo	23	54'31.441	1 Lap	1 Lap	19 1'49.359
6	517 RENMANS Rik (BEL) SPEED LOVER	MEULDERS Wim (BEL) Speed Lover	Porsche 911 Cup 992	23	54'42.885	1 Lap	11.444	23 1'50.458
----- Not Classified -----								
RET	559 OLIVIERI Flavio (ITA) RAPTOR ENGINEERING	CIANFONI Matteo (ITA) Raptor Engineering	McLaren Artura Trophy Evo	9	19'22.279	15 Laps	9	1'49.193

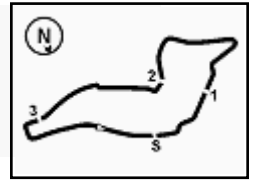
Starting: 7 Classified: 6 Not Classified: 0 Retired: 1 Not Started: 0
Fastest Lap N. 23 No. 502 'Poppy' Time 1'45.807 Avg. 167,025 Km/h

Clerk of the Course : Massimiliano Ghinassi

Race Director : Alessandro Ferrari

Start 18:28
End 19:24
25/04/2026





Imola Circuit 4.909 m

3 / 3

ACI Racing Weekend Imola, 25-26 Aprile 2026
Campionato Italiano GT Sprint GTCup - Classifica di Classe Race 1
Classe GTCUP 2a Divisione PRO-AM

Laps 24 = 117,816 km - Avg 131,550 km/h - Race Time 53'44.154

No.	Driver 1 Entrant	Driver 2 Team	Car	Laps	Time	Gap	Rel.	Fastest Lap
1	488 ATTIANESE Luca (ITA) 1'47.833 APEX COMPETITION	MEIJER Paul (NLD) APEX Competition	Porsche 911 Cup 992	24	53'44.154		22	1'44.360
2	412 CIRELLI Riccardo (ITA) 1'46.352 ZRS MOTORSPORT	FULGORI Alberto (ITA) ZRS Motorsport	Porsche 911 Cup 992	24	53'50.412	6.258	6.258 10	1'46.125
3	481 JEETS Gregor (EST) TARGET RACING	Target Racing	McLaren Artura Trophy Evo	24	53'55.564	11.410	5.152 10	1'45.958
4	401 LARINI Davide (ITA) A2 MOTORSPORT	DAMINATO Fabio (ITA) 1'46.620 A2 Motorsport	Porsche 911 Cup 992	24	54'05.321	21.167	9.757 22	1'46.222
5	445 CONTESSI Carlo (ITA) ZRS MOTORSPORT	PAVAN Sebastiano (ITA) 1'46.753 ZRS Motorsport	Porsche 911 Cup 992	24	54'09.275	25.121	3.954 19	1'45.804
6	433 CALCAGNO Paolo (ITA) 1'49.345 BIRACE MOTORSPORT	MURIGLIO Roberto (ITA) BiRace Motorsport	Porsche 911 Cup 992	24	54'26.048	41.894	16.773 22	1'46.076
----- Not Classified -----								
RET	429 LAURINI Lodovico (ITA) BIRACE MOTORSPORT	STEFANIN Giovanni (ITA) BiRace Motorsport	Porsche 911 Cup 992	1	2'44.566	23 Laps		

Starting: 7 Classified: 6 Not Classified: 0 Retired: 1 Not Started: 0
 Fastest Lap N. 22 No. 488 Paul Meijer Time 1'44.360 Avg. 169,341 Km/h

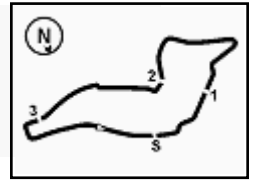
Humidity:	30%	Air	24°C
Condition:	DRY	Track	33°C

Clerk of the Course : Massimiliano Ghinassi

Race Director : Alessandro Ferrari

	Start	End
25/04/2026	18:28	19:24





ACI Racing Weekend Imola, 25-26 Aprile 2026

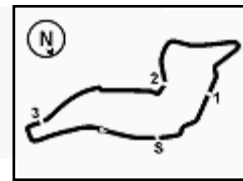
Campionato Italiano GT Sprint GTCup - Contagiri Race 1

Imola Circuit 4.909 m

		Lap																								
		1	2	3	4	5	6	7	8	9	10	11	12	13	14	15	16	17	18	19	20	21	22	23	24	
1	184	184	184	184	184	184	184	184	184	184	184	151	151	151	151	151	151	151	151	151	151	151	151	151	151	
2	151	151	151	151	151	151	151	151	151	151	151	207	184	184	184	184	111	111	111	111	111	111	111	111	111	
3	106	106	106	109	109	109	109	109	109	109	109	251	109	109	109	109	109	109	109	109	109	106	106	106	106	
4	109	109	109	106	106	106	111	111	111	111	111	184	111	111	111	111	101	101	101	101	101	184	112	112	112	
5	111	111	111	111	111	111	106	106	106	101	109	101	101	101	101	106	106	106	106	106	106	112	184	184	184	
6	112	112	112	112	112	112	101	101	101	112	111	106	106	106	106	184	184	184	184	184	184	101	101	101	101	
7	101	101	101	101	101	101	112	112	112	106	101	282	282	282	282	282	112	112	112	112	112	282	123	123	123	
8	250	250	250	250	250	250	250	250	250	250	106	207	207	207	207	112	282	282	282	282	123	282	150	150	150	
9	123	282	282	282	282	282	282	282	282	282	282	282	112	112	112	150	150	150	123	123	123	150	150	282	282	
10	282	207	114	114	114	114	114	207	207	207	117	250	250	250	250	123	123	123	123	150	150	250	250	250	250	
11	207	114	207	207	207	207	207	150	150	150	112	150	150	150	150	123	250	250	250	250	114	114	114	114	114	
12	114	150	150	150	150	150	251	251	251	250	251	251	251	251	251	207	114	114	114	114	109	117	117	117	117	
13	150	272	251	251	251	251	251	481	481	481	150	288	288	288	288	114	114	114	123	288	117	207	231	231	231	
14	272	251	272	272	272	412	481	412	412	412	433	481	481	481	481	251	207	117	288	288	288	288	288	288	288	
15	251	123	147	412	412	481	412	288	288	288	288	114	114	114	114	123	288	117	207	231	231	231	231	231	231	
16	203	147	203	481	481	288	288	123	123	123	481	117	117	117	114	117	251	231	207	207	207	207	207	207	207	
17	147	203	412	288	288	211	123	114	114	114	412	412	412	117	231	231	251	251	211	211	488	488	488	488	488	
18	481	481	481	211	211	123	211	445	231	231	412	123	123	123	412	481	481	481	481	251	488	251	251	251	251	
19	412	412	288	123	123	445	231	231	119	119	123	231	231	231	231	412	412	412	412	412	488	251	412	412	412	
20	211	211	211	445	445	231	445	119	208	208	208	208	208	208	208	119	445	488	488	412	412	216	216	216	216	
21	288	288	445	231	231	401	119	208	445	445	209	445	445	445	445	488	211	211	481	481	481	481	481	481	481	
22	445	445	123	401	401	117	208	117	117	117	208	119	119	119	119	208	211	445	445	445	216	261	261	261	261	
23	401	401	401	261	261	261	117	401	401	401	445	401	401	401	401	488	208	216	216	216	261	433	433	502	502	
24	571	571	261	117	117	119	401	211	211	211	216	119	216	216	216	401	216	208	208	261	433	401	502	401	401	
25	261	261	571	119	119	208	571	209	571	571	401	488	488	488	488	216	261	261	261	433	401	502	401	571	571	
26	209	231	231	208	208	571	209	571	216	261	216	261	261	261	261	261	571	571	433	401	502	571	571	445	445	
27	559	209	209	571	571	209	261	261	261	211	488	571	571	571	571	211	433	433	401	502	571	445	445	209	209	
28	231	117	117	209	209	559	559	216	488	488	261	433	433	433	433	571	401	401	502	571	445	209	209	163	163	
29	433	119	119	559	559	433	216	488	559	163	571	502	502	502	502	433	163	163	571	208	208	208	163	208	208	
30	117	559	208	433	433	216	433	559	433	433	502	211	211	211	211	163	502	502	209	209	209	163	208	575	575	
31	119	433	559	216	216	488	488	433	221	502	211	163	163	163	163	502	209	209	575	575	575	575	575	433	433	
32	502	208	433	488	488	221	221	221	163	531	163	209	209	209	209	575	575	163	163	163	221	221	221	221	221	
33	488	502	216	221	221	502	163	163	575	209	531	531	531	531	531	221	221	221	221	221	531	531	531	531	531	
34	221	488	488	502	502	163	575	575	502	575	575	575	575	575	575	531	531	531	531	531	211	211	211	211	211	
35	208	221	502	163	163	575	502	502	531	221	221	221	221	221	221	188	569	569	569	569	569	569	569	569	569	
36	575	216	221	575	575	531	531	531	209	569	569	569	569	569	569	188	569	517	517	517	517	517	517	517	517	
37	531	575	575	531	531	517	517	569	569	517	517	517	517	517	517	188	569	517								
38	216	212	163	517	517	569	569	517	188	188	188	188	188	188	188	517	517									
39	163	163	531	569	569	188	188	188	517																	
40	212	531	517	188	188																					
41	517	517	569																							
42	569	569	188																							
43	429	188																								
44	188																									

Final Result		
1	111 BEST LAP	Laps 24
2	106 POLLINI GIACOMO	1.523
3	112 MRNC12	1.644
4	184 SF SQUADRA CORSE	3.365
5	101 BEST LAP	4.099
6	150 SPIRIT OF RACING	5.500
7	282 SPIRIT OF RACING	6.019
8	250 GOSTNER DAVID	6.802
9	114 OREGON TEAM	7.420
10	117 MM MOTORSPORT (P)	14.879
11	109 ZANASI RACING	19.348
12	231 KRYPTON BY DL RAC	25.448
13	151 SPIRIT OF RACING (P)	25.853
14	207 INVICTUS	26.277
15	488 APEX COMPETITION	26.754
16	251 CARMINATI ETTORE	32.197
17	412 ZRS MOTORSPORT	33.012
18	216 TARGET RACING	33.281
19	481 TARGET RACING	38.164
20	261 MP RACING	45.130
21	502 DI LEO ENRICO	47.647
22	401 A2 MOTORSPORT	47.921
23	571 SP RACING TEAM	51.342
24	445 ZRS MOTORSPORT	51.875
25	288 DL RACING (P)	54.735
26	209 VILLORBA CORSE	58.860
27	163 DL RACING	59.390
28	208 VILLORBA CORSE	1'00.401
29	575 PS PERFORMANCE	1'01.162
30	433 BIRACE MOTORSP	1'08.648
31	531 APEX COMPETITION	1'24.633
32	211 ZANASI RACING	1'28.526
33	221 MRNC12 (P)	1'37.925
34	569 RAPTOR ENGINEERI	1 Lap
35	517 SPEED LOVER	1 Lap
36	188 SPIRIT OF RACING	7 Laps
37	119 ZANASI RACING	8 Laps
RET	559 RAPTOR ENGINEERI	15 Laps
RET	272 DL RACING	19 Laps
RET	147 CRM COMPETITION	21 Laps
RET	203 ZANASI RACING	21 Laps
RET	212 MRNC12	22 Laps
RET	429 BIRACE MOTORSP	23 Laps
RET	273 GOSTNER CORINNA	
G	123 DOUBLE TT RACING	9.632





ACI Racing Weekend Imola, 25-26 Aprile 2026

Campionato Italiano GT Sprint GTCup - Best Sectors & Speed Race 1

Imola Circuit 4.909 m

1 / 2

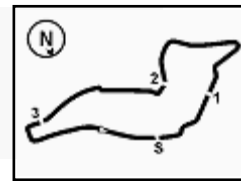
RESULTS

Pos	Driver	Team	Laps	Time
1	111 BEST LAP	Ferrari 296 Challenge	Laps 24	
2	106 POLLINI GIACOMO	Lamborghini Huracán ST Evo 2		1.523
3	112 MRNC12	Ferrari 296 Challenge		1.644
4	184 SF SQUADRA CORSE	Lamborghini Huracán ST Evo 2		3.365
5	101 BEST LAP	Ferrari 296 Challenge		4.099
6	150 SPIRIT OF RACING	Ferrari 296 Challenge		5.500
7	282 SPIRIT OF RACING	Ferrari 296 Challenge		6.019
8	250 GOSTNER DAVID	Ferrari 296 Challenge		6.802
9	114 OREGON TEAM	Lamborghini Huracán ST Evo 2		7.420
10	117 MM MOTORSPORT	Lamborghini Huracán ST Evo 2		14.879
11	109 ZANASI RACING	Ferrari 296 Challenge		19.348
12	231 KRYPTON BY DL RACING	Lamborghini Huracán ST Evo 2		25.448
13	151 SPIRIT OF RACING	Ferrari 296 Challenge		25.853
14	207 INVICTUS	Lamborghini Huracán ST Evo 2		26.277
15	488 APEX COMPETITION	Porsche 911 Cup 992		26.754
16	251 CARMINATI ETTORE	Lamborghini Huracán ST Evo 2		32.197
17	412 ZRS MOTORSPORT	Porsche 911 Cup 992		33.012
18	216 TARGET RACING	Ferrari 296 Challenge		33.281
19	481 TARGET RACING	McLaren Artura Trophv Evo		38.164
20	261 MP RACING	Ferrari 296 Challenge		45.130
21	502 DI LEO ENRICO	Porsche 911 Cup 992		47.647
22	401 A2 MOTORSPORT	Porsche 911 Cup 992		47.921
23	571 SP RACING TEAM	Porsche 911 Cup 992		51.342
24	445 ZRS MOTORSPORT	Porsche 911 Cup 992		51.875
25	288 DL RACING	Lamborghini Huracán ST Evo 2		54.735
26	209 VILLORBA CORSE	Lamborghini Huracán ST Evo 2		58.860
27	163 DL RACING	Lamborghini Huracán ST Evo 2		59.390
28	208 VILLORBA CORSE	Lamborghini Huracán ST Evo 2		1'00.401
29	575 PS PERFORMANCE	Porsche 911 Cup 992		1'01.162
30	433 BIRACE MOTORSPORT	Porsche 911 Cup 992		1'08.648
31	531 APEX COMPETITION	Porsche 911 Cup 992		1'24.633
32	211 ZANASI RACING	Ferrari 296 Challenge		1'28.526
33	221 MRNC12	Ferrari 296 Challenge		1'37.925
34	569 RAPTOR ENGINEERING	McLaren Artura Trophv Evo	1 Lap	
35	517 SPEED LOVER	Porsche 911 Cup 992	1 Lap	
36	188 SPIRIT OF RACING	Ferrari 296 Challenge	7 Laps	
37	119 ZANASI RACING	Ferrari 296 Challenge	8 Laps	
RET	559 RAPTOR ENGINEERING	McLaren Artura Trophv Evo	15 Laps	
RET	272 DL RACING	Lamborghini Huracán ST Evo 2	19 Laps	
RET	147 CRM COMPETITION	Lamborghini Huracán ST Evo 2	21 Laps	
RET	203 ZANASI RACING	Ferrari 296 Challenge	21 Laps	
RET	212 MRNC12	Ferrari 296 Challenge	22 Laps	
RET	429 BIRACE MOTORSPORT	Porsche 911 Cup 992	23 Laps	
RET	273 GOSTNER CORINNA	Ferrari 296 Challenge		
G	123 DOUBLE TT RACING	Ferrari 296 Challenge		9.632

SPEED

Pos	Driver	Team	Time
1	207 INVICTUS	Lamborghini Huracán ST Evo 2	295,1
2	117 MM MOTORSPORT	Lamborghini Huracán ST Evo 2	291,1
3	250 GOSTNER DAVID	Ferrari 296 Challenge	291,1
4	184 SF SQUADRA CORSE	Lamborghini Huracán ST Evo 2	290,3
5	101 BEST LAP	Ferrari 296 Challenge	289,5
6	119 ZANASI RACING	Ferrari 296 Challenge	289,5
7	150 SPIRIT OF RACING	Ferrari 296 Challenge	289,5
8	282 SPIRIT OF RACING	Ferrari 296 Challenge	289,5
9	114 OREGON TEAM	Lamborghini Huracán ST Evo 2	288,8
10	123 DOUBLE TT RACING	Ferrari 296 Challenge	288,0
11	261 MP RACING	Ferrari 296 Challenge	288,0
12	211 ZANASI RACING	Ferrari 296 Challenge	288,0
13	147 CRM COMPETITION	Lamborghini Huracán ST Evo 2	288,0
14	109 ZANASI RACING	Ferrari 296 Challenge	288,0
15	203 ZANASI RACING	Ferrari 296 Challenge	288,0
16	106 POLLINI GIACOMO	Lamborghini Huracán ST Evo 2	287,2
17	216 TARGET RACING	Ferrari 296 Challenge	287,2
18	111 BEST LAP	Ferrari 296 Challenge	285,7
19	208 VILLORBA CORSE	Lamborghini Huracán ST Evo 2	285,7
20	231 KRYPTON BY DL RACING	Lamborghini Huracán ST Evo 2	285,7
21	288 DL RACING	Lamborghini Huracán ST Evo 2	285,7
22	272 DL RACING	Lamborghini Huracán ST Evo 2	285,0
23	151 SPIRIT OF RACING	Ferrari 296 Challenge	285,0
24	112 MRNC12	Ferrari 296 Challenge	285,0
25	251 CARMINATI ETTORE	Lamborghini Huracán ST Evo 2	284,2
26	188 SPIRIT OF RACING	Ferrari 296 Challenge	283,5
27	209 VILLORBA CORSE	Lamborghini Huracán ST Evo 2	282,7
28	481 TARGET RACING	McLaren Artura Trophy Evo	282,7
29	212 MRNC12	Ferrari 296 Challenge	279,8
30	163 DL RACING	Lamborghini Huracán ST Evo 2	278,4
31	502 DI LEO ENRICO	Porsche 911 Cup 992	276,9
32	221 MRNC12	Ferrari 296 Challenge	276,9
33	445 ZRS MOTORSPORT	Porsche 911 Cup 992	276,9
34	559 RAPTOR ENGINEERING	McLaren Artura Trophy Evo	276,2
35	401 A2 MOTORSPORT	Porsche 911 Cup 992	276,2
36	488 APEX COMPETITION	Porsche 911 Cup 992	276,2
37	412 ZRS MOTORSPORT	Porsche 911 Cup 992	275,5
38	571 SP RACING TEAM	Porsche 911 Cup 992	274,8
39	575 PS PERFORMANCE	Porsche 911 Cup 992	274,1
40	433 BIRACE MOTORSPORT	Porsche 911 Cup 992	273,4
41	531 APEX COMPETITION	Porsche 911 Cup 992	272,7
42	569 RAPTOR ENGINEERING	McLaren Artura Trophy Evo	272,7
43	517 SPEED LOVER	Porsche 911 Cup 992	270,7
44	273 GOSTNER CORINNA	Ferrari 296 Challenge	167,7
45	429 BIRACE MOTORSPORT	Porsche 911 Cup 992	163,1





ACI Racing Weekend Imola, 25-26 Aprile 2026

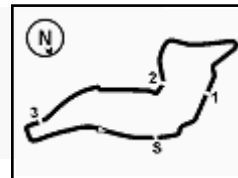
Campionato Italiano GT Sprint GTCup - Best Sectors & Speed Race 1

Imola Circuit 4.909 m

2 / 2

SEG. 1			SEG. 2			SEG. 3			SEG. 4						
1	101	BEST LAP	21.297	1	112	MRNC12	33.850	1	112	MRNC12	28.733	1	114	OREGON TEAM	18.393
2	150	SPIRIT OF RACING	21.297	2	114	OREGON TEAM	33.934	2	151	SPIRIT OF RACING	28.808	2	184	SF SQUADRA CORSE	18.428
3	123	DOUBLE TT RACING	21.330	3	106	POLLINI GIACOMO	34.060	3	111	BEST LAP	28.908	3	282	SPIRIT OF RACING	18.462
4	282	SPIRIT OF RACING	21.367	4	184	SF SQUADRA CORSE	34.061	4	211	ZANASI RACING	28.952	4	111	BEST LAP	18.482
5	184	SF SQUADRA CORSE	21.390	5	111	BEST LAP	34.109	5	250	GOSTNER DAVID	28.958	5	250	GOSTNER DAVID	18.484
6	112	MRNC12	21.402	6	117	MM MOTORSPORT	34.150	6	123	DOUBLE TT RACING	28.974	6	112	MRNC12	18.514
7	151	SPIRIT OF RACING	21.402	7	151	SPIRIT OF RACING	34.177	7	150	SPIRIT OF RACING	28.974	7	117	MM MOTORSPORT	18.516
8	114	OREGON TEAM	21.410	8	282	SPIRIT OF RACING	34.213	8	106	POLLINI GIACOMO	29.053	8	151	SPIRIT OF RACING	18.569
9	106	POLLINI GIACOMO	21.424	9	123	DOUBLE TT RACING	34.257	9	184	SF SQUADRA CORSE	29.054	9	106	POLLINI GIACOMO	18.586
10	250	GOSTNER DAVID	21.443	10	150	SPIRIT OF RACING	34.266	10	117	MM MOTORSPORT	29.108	10	150	SPIRIT OF RACING	18.586
11	117	MM MOTORSPORT	21.463	11	250	GOSTNER DAVID	34.336	11	101	BEST LAP	29.170	11	101	BEST LAP	18.593
12	111	BEST LAP	21.491	12	288	DL RACING	34.378	12	114	OREGON TEAM	29.262	12	211	ZANASI RACING	18.604
13	119	ZANASI RACING	21.523	13	208	VILLORBA CORSE	34.391	13	109	ZANASI RACING	29.270	13	123	DOUBLE TT RACING	18.611
14	109	ZANASI RACING	21.525	14	101	BEST LAP	34.403	14	282	SPIRIT OF RACING	29.275	14	288	DL RACING	18.639
15	488	APEX COMPETITION	21.545	15	211	ZANASI RACING	34.517	15	488	APEX COMPETITION	29.385	15	208	VILLORBA CORSE	18.649
16	211	ZANASI RACING	21.610	16	488	APEX COMPETITION	34.526	16	288	DL RACING	29.442	16	109	ZANASI RACING	18.686
17	288	DL RACING	21.633	17	231	KRYPTON BY DL RACI	34.558	17	231	KRYPTON BY DL RACI	29.544	17	216	TARGET RACING	18.707
18	231	KRYPTON BY DL RACI	21.745	18	216	TARGET RACING	34.606	18	261	MP RACING	29.660	18	261	MP RACING	18.707
19	208	VILLORBA CORSE	21.853	19	109	ZANASI RACING	34.650	19	207	INVICTUS	29.693	19	188	SPIRIT OF RACING	18.721
20	216	TARGET RACING	21.885	20	445	ZRS MOTORSPORT	34.754	20	188	SPIRIT OF RACING	29.705	20	119	ZANASI RACING	18.729
21	502	DI LEO ENRICO	21.927	21	207	INVICTUS	34.757	21	119	ZANASI RACING	29.724	21	488	APEX COMPETITION	18.729
22	207	INVICTUS	21.932	22	433	BIRACE MOTORSPORT	34.826	22	216	TARGET RACING	29.787	22	207	INVICTUS	18.735
23	445	ZRS MOTORSPORT	21.935	23	502	DI LEO ENRICO	34.852	23	412	ZRS MOTORSPORT	29.837	23	231	KRYPTON BY DL RACI	18.814
24	147	CRM COMPETITION	21.936	24	412	ZRS MOTORSPORT	34.856	24	481	TARGET RACING	29.876	24	445	ZRS MOTORSPORT	18.852
25	251	CARMINATI ETTORE	21.943	25	481	TARGET RACING	34.896	25	575	PS PERFORMANCE	29.894	25	203	ZANASI RACING	18.869
26	412	ZRS MOTORSPORT	21.950	26	401	A2 MOTORSPORT	34.961	26	208	VILLORBA CORSE	29.933	26	251	CARMINATI ETTORE	18.901
27	481	TARGET RACING	22.007	27	261	MP RACING	35.029	27	401	A2 MOTORSPORT	29.944	27	481	TARGET RACING	18.924
28	433	BIRACE MOTORSPORT	22.053	28	251	CARMINATI ETTORE	35.105	28	445	ZRS MOTORSPORT	29.947	28	502	DI LEO ENRICO	18.928
29	401	A2 MOTORSPORT	22.065	29	163	DL RACING	35.107	29	502	DI LEO ENRICO	29.970	29	401	A2 MOTORSPORT	18.941
30	261	MP RACING	22.099	30	188	SPIRIT OF RACING	35.136	30	433	BIRACE MOTORSPORT	30.057	30	571	SP RACING TEAM	19.020
31	575	PS PERFORMANCE	22.140	31	571	SP RACING TEAM	35.276	31	251	CARMINATI ETTORE	30.068	31	412	ZRS MOTORSPORT	19.032
32	163	DL RACING	22.175	32	119	ZANASI RACING	35.283	32	571	SP RACING TEAM	30.159	32	433	BIRACE MOTORSPORT	19.052
33	188	SPIRIT OF RACING	22.257	33	147	CRM COMPETITION	35.300	33	147	CRM COMPETITION	30.333	33	209	VILLORBA CORSE	19.075
34	571	SP RACING TEAM	22.265	34	575	PS PERFORMANCE	35.418	34	163	DL RACING	30.354	34	163	DL RACING	19.093
35	212	MRNC12	22.284	35	209	VILLORBA CORSE	35.531	35	212	MRNC12	30.368	35	575	PS PERFORMANCE	19.100
36	559	RAPTOR ENGINEERIN	22.310	36	221	MRNC12	35.576	36	221	MRNC12	30.394	36	272	DL RACING	19.105
37	209	VILLORBA CORSE	22.361	37	212	MRNC12	35.674	37	272	DL RACING	30.461	37	147	CRM COMPETITION	19.147
38	569	RAPTOR ENGINEERIN	22.486	38	272	DL RACING	35.679	38	209	VILLORBA CORSE	30.511	38	531	APEX COMPETITION	19.152
39	203	ZANASI RACING	22.500	39	559	RAPTOR ENGINEERIN	35.709	39	559	RAPTOR ENGINEERIN	30.587	39	221	MRNC12	19.181
40	272	DL RACING	22.571	40	531	APEX COMPETITION	35.918	40	531	APEX COMPETITION	30.934	40	559	RAPTOR ENGINEERIN	19.253
41	221	MRNC12	22.738	41	569	RAPTOR ENGINEERIN	36.078	41	569	RAPTOR ENGINEERIN	30.937	41	569	RAPTOR ENGINEERIN	19.257
42	517	SPEED LOVER	22.984	42	517	SPEED LOVER	36.550	42	517	SPEED LOVER	30.992	42	212	MRNC12	19.443
43	531	APEX COMPETITION	23.146	43	429	BIRACE MOTORSPORT	39.910	43	429	BIRACE MOTORSPORT	49.118	43	517	SPEED LOVER	19.603
44	429	BIRACE MOTORSPORT	33.146												
45	273	GOSTNER CORINNA	35.549												





ACI Racing Weekend Imola, 25-26 Aprile 2026

Campionato Italiano GT Sprint GTCup - Analisi Tempi Race 1

Start at 18:28'49.639

1 / 9

101 Best Lap (1'43.856)

Lap	Seg.1	Seg.2	Seg.3	Seg.4	Lap Time	km/h	Local Time
Stefano Comandini							
1		35.332	30.445	18.768	1'51.192	217,3	18:30'40.831
2	22.114	34.871	29.512	18.858	1'45.355	288,0	18:32'26.186
3	21.708	34.476	29.248	18.990	1'44.422	288,0	18:34'10.608
4	21.658	34.948	30.583	44.838	2'12.027	288,8	18:36'22.635
5	52.007	55.522	54.254	33.716	3'15.499	101,7	18:39'38.134
6	39.982	48.379	48.688	24.875	2'41.924	111,3	18:42'20.058
7	22.658	35.447	30.448	18.662	1'47.215	281,3	18:44'07.273
8	21.652	34.811	29.170	18.776	1'44.409	288,0	18:45'51.682
9	21.872	34.803	29.282	18.899	1'44.856	288,0	18:47'36.538
10	21.582	34.495	29.534	18.759	1'44.370	289,5	18:49'20.908
11	21.297	34.655	29.910	1'35.682	3'01.544P	285,7	18:52'22.452
Vito Postiglione							
12	57.997	1'07.492	59.261	37.565	3'42.315P	82,2	18:56'04.767
13	54.235	1'07.579	59.920	37.557	3'39.291	81,9	18:59'44.058
14	54.465	1'04.587	53.803	38.178	3'31.033	82,4	19:03'15.091
15	1'00.353	54.645	52.287	25.401	3'12.686	39,1	19:06'27.777
16	22.899	35.488	29.443	18.716	1'46.546	274,1	19:08'14.323
17	21.732	34.590	29.261	18.720	1'44.303	283,5	19:09'58.626
18	21.717	34.631	29.526	18.732	1'44.606	287,2	19:11'43.232
19	21.433	34.576	29.254	18.593	1'43.856	288,8	19:13'27.088
20	21.503	34.577	29.346	18.731	1'44.157	288,8	19:15'11.245
21	21.764	35.838	30.106	18.711	1'46.419	287,2	19:16'57.664
22	21.663	34.548	29.648	19.028	1'44.887	288,0	19:18'42.551
23	22.113	34.403	29.397	18.633	1'44.546	272,7	19:20'27.097
24	21.428	34.473	29.364	18.776	1'44.041	285,7	19:22'11.138
Race Time 53'21.499							

106 Pollini Giacomo (1'43.757)

Lap	Seg.1	Seg.2	Seg.3	Seg.4	Lap Time	km/h	Local Time
Matteo Pollini							
1		35.697	29.925	18.898	1'49.579		18:30'39.218
2	21.627	34.297	29.537	18.751	1'44.212	279,1	18:32'23.430
3	21.799	34.526	29.732	18.776	1'44.833	279,1	18:34'08.263
4	21.731	34.378	30.592	44.386	2'11.087	279,8	18:36'19.350
5	52.842	55.331	54.326	32.413	3'14.912	113,4	18:39'34.262
6	41.402	49.027	48.954	25.626	2'45.009	104,2	18:42'19.271
7	22.276	36.319	29.574	18.827	1'46.996	273,4	18:44'06.267
8	21.654	34.566	29.885	18.727	1'44.832	282,0	18:45'51.099
9	21.849	34.649	29.632	18.832	1'44.962	282,0	18:47'36.061
10	21.631	34.566	30.290	19.360	1'45.847	282,7	18:49'21.908
11	22.808	34.796	30.050	1'35.175	3'02.829P	281,3	18:52'24.737
Giacomo Pollini							
12	58.662	1'08.134	1'00.017	37.929	3'44.742P	81,7	18:56'09.479
13	54.696	1'08.300	1'00.010	37.938	3'40.944	81,5	18:59'50.423
14	54.721	1'02.118	50.682	38.247	3'25.768	81,4	19:03'16.191
15	1'00.569	54.067	52.167	25.133	3'11.936	43,3	19:06'28.127
16	22.757	35.591	30.220	18.617	1'47.185	279,8	19:08'15.312
17	21.493	34.272	29.523	18.586	1'43.874	285,0	19:09'59.186
18	21.823	34.394	29.545	18.724	1'44.486	287,2	19:11'43.672
19	21.424	34.564	29.318	18.610	1'43.916	287,2	19:13'27.588
20	21.526	34.400	29.503	18.586	1'44.015	285,7	19:15'11.603
21	21.652	34.670	29.155	18.682	1'44.159	286,5	19:16'55.762
22	21.945	34.060	29.053	18.757	1'43.815	276,2	19:18'39.577
23	21.550	34.272	29.247	18.688	1'43.757	279,1	19:20'23.334
24	21.822	35.015	29.443	18.948	1'45.228	267,3	19:22'08.562
Race Time 53'18.923							

109 Zanasi Racing (1'43.919)

Lap	Seg.1	Seg.2	Seg.3	Seg.4	Lap Time	km/h	Local Time
Tommaso Lovati							
1		35.465	29.913	18.920	1'49.972	226,9	18:30'39.611
2				18.779	1'44.566	282,0	18:32'24.177
3	21.525			18.946	1'44.634	283,5	18:34'08.811
4	21.644			44.045	2'09.716	282,7	18:36'18.527
5	52.659	55.425	54.565	32.014	3'14.663	114,9	18:39'33.190
6	41.236	49.447	49.405	25.379	2'45.467	132,5	18:42'18.657
7	22.871			18.777	1'46.243	277,6	18:44'04.900

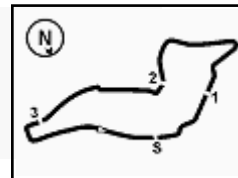
8	21.688					18.769	1'44.022	282,0	18:45'48.922	
9	21.859					18.657	1'44.044C	282,0	18:47'32.966	
10	21.667					18.883	1'43.919	282,7	18:49'16.885	
11	21.760					1'28.121	2'53.919P	280,5	18:52'10.804	
Andrea Fontana										
12	58.236	1'07.768				59.451	37.814	3'43.269P	81,8	18:55'54.073
13	55.546	1'08.785				1'00.685	38.060	3'43.076	81,6	18:59'37.149
14	55.155	1'08.084				52.914	39.628	3'35.781	81,0	19:03'12.930
15	59.211	55.629				53.704	25.649	3'14.193	56,3	19:06'27.123
16	23.315						18.725	1'46.750	276,2	19:08'13.873
17	21.742						18.797	1'44.347	288,0	19:09'58.220
18	21.729	34.650	29.270				18.766	1'44.415	282,0	19:11'42.635
19	21.795						18.544	1'43.889C	282,0	19:13'26.524
20	21.700						18.686	1'44.311	282,7	19:15'10.835
21	22.012						19.452	1'51.610	282,0	19:17'02.445
22	22.193						19.268	1'48.680	276,9	19:18'51.125
23	21.979						19.328	1'47.717	281,3	19:20'38.842
24	22.137						19.230	1'47.545	279,8	19:22'26.387
Race Time 53'36.748										

111 Best Lap (1'43.389)

Lap	Seg.1	Seg.2	Seg.3	Seg.4	Lap Time	km/h	Local Time
Lorenzo Pegoraro							
1		35.261	30.099	18.795	1'50.298	224,5	18:30'39.937
2	21.760	34.865	29.416	18.482	1'44.523	283,5	18:32'24.460
3	21.811	34.445	29.444	18.724	1'44.424	282,7	18:34'08.884
4	21.898	34.454	30.250	44.716	2'11.318	279,1	18:36'20.202
5	53.003	55.543	54.072	33.256	3'15.874	111,2	18:39'36.076
6	40.237	49.079	48.939	25.170	2'43.425	104,9	18:42'19.501
7	22.338	35.465	29.269	18.618	1'45.690	268,0	18:44'05.191
8	21.973	34.572	29.410	18.517	1'44.472	278,4	18:45'49.663
9	21.721	34.397	29.376	18.622	1'44.116	285,0	18:47'33.779
10	21.491	34.534	29.065	18.716	1'43.806	285,0	18:49'17.585
11	21.625	34.504	29.757	1'33.307	2'59.193P	285,7	18:52'16.778
Alex Frassinetti							
12	57.136	1'07.515	59.564	37.471	3'41.686P	84,9	18:55'58.464
13	54.174	1'07.398	59.553	38.059	3'39.184	82,1	18:59'37.648
14	55.168	1'08.681	54.421	37.865	3'36.135	78,0	19:03'13.783
15	1'00.024	54.947	53.194	25.303	3'13.468	52,4	19:06'27.251
16	23.032	34.991	29.120	18.660	1'45.803	279,8	19:08'13.054
17	21.878	34.366	29.389	18.591	1'44.224	282,0	19:09'57.278
18	21.580	34.443	29.050	18.598	1'43.671	282,0	19:11'40.949
19	21.690	34.109	28.908	18.682	1'43.389	282,0	19:13'24.338
20	21.640	34.348	29.108	18.571	1'43.667	282,7	19:15'08.005
21	21.527	34.292	29.136	18.667	1'43.622	282,7	19:16'51.627
22	21.946	34.740	29.510	18.979	1'45.175	284,2	19:18'36.802
23	22.109	35.398	29.238	18.806	1'45.551	282,7	19:20'22.353
24	22.132	35.010	28.953	18.591	1'44.686	282,7	19:22'07.039
Race Time 53'17.400							

112 MRNC12 (1'42.690)

Lap	Seg.1	Seg.2	Seg.3	Seg.4	Lap Time	km/h	Local Time
Riccardo Panicià							
1		35.746	30.347	18.724	1'50.699	223,6	18:30'40.338
2	22.007	35.111	29.242	18.815	1'45.175	282,7	18:32'25.513
3	21.866	34.410	29.482	18.820	1'44.578	282,0	18:34'10.091
4	21.593	34.598	30.762	44.665	2'11.618	282,7	18:36'21.709
5	52.084	55.595	54.190	33.473	3'15.342	105,9	18:39'37.051
6	40.054	48.812	48.770	25.269			



ACI Racing Weekend Imola, 25-26 Aprile 2026

Campionato Italiano GT Sprint GTCup - Analisi Tempi Race 1

Imola Circuit 4.909 m

Start at 18:28'49.639

2 / 9

17	21.810	34.486	29.525	18.587	1'44.408	285,0	19:10'01.266
18	21.561	33.850	29.105	18.765	1'43.281	282,0	19:11'44.547
19	21.651	34.228	29.222	18.653	1'43.754	284,2	19:13'28.301
20	21.552	34.425	29.472	18.671	1'44.120	282,7	19:15'12.421
21	21.573	35.016	29.090	18.607	1'44.286	282,7	19:16'56.707
22	21.648	34.795	29.832	19.049	1'45.324	282,7	19:18'42.031
23	21.402	34.041	28.733	18.514	1'42.690	280,5	19:20'24.721
24	21.493	34.404	29.413	18.652	1'43.962	283,5	19:22'08.683
Race Time 53'19.044							

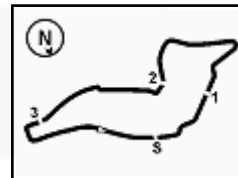
119 Zanasi Racing (1'44.392)							
Lap	Seg.1	Seg.2	Seg.3	Seg.4	Lap Time	km/h	Local Time
Mattia Simonini							
1		39.705	31.406	18.846	2'05.096	161,9	18:30'54.735
2	22.460	36.141	30.609	19.241	1'48.451	288,8	18:32'43.186
3	21.788	35.558	30.139	18.856	1'46.341	287,2	18:34'29.527
4	23.406	37.058	53.328	39.202	2'32.994	264,7	18:37'02.521
5	53.943	1'02.411	35.563	21.617	2'53.534	78,5	18:39'56.055
6	37.556	49.163	48.880	24.162	2'39.761	120,8	18:42'35.816
7	23.931	36.857	30.886	18.895	1'50.569	257,1	18:44'26.385
8	23.884	36.475	30.004	19.086	1'49.449	289,5	18:46'15.834
9	22.554	35.283	29.724	18.838	1'46.399	239,5	18:48'02.233
10	21.523			18.729	1'44.392	285,7	18:49'46.625
11	21.899	35.895	1'00.991	1'52.681	3'51.466P	288,0	18:53'38.091
Matteo Sartori							
12	1'00.399	1'11.141	1'02.946	39.909	3'54.395P	81,8	18:57'32.486
13	57.581	1'11.461	1'02.868	40.155	3'52.065	81,6	19:01'24.551
14	42.913	38.487	32.797	20.765	2'14.962	80,4	19:03'39.513
15	53.266	51.115	50.960	20.337	2'55.678	56,0	19:06'35.191
16	25.345	36.321	30.425	19.003	1'51.094	255,3	19:08'26.285
Race Time 39'36.646							

114 Oregon Team (1'43.061)							
Lap	Seg.1	Seg.2	Seg.3	Seg.4	Lap Time	km/h	Local Time
Giuseppe Fico							
1		36.331	30.550	19.060	1'54.147	203,0	18:30'43.786
2	22.791	35.174	30.121	19.201	1'47.287	284,2	18:32'31.073
3	22.034	34.913	29.454	18.580	1'44.981	282,7	18:34'16.054
4	21.622	34.685	35.270	38.264	2'09.841	285,0	18:36'25.895
5	51.624	55.413	53.786	33.821	3'14.644	108,3	18:39'40.539
6	39.720	47.849	48.465	25.269	2'41.303	106,1	18:42'21.842
7	22.288	35.333	30.587	19.001	1'47.209	280,5	18:44'09.051
8	40.095	35.901	30.082	18.937	2'05.015	285,7	18:46'14.066
9	21.909	34.712	29.583	18.700	1'44.904	285,7	18:47'58.970
10	21.900	35.317	29.571	18.781	1'45.569	285,0	18:49'44.539
11	22.273	34.845	1'00.284	1'36.444	3'33.846P	283,5	18:53'18.385
Milan Rytter							
12	1'00.206	1'08.664	1'00.424	38.213	3'47.507P	79,2	18:57'05.892
13	55.152	1'08.576	1'00.472	38.205	3'42.405	80,8	19:00'48.297
14	53.319	36.049	33.059	33.872	2'36.299	80,7	19:03'24.596
15	1'01.307	52.277	52.068	22.401	3'08.053	56,3	19:06'32.649
16	22.326	35.769	30.120	18.921	1'47.136	282,7	19:08'19.785
17	22.750	35.569	29.973	18.709	1'47.001	285,7	19:10'06.786
18	21.606	34.253	29.407	18.965	1'44.231	285,7	19:11'51.017
19	21.440	34.144	29.288	18.393	1'43.265	285,7	19:13'34.282
20	21.410	33.934	29.262	18.455	1'43.061	287,2	19:15'17.343
21	21.431	34.159	29.554	18.719	1'43.863	288,0	19:17'01.206
22	21.526	34.185	29.360	18.511	1'43.582	288,8	19:18'44.788
23	21.884	34.655	30.039	18.863	1'45.441	288,0	19:20'30.229
24	21.447	34.560	29.705	18.518	1'44.230	288,0	19:22'14.459
Race Time 53'24.820							

123 Double TT Racing (1'43.648)							
Lap	Seg.1	Seg.2	Seg.3	Seg.4	Lap Time	km/h	Local Time
Davide Roda							
1		35.835	30.372	19.364	1'52.639	231,8	18:30'42.278
2	22.436	35.106	29.711	25.046	1'52.299	282,0	18:32'34.577
3	22.628	37.178	29.789	23.087	1'52.682	284,2	18:34'27.259
4	22.404	36.376	52.403	37.691	2'28.874	285,0	18:36'56.133
5	54.474	1'02.891	34.450	22.272	2'54.087	76,3	18:39'50.220
6	38.800	49.334	49.522	26.592	2'44.248	186,2	18:42'34.468
7	24.098	35.477	30.208	18.932	1'48.715	251,7	18:44'23.183
8	23.417	35.393	30.072	18.906	1'47.788	282,7	18:46'10.971
9	22.208	35.492	30.122	18.837	1'46.659	271,4	18:47'57.630
10	22.664	35.360	29.714	18.849	1'46.587	276,2	18:49'44.217
11	22.591	36.031	1'00.366	1'46.030	3'45.018P	275,5	18:53'29.235
Giancarlo Fisichella							
12	58.388	1'07.503	1'00.288	37.505	3'43.684P	78,0	18:57'12.919
13	54.178	1'07.489	59.408	37.506	3'38.581	82,0	19:00'51.500
14	52.619	38.094	32.736	32.148	2'35.597	82,1	19:03'27.097
15	1'01.121	52.084	51.631	20.697	3'05.533	47,5	19:06'32.630
16	22.031	35.727	29.613	18.823	1'46.194	279,8	19:08'18.824
17	21.787	34.337	29.027	19.068	1'44.219	288,0	19:10'03.043
18	21.690	34.307	29.017	18.634	1'43.648	285,7	19:11'46.691
19	21.618	34.257	28.981	18.867	1'43.723	287,2	19:13'30.414
20	21.685	34.451	28.974	18.652	1'43.762	285,0	19:15'14.176
21	21.598	34.678	29.403	18.687	1'44.366	285,7	19:16'58.542
22	21.595	34.591	29.422	18.739	1'44.347	288,0	19:18'42.889
23	22.178	35.316	29.011	18.611	1'45.116	262,1	19:20'28.005
24	21.330	34.549	29.148	18.639	1'43.666	285,7	19:22'11.671
Race Time 53'22.032 + 5.000Pen							

117 MM Motorsport (1'43.436)							
Lap	Seg.1	Seg.2	Seg.3	Seg.4	Lap Time	km/h	Local Time
Michal Bartoszuk							
1		39.405	31.270	18.930	2'04.505	159,1	18:30'54.144
2	22.733	36.178	30.257	18.957	1'48.125	288,0	18:32'42.269
3	22.290	35.195	30.565	19.011	1'47.061	287,2	18:34'29.330
4	23.009	37.181	53.115	38.509	2'31.814	277,6	18:37'01.144
5	54.191	1'02.795	34.819	20.859	2'52.664	86,4	18:39'53.808
6	38.891	49.392	48.938	24.366	2'41.587	148,1	18:42'35.395
7	24.144	36.890	30.913	19.856	1'51.803C	270,0	18:44'27.198
8	23.292	37.027	30.345	18.835	1'49.499	288,0	18:46'16.697
9	22.578	35.337	29.985	18.920	1'46.820	284,2	18:48'03.517
10	22.510	35.146	29.952	18.794	1'46.402	275,5	18:49'49.919
11	22.023	35.086	1'00.241	53.540	2'50.890P	285,7	18:52'40.809
Leonardo Arduini							
12	1'38.950	1'09.988	59.527	37.740	4'26.205P	103,1	18:57'07.014
13	54.858	1'08.310	1'00.784	37.676	3'41.628	81,4	19:00'48.642
14	53.733	38.494	31.991	32.482	2'36.700	84,2	19:03'25.342
15	1'01.535	51.882	51.943	22.083	3'07.443	52,1	19:06'32.785
16	23.316	35.340	31.401	18.742	1'48.799	271,4	19:08'21.584
17	21.826	35.420	30.497	19.345	1'47.088	288,0	19:10'08.672
18	22.079	35.242	29.463	18.565	1'45.349	287,2	19:11'54.021
19	21.642	34.712	29.148	18.516	1'44.018	288,8	19:13'38.039
20	21.596	34.150	29.202	18.730	1'43.678	288,8	19:15'21.717
21	21.515	34.293	29.108	18.520	1'43.436	290,3	19:17'05.153
22	21.463	34.653	29.652	18.543	1'44.311	291,1	19:18'49.464
23	21.484	34.277	29.361	18.577	1'43.699	290,3	19:20'33.163
24	21.582	34.240	29.327	18.606	1'43.755	290,3	19:22'16.918
Race Time 53'27.279 + 5.000Pen							

147 CRM Competition (1'47.428)							
Lap	Seg.1	Seg.2	Seg.3	Seg.4	Lap Time	km/h	Local Time
Riccardo Tucci							
1		36.558	30.850	19.303	1'56.730	204,9	18:30'46.369
2	22.280	35.701	30.565	19.908	1'48.454	285,7	18:32'34.823
3	22.648	35.300	30.333	19.147	1'47.428	287,2	18:34'22.251
Race Time 5'32.612							
150 Spirit of Racing (1'43.660)							
Lap	Seg.1	Seg.2	Seg.3	Seg.4	Lap Time	km/h	Local Time
Andres Mendez							
1		36.703	30.379	18.822	1'54.328	218,2	18:30'43.967
2	23.095	35.588	30.030	18.966	1'47.679	271,4	18:32'31.646
3	22.147	35.231	30.058	18.768	1'46.204	285,7	18:34'17.850
4	22.098	35.542	36.999	35.826	2'10.465	288,0	18:36'28.315
5	51.865	54.594	54.575	33.637	3'14.671	97,0	18:39'42.986
6	40.268	46.248	48.396	24.675	2'39.587	117,8	18:42'22.573
7	22.566	36.192	30.000	18.962	1'47.720	271,4	18:44'10.293



ACI Racing Weekend Imola, 25-26 Aprile 2026

Campionato Italiano GT Sprint GTCup - Analisi Tempi Race 1

Imola Circuit 4.909 m

Start at 18:28'49.639

3 / 9

8	24.319	35.726	30.004	18.928	1'48.977	288,0	18:45'59.270	17	23.065	35.421	31.197	19.234	1'48.917	254,1	19:10'21.997	
9	22.572	35.360	30.038	19.189	1'47.159	277,6	18:47'46.429	18	22.819	35.588	30.567	19.288	1'48.262	276,9	19:12'10.259	
10	22.137	35.386	29.773	18.981	1'46.277	285,7	18:49'32.706	19	22.658	45.172	30.741	19.202	1'57.773	277,6	19:14'08.032	
11	22.489	36.141	47.668	1'34.388	3'20.686P	285,7	18:52'53.392	20	22.175	35.244	30.373	19.133	1'46.925	277,6	19:15'54.957	
			Edoardo Borelli						21	22.298	35.303	30.471	19.093	1'47.165	277,6	19:17'42.122
12	58.156	1'07.318	59.522	37.553	3'42.549P	82,3	18:56'35.941	22	22.201	35.107	30.631	19.833	1'47.772	277,6	19:19'29.894	
13	54.144	1'07.493	59.503	37.561	3'38.701	82,2	19:00'14.642	23	22.698	35.575	30.688	19.120	1'48.081	263,4	19:21'17.975	
14	54.264	58.330	36.341	37.952	3'06.887	82,3	19:03'21.529	24	22.597	35.725	30.557	19.575	1'48.454	276,9	19:23'06.429	
15	1'00.794	53.239	51.219	23.467	3'08.719	48,6	19:06'30.248								Race Time 54'16.790	
16	23.000	35.553	30.345	18.723	1'47.621	274,8	19:08'17.869									
17	21.572	34.656	29.617	18.723	1'44.568	287,2	19:10'02.437									

184 SF Squadra Corse (1'42.976)

Lap	Seg.1	Seg.2	Seg.3	Seg.4	Lap Time	km/h	Local Time
Mattia Lancellotti							
1		34.391	29.414	18.430	1'47.021		18:30'36.660
2	21.618	34.201	29.171	18.428	1'43.418	285,0	18:32'20.078
3	21.530	34.150	29.697	18.880	1'44.257	287,2	18:34'04.335
4	21.462	34.179	32.142	44.891	2'12.674	287,2	18:36'17.009
5	52.325	55.936	54.614	32.182	3'15.057	104,9	18:39'32.066
6	40.508	50.325	49.489	25.616	2'45.938	103,7	18:42'18.004
7	22.206	34.311	29.298	18.565	1'44.380	278,4	18:44'02.384
8	21.390			18.648	1'43.719	285,7	18:45'46.103
9	21.493	34.243	29.230	18.507	1'43.473	285,7	18:47'29.576
10	21.406	34.061	29.054	18.455	1'42.976	288,0	18:49'12.552
11	21.419	34.227	29.440	1'28.660	2'53.746P	288,0	18:52'06.298
Pietro Alessi							
12	58.969	1'08.681	1'00.618	38.162	3'46.430P	80,8	18:55'52.728
13	56.437	1'08.707	1'00.542	38.219	3'43.905	81,0	18:59'36.633
14	55.149	1'07.950	52.350	39.708	3'35.157	80,8	19:03'11.790
15	59.519	55.222	54.444	25.788	3'14.973	61,1	19:06'26.763
16	24.427	35.637	30.326	18.561	1'48.951	280,5	19:08'15.714
17	21.688	34.327	29.620	18.667	1'44.302	290,3	19:10'00.016
18	21.679	34.204	29.576	18.651	1'44.110	290,3	19:11'44.126
19	21.527	34.410	29.324	18.704	1'43.965	289,5	19:13'28.091
20	21.466	34.463	29.440	18.645	1'44.014	290,3	19:15'12.105
21	21.590	34.761	29.264	18.534	1'44.149	290,3	19:16'56.254
22	22.012	34.402	30.145	19.477	1'46.036	279,8	19:18'42.290
23	21.807	34.071	29.418	18.539	1'43.835	282,0	19:20'26.125
24	21.524	34.414	29.557	18.784	1'44.279	290,3	19:22'10.404
							Race Time 53'20.765

151 Spirit of Racing (1'43.251)

Lap	Seg.1	Seg.2	Seg.3	Seg.4	Lap Time	km/h	Local Time
Leonardo Megna							
1		35.256	28.826	18.670	1'47.861	224,5	18:30'37.500
2	21.485	34.232	28.988	18.569	1'43.274	282,0	18:32'20.774
3	21.424	34.329	29.012	19.515	1'44.280	284,2	18:34'05.054
4	21.402	34.313	31.937	45.064	2'12.716	285,0	18:36'17.770
5	52.466	55.679	54.632	32.135	3'14.912	101,8	18:39'32.682
6	40.763	49.984	49.496	25.589	2'45.832	102,3	18:42'18.514
7	21.965	34.576	29.084	18.635	1'44.260C	279,8	18:44'02.774
8	21.440	34.193	29.409	18.726	1'43.768	283,5	18:45'46.542
9	21.504	34.489	28.922	18.687	1'43.602	284,2	18:47'30.144
10	21.430	34.177	28.808	18.836	1'43.251	285,0	18:49'13.395
11	21.425	34.291	29.243	28.862	1'53.821	285,0	18:51'07.216
12	54.426	1'07.901	59.936	1'31.578	4'33.841P	80,8	18:55'41.057
Diego Di Fabio							
13	1'07.569	1'07.592	59.496	37.622	3'52.279P	106,5	18:59'33.336
14	54.195	1'07.656	56.243	39.681	3'37.775	81,9	19:03'11.111
15	59.561	55.117	54.902	25.886	3'15.466	64,9	19:06'26.577
16	22.738	34.497	29.379	18.669	1'45.283	276,2	19:08'11.860
17	21.668	34.287	29.092	18.726	1'43.773	282,0	19:09'55.633
18	21.599	34.288	29.182	18.798	1'43.867	282,7	19:11'39.500
19	21.637	34.319	28.957	18.819	1'43.732	282,7	19:13'23.232
20	21.562	34.366	29.182	18.753	1'43.863	284,2	19:15'07.095
21	21.582	34.378	29.351	18.970	1'44.281	282,7	19:16'51.376
22	21.910	34.752	29.165	19.455	1'45.282	282,7	19:18'36.658
23	22.187	35.092	29.321	18.853	1'45.453	285,0	19:20'22.111
24	22.269	35.512	29.173	18.827	1'45.781	285,0	19:22'07.892
							Race Time 53'18.253 + 25.000Pen

163 DL Racing (1'46.925)

Lap	Seg.1	Seg.2	Seg.3	Seg.4	Lap Time	km/h	Local Time
Mattia Bucci							
1		38.352	32.389	19.466	2'10.635	178,2	18:31'00.274
2	22.974	36.098	30.629	19.961	1'49.662	274,8	18:32'49.936
3	22.530	35.736	31.198	19.237	1'48.701	276,9	18:34'38.637
4	22.270	40.647	50.023	40.186	2'33.126	274,8	18:37'11.763
5	54.670	1'01.009	35.787	21.434	2'52.900	84,1	18:40'04.663
6	35.769	49.588	47.444	22.787	2'35.588	106,0	18:42'40.251
7	24.062	36.947	31.735	19.374	1'52.118	255,3	18:44'32.369
8	23.322	37.376	31.303	19.488	1'51.489	274,1	18:46'23.858
9	23.718	35.894	30.767	19.632	1'50.011	259,0	18:48'13.869
10	23.440	35.301	30.354	19.462	1'48.557	276,9	18:50'02.426
11	22.223	51.208	58.182	1'53.160	4'04.773P	276,9	18:54'07.199
Pietro Pio Agoglia							
12	58.174	1'07.454	58.315	36.919	3'40.862P	84,6	18:57'48.061
13	53.467	1'07.879	1'03.378	38.912	3'43.636	79,1	19:01'31.697
14	45.805	36.508	32.101	20.894	2'15.308	86,1	19:03'47.005
15	54.810	48.882	50.538	19.497	2'53.727	41,2	19:06'40.732
16	22.360	38.231	31.875	19.882	1'52.348	278,4	19:08'33.080

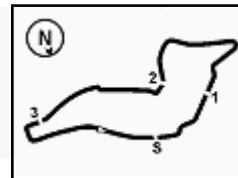
188 Spirit of Racing (1'46.943)

Lap	Seg.1	Seg.2	Seg.3	Seg.4	Lap Time	km/h	Local Time
Fedor Samorukov							
1		39.418	58.497	2'07.387	4'19.283P	167,4	18:33'08.922
2	39.034	37.591	31.319	19.886	2'07.830P	173,9	18:35'16.752
3	34.550	1'03.529	43.567	21.354	2'43.000	221,3	18:37'59.752
4	28.730	45.079	37.998	21.727	2'13.534	181,8	18:40'13.286
5	34.674	47.716	47.056	22.996	2'32.442	100,2	18:42'45.728
6	27.159	38.212	32.256	19.647	1'57.274	198,2	18:44'43.002
7	23.481	36.890	31.371	19.341	1'51.083	239,5	18:46'34.085
8	24.148	38.227	30.652	19.309	1'52.336	226,9	18:48'26.421
9	23.789	36.785	31.074	19.401	1'51.049	230,3	18:50'17.470
10	23.407	1'06.310	59.969	1'45.214	4'14.900P	257,1	18:54'32.370
Federico Al Rifai							
11	58.070	1'07.565	59.519	37.538	3'42.692P	81,6	18:58'15.062
12	54.173	1'07.581	59.485	33.928	3'35.167	82,4	19:01'50.229
13	30.188	37.509	31.742	20.368	1'59.807	196,0	19:03'50.036
14	54.036	48.619	50.860	19.834	2'53.349	47,1	19:06'43.385
15	22.779	35.592	32.116	19.153	1'49.640	275,5	19:08'33.025
16	22.648	35.136	30.438	18.721	1'46.943	256,5	19:10'19.968
17	22.257	36.052	29.705	19.837	1'47.851	283,5	19:12'07.819
							Race Time 43'18.180

203 Zanasi Racing (1'47.384)

Lap	Seg.1	Seg.2	Seg.3	Seg.4	Lap Time	km/h	Local Time
Vittoria Piria							
1				19.020	1'56.140	181,8	18:30'45.779
2	22.502			20.261	1'49.316	268,0	18:32'35.095
3	22.619			18.869	1'47.384	288,0	18:34'22.479
							Race Time 5'32.840





ACI Racing Weekend Imola, 25-26 Aprile 2026

Campionato Italiano GT Sprint GTCup - Analisi Tempi Race 1

Imola Circuit 4.909 m

Start at 18:28'49.639

4 / 9

207 Invictus (1'45.428)

Lap	Seg.1	Seg.2	Seg.3	Seg.4	Lap Time	km/h	Local Time
Francesco Coassin							
1		36.252	30.539	19.059	1'53.869	208,5	18:30'43.508
2	22.782	34.972	30.360	19.072	1'47.186	285,7	18:32'30.694
3	22.193	35.564	30.115	18.916	1'46.788	285,7	18:34'17.482
4	21.932	35.077	37.278	35.903	2'10.190	284,2	18:36'27.672
5	51.514	54.876	54.603	33.363	3'14.356	97,6	18:39'42.028
6	40.379	46.389	48.546	24.980	2'40.294	99,0	18:42'22.322
7	22.554	35.418	30.481	19.108	1'47.561	282,0	18:44'09.883
8	24.433	35.564	30.106	19.009	1'49.112	291,1	18:45'58.995
9	22.616	34.956	30.196	19.065	1'46.833	288,8	18:47'45.828
10	22.303	34.911	29.693	18.812	1'45.719	285,7	18:49'31.547
11	22.132	34.757	41.656	45.303	2'23.848P	285,7	18:51'55.395
Angelo Lancelotti							
12	1'40.625	1'09.194	1'01.637	38.537	4'29.993P	147,5	18:56'25.388
13	55.545	1'09.251	1'01.003	38.561	3'44.360	80,3	19:00'09.748
14	55.516	56.393	38.991	37.864	3'08.764	80,2	19:03'18.512
15	1'00.842	53.424	52.149	24.289	3'10.704	43,1	19:06'29.216
16	23.213	36.081	31.972	19.061	1'50.327C	278,4	19:08'19.543
17	22.662	35.774	30.715	19.613	1'48.764	288,0	19:10'08.307
18	22.285	35.842	30.480	18.954	1'47.561	282,7	19:11'55.868
19	22.323	35.484	31.194	19.073	1'48.074	288,0	19:13'43.942
20	22.052	35.209	30.378	18.773	1'46.412	290,3	19:15'30.354
21	22.072	34.813	29.800	18.822	1'45.507	288,0	19:17'15.861
22	22.005	34.840	29.848	18.735	1'45.428	295,1	19:19'01.289
23	21.947	35.018	29.850	18.834	1'45.649	290,3	19:20'46.938
24	21.972	35.049	30.167	19.190	1'46.378	291,1	19:22'33.316
Race Time 53'43.677							

208 Villorba Corse (1'44.826)

Lap	Seg.1	Seg.2	Seg.3	Seg.4	Lap Time	km/h	Local Time
Donovan Privitelio							
1		39.868	33.192	19.107	2'07.923	155,0	18:30'57.562
2	22.355	35.977	30.455	18.960	1'47.747	274,1	18:32'45.309
3	22.261	35.382	30.147	18.830	1'46.620	285,0	18:34'31.929
4	21.879	36.985	53.311	39.436	2'31.611	285,0	18:37'03.540
5	53.659	1'02.348	35.849	21.027	2'52.883	78,1	18:39'56.423
6	37.756	49.164	48.811	24.055	2'39.786	125,4	18:42'36.209
7	24.384	36.307	30.942	19.281	1'50.914	260,9	18:44'27.123
8	23.227	36.723	30.115	18.984	1'49.049	281,3	18:46'16.172
9	22.531	35.396	30.058	18.882	1'46.867	261,5	18:48'03.039
10	21.853	34.391	29.933	18.649	1'44.826	281,3	18:49'47.865
11	21.970	36.356	1'00.329	1'47.355	3'46.010P	283,5	18:53'33.875
Luciano Privitelio							
12	59.947	1'08.929	1'01.303	38.527	3'48.706P	80,2	18:57'22.581
13	55.107	1'08.807	1'01.184	38.807	3'43.905	80,8	19:01'06.486
14	45.943	36.769	31.553	29.003	2'23.268	80,7	19:03'29.754
15	1'01.656	51.308	51.286	20.410	3'04.660	53,7	19:06'34.414
16	25.513	35.987	30.584	20.261	1'52.345	240,0	19:08'26.759
17	23.833	36.401	30.830	19.337	1'50.401	260,9	19:10'17.160
18	24.690	35.796	31.483	19.621	1'51.590	274,1	19:12'08.750
19	22.785	36.447	30.909	19.482	1'49.623	285,7	19:13'58.373
20	22.811	37.714	32.111	19.192	1'51.828	283,5	19:15'50.201
21	22.707	35.665	30.717	19.563	1'48.652	279,8	19:17'38.853
22	22.966	36.653	31.067	19.994	1'50.680	282,7	19:19'29.533
23	22.949	36.773	30.610	19.387	1'49.719	266,7	19:21'19.252
24	22.748	35.721	30.368	19.351	1'48.188	279,8	19:23'07.440
Race Time 54'17.801							

209 Villorba Corse (1'48.169)

Lap	Seg.1	Seg.2	Seg.3	Seg.4	Lap Time	km/h	Local Time
Petar Matic							
1		38.399	31.227	19.360	2'01.855	175,9	18:30'51.494
2	23.336	35.531	30.899	19.676	1'49.442	274,1	18:32'40.936
3	22.626	35.876	30.541	19.163	1'48.206	276,9	18:34'29.142
4	24.393	38.046	54.262	39.177	2'35.878	257,8	18:37'05.020
5	53.932	1'01.955	35.992	20.894	2'52.773	83,3	18:39'57.793
6	37.708	48.951	48.776	23.550	2'38.985	125,3	18:42'36.778
7	25.258	36.938	31.004	19.289	1'52.489	238,9	18:44'29.267

8	23.470	36.123	30.762	19.310	1'49.665	270,0	18:46'18.932
9	23.467	59.831	32.098	19.248	2'14.644	258,4	18:48'33.576
10	22.887	35.732	30.938	19.508	1'49.065	279,1	18:50'22.641
11	25.083	1'06.235	1'00.632	38.256	3'10.206	279,8	18:53'32.847
12	56.416	1'08.898	59.628	1'36.417	4'41.359P	80,8	18:58'14.206
13	57.944	1'08.791	1'00.871	31.629	3'39.235P	81,2	19:01'53.441
14	27.775	37.417	31.857	20.110	1'57.159	194,9	19:03'50.600
15	54.652	48.067	51.492	19.758	2'53.969	48,1	19:06'44.569
16	23.346	36.617	31.476	19.285	1'50.724	255,9	19:08'35.293
17	22.848	36.739	30.643	19.482	1'49.712	279,1	19:10'25.005
18	22.769	35.795	30.706	19.343	1'48.613	271,4	19:12'13.618
19	22.403	35.955	30.734	19.416	1'48.508	282,0	19:14'02.126
20	22.746	35.875	31.020	19.075	1'48.716	264,1	19:15'50.842
21	22.361	35.753	31.344	19.194	1'48.652	282,7	19:17'39.494
22	22.413	35.838	31.176	19.704	1'49.131	282,0	19:19'28.625
23	22.921	36.182	30.513	19.489	1'49.105	277,6	19:21'17.730
24	22.585	35.588	30.511	19.485	1'48.169	282,0	19:23'05.899
Race Time 54'16.260							

211 Zanasi Racing (1'43.886)

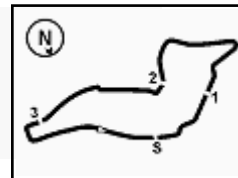
Lap	Seg.1	Seg.2	Seg.3	Seg.4	Lap Time	km/h	Local Time
Victor Briselli							
1		37.597	30.495	19.103	1'58.060	197,8	18:30'47.699
2	23.374	35.308	29.988	19.803	1'48.473	270,0	18:32'36.172
3	23.769			20.217	1'50.530	264,1	18:34'26.702
4	22.599	35.711	52.492	37.972	2'28.774	285,0	18:36'55.476
5	54.521	1'02.974	34.344	22.414	2'54.253	81,0	18:39'49.729
6	38.597	49.235	49.919	26.651	2'44.402	139,7	18:42'34.131
7	24.364			19.791	1'50.885	263,4	18:44'25.016
8	24.500			19.224	1'53.296	285,7	18:46'18.312
9	23.966			19.210	1'49.734	259,0	18:48'08.046
10	22.721			21.208	1'50.133	288,0	18:49'58.179
11	24.437	46.140	1'01.608	1'48.293	4'00.478P	259,0	18:53'58.657
Luca Demarchi							
12	58.397	1'07.955	1'00.815	37.936	3'45.103P	81,7	18:57'43.760
13	55.009	1'10.107	1'02.954	39.360	3'47.430	81,2	19:01'31.190
14	45.777	36.144	32.576	20.700	2'15.197	78,7	19:03'46.387
15	54.610	48.786	50.708	19.162	2'53.266	45,1	19:06'39.653
16	22.855	38.233	30.037	18.905	1'50.030	279,1	19:08'29.683
17	21.924			19.059	1'47.465	288,0	19:10'17.148
18	21.868			18.693	1'44.069	282,7	19:12'01.217
19	21.769			18.800	1'44.489	287,2	19:13'45.706
20	22.211			19.369	1'46.542	287,2	19:15'32.248
21	21.610	34.517	28.952	18.807	1'43.886	285,0	19:17'16.134
22	24.049	39.220	32.867	59.335	2'35.471P	276,9	19:19'51.605
23	36.805			18.604	1'59.481P	192,5	19:21'51.086
24	21.824			18.705	1'44.479	285,0	19:23'35.565
Race Time 54'45.926							

212 MRNC12 (1'48.955)

Lap	Seg.1	Seg.2	Seg.3	Seg.4	Lap Time	km/h	Local Time
Lorenzo Nicoli							
1		37.023	30.981	19.443	2'10.915	147,3	18:31'00.554
2	22.902	36.167	30.368	19.518	1'48.955	266,7	18:32'49.509
Race Time 3'59.870							

216 Target Racing (1'45.059)

Lap	Seg.1	Seg.2	Seg.3	Seg.4	Lap Time	km/h	Local Time
Pierluigi Alessandri							
1		44.376	33.097	19.080	2'09.604	168,5	18:30'59.243
2	23.043	36.193	30.378	19.323	1'48.937	262,1	18:32'48.180
3	22.215	36.262	30.447	19.275	1'48.199	285,7	18:34'36.379
4	22.244	36.947	52.658	39.401	2'31.250	282,7	18:37'07.629
5	54.229	1'01.890	35.140	21.182	2'52.441	84,4	18:40'00.070
6	36.878	49.549	48.326	23.564	2'38.317	111,7	18:42'38.387
7	24.467	37.175	30.909	19.117	1'51.668	256,5	18:44'30.055
8	24.080	36.870	30.235	18.939	1'50.124	252,3	18:46'20.179
9	23.725	35.907	30.250	18.888	1'48.770	259,0	18:48'08.949
10	22.224	35.472	30.558	19.795	1'48.049	285,0	18:49'56.998
11	22.269	44.398	1'00.018	1'39.630	3'46.315P	282,0	18:53'43.313



ACI Racing Weekend Imola, 25-26 Aprile 2026

Campionato Italiano GT Sprint GTCup - Analisi Tempi Race 1

Imola Circuit 4.909 m

Start at 18:28'49.639

5 / 9

Lap	Seg.1	Seg.2	Seg.3	Seg.4	Lap Time	km/h	Local Time
12	57.688	1'10.666	1'03.122	40.602	3'52.078P	79,0	18:57'35.391
13	56.700	1'11.659	1'03.052	40.401	3'51.812	86,1	19:01'27.203
14	41.733	38.274	33.803	20.319	2'14.129	101,2	19:03'41.332
15	54.253	49.913	50.582	20.117	2'54.865	53,2	19:06'36.197
16	24.736	37.053	31.046	19.053	1'51.888	258,4	19:08'28.085
17	22.811	36.313	31.439	19.058	1'49.621	275,5	19:10'17.706
18	23.101	34.729	30.003	18.815	1'46.648	287,2	19:12'04.354
19	21.885	34.656	29.787	18.731	1'45.059	285,0	19:13'49.413
20	22.180	35.383	29.931	18.707	1'46.201	287,2	19:15'35.614
21	22.592	34.652	30.086	19.128	1'46.458	279,1	19:17'22.072
22	22.298	35.465	30.144	18.709	1'46.616	285,7	19:19'08.688
23	22.003	34.606	30.011	18.781	1'45.401	285,0	19:20'54.089
24	22.364	34.852	30.171	18.844	1'46.231	285,7	19:22'40.320
Race Time 53'50.681							

221 MRNC12 (1'49.445)

Lap	Seg.1	Seg.2	Seg.3	Seg.4	Lap Time	km/h	Local Time
Federica Levy							
1		40.250	33.433	19.350	2'07.841	161,9	18:30'57.480
2	23.342	36.054	31.062	19.287	1'49.745	276,9	18:32'47.225
3	22.954	36.902	30.868	19.193	1'49.917	260,9	18:34'37.142
4	23.488	38.018	51.108	39.726	2'32.340	274,1	18:37'09.482
5	54.337	1'01.642	36.196	20.357	2'52.532	83,1	18:40'02.014
6	36.593	49.240	48.426	23.008	2'37.267	114,4	18:42'39.281
7	24.475	37.143	31.624	19.258	1'52.500	250,0	18:44'31.781
8	23.516	37.454	31.269	19.322	1'51.561	261,5	18:46'23.342
9	24.043	35.794	30.618	19.428	1'49.883	243,8	18:48'13.225
10	23.269	35.576	30.394	1'53.219	3'22.458P	269,3	18:51'35.683
Laura Villars							
11	51.859	1'06.019	58.857	38.265	3'35.000P	96,4	18:55'10.683
12	54.281	1'06.890	59.859	37.992	3'39.022	82,3	18:58'49.705
13	54.716	1'09.473	55.209	21.528	3'20.926	79,9	19:02'10.631
14	27.261	38.213	31.836	19.851	1'57.161	191,2	19:04'07.792
15	40.292	47.945	51.445	19.376	2'39.058	76,7	19:06'46.850
16	23.556	36.648	31.156	19.181	1'50.541	239,5	19:08'37.391
17	23.081	36.538	31.979	19.342	1'50.940	248,3	19:10'28.331
18	23.236	35.961	31.280	19.344	1'49.821	259,0	19:12'18.152
19	23.171	37.459	31.131	19.236	1'50.997	251,7	19:14'09.149
20	23.497	36.075	31.171	19.220	1'49.963	241,6	19:15'59.112
21	22.738	36.504	30.728	19.475	1'49.445	264,1	19:17'48.557
22	23.835	35.991	30.947	19.623	1'50.396	226,9	19:19'38.953
23	23.991	36.588	31.087	19.281	1'50.947	233,8	19:21'29.900
24	23.405	36.367	30.928	19.364	1'50.064	246,0	19:23'19.964
Race Time 54'30.325 + 25.000Pen							

231 Krypton by DL Racing (1'45.155)

Lap	Seg.1	Seg.2	Seg.3	Seg.4	Lap Time	km/h	Local Time
Francesco Galli							
1		39.361	30.728	18.979	2'03.115	160,5	18:30'52.754
2	22.509	35.420	30.621	18.902	1'47.452	284,2	18:32'40.206
3	22.045	36.138	30.534	19.135	1'47.852	285,0	18:34'28.058
4	22.761	36.527	52.668	38.010	2'29.966	263,4	18:36'58.024
5	54.096	1'02.346	35.635	21.352	2'53.429	92,3	18:39'51.453
6	38.845	49.567	49.084	25.934	2'43.430	167,7	18:42'34.883
7	24.255	37.015	29.640	19.496	1'50.406	254,1	18:44'25.289
8	24.857	36.170	29.909	19.419	1'50.355	285,7	18:46'15.644
9	22.294	34.787	29.544	18.815	1'45.440	259,6	18:48'01.084
10	21.920	34.678	29.669	18.888	1'45.155	282,7	18:49'46.239
11	21.846	35.204	1'01.100	1'47.973	3'46.123P	285,0	18:53'32.362
12	59.943	1'07.814	1'00.330	39.397	3'47.484P	81,9	18:57'19.846
13	54.206	1'07.505	55.888	36.213	3'33.812	81,8	19:00'53.658
14	52.131	38.602	32.799	31.630	2'35.162	84,2	19:03'28.820
15	1'01.462	51.689	51.394	20.822	3'05.367	53,3	19:06'34.187
16	22.955	35.692	30.521	18.957	1'48.125	254,1	19:08'22.312
17	21.754	35.295	30.653	19.733	1'47.435	279,8	19:10'09.747
18	22.030	35.531	29.917	18.973	1'46.451	284,2	19:11'56.198
19	22.397	35.275	30.184	19.258	1'47.114	285,7	19:13'43.312
20	21.950	34.558	30.053	18.814	1'45.375	284,2	19:15'28.687
21	21.745	34.858	29.927	18.853	1'45.383	283,5	19:17'14.070
22	21.856	35.227	29.890	18.981	1'45.954	282,7	19:19'00.024

250 Gostner David (1'43.539)

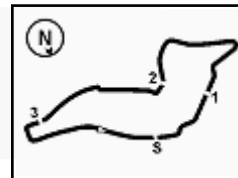
Lap	Seg.1	Seg.2	Seg.3	Seg.4	Lap Time	km/h	Local Time
David Gostner							
1		35.557	30.425	18.819	1'51.662	208,5	18:30'41.301
2	21.882	34.974	29.783	18.755	1'45.394	284,2	18:32'26.695
3	21.534	34.575	29.542	18.693	1'44.344	287,2	18:34'11.039
4	21.573	34.970	30.669	44.997	2'12.209	288,0	18:36'23.248
5	52.213	55.612	54.064	33.645	3'15.534	121,5	18:39'38.782
6	40.113	48.105	48.524	25.246	2'41.988	114,9	18:42'20.770
7	22.106	35.811	30.583	18.793	1'47.293	282,0	18:44'08.063
8	21.866	34.792	29.537	18.668	1'44.863	276,9	18:45'52.926
9	21.568	34.727	29.476	18.736	1'44.507	288,0	18:47'37.433
10	21.581	34.540	29.550	19.110	1'44.781	288,0	18:49'22.214
11	22.712	34.984	30.056	1'55.350	3'23.102P	282,7	18:52'45.316
12	58.132	1'07.603	59.511	37.550	3'42.796P	82,1	18:56'28.112
13	54.211	1'09.353	1'01.190	39.090	3'43.844	81,9	19:00'11.956
14	55.012	58.719	36.345	38.546	3'08.622	81,7	19:03'20.578
15	1'00.257	53.338	51.677	24.284	3'09.556	39,6	19:06'30.134
16	23.323	35.994	30.188	18.805	1'48.310	281,3	19:08'18.444
17	21.763	34.360	29.389	19.280	1'44.792	285,7	19:10'03.236
18	21.844	34.429	29.178	18.484	1'43.935	279,1	19:11'47.171
19	21.553	34.573	29.480	18.743	1'44.349	291,1	19:13'31.520
20	21.641	34.674	29.238	18.591	1'44.144	287,2	19:15'15.664
21	21.509	34.632	30.408	18.553	1'45.102	288,0	19:17'00.766
22	21.532	34.336	28.958	18.713	1'43.539	286,5	19:18'44.305
23	21.799	34.981	29.780	18.902	1'45.462	288,0	19:20'29.767
24	21.443	34.342	29.587	18.702	1'44.074	288,0	19:22'13.841
Race Time 53'24.202							

251 Carminati Ettore (1'46.167)

Lap	Seg.1	Seg.2	Seg.3	Seg.4	Lap Time	km/h	Local Time
Ettore Carminati							
1		36.281	30.754	19.395	1'55.977	222,7	18:30'45.616
2	22.431	35.582	30.570	19.480	1'48.063	280,5	18:32'33.679
3	22.475	35.515	30.413	19.397	1'47.800	280,5	18:34'21.479
4	22.208	35.481	48.023	28.121	2'13.833	279,1	18:36'35.312
5	45.788	54.401	54.572	33.720	3'08.481	104,8	18:39'43.793
6	40.319	46.243	48.563	25.099	2'40.224	121,5	18:42'24.017
7	22.742	35.773	30.223	19.145	1'47.883	272,7	18:44'11.900
8	23.700	35.560	30.285	19.087	1'48.632	281,3	18:46'00.532
9	22.386	35.406	30.435	18.939	1'47.166	280,5	18:47'47.698
10	22.253	35.160	30.068	18.977	1'46.458	282,0	18:49'34.156
11	22.138	35.435	47.920	45.234	2'30.727P	280,5	18:52'04.883
12	1'47.275	1'07.329	59.513	37.750	4'31.867P	102,3	18:56'36.750
13	53.865	1'07.553	59.587	37.682	3'38.687	80,5	19:00'15.437
14	54.067	58.414	36.182	38.281	3'06.944	75,5	19:03'22.381
15	1'00.636	53.243	51.416	23.564	3'08.859	54,3	19:06'31.240
16	22.668	37.143	30.576	18.946	1'49.333	278,4	19:08'20.573
17	22.402	36.076	30.855	19.474	1'48.807	282,7	19:10'09.380
18	22.113	35.493	30.615	19.249	1'47.470	282,7	19:11'56.850
19	22.038	35.459	30.699	19.391	1'47.587	284,2	19:13'44.437
20	22.135	35.562	30.556	19.780	1'48.033	282,0	19:15'32.470
21	22.141	35.105	31.133	18.975	1'47.354	283,5	19:17'19.824
22	22.038	35.404	30.080	19.038	1'46.560	284,2	19:19'06.384
23	21.943	35.171	30.152	18.901	1'46.167	284,2	19:20'52.551
24	22.037	35.234	30.392	19.022	1'46.685	282,0	19:22'39.236
Race Time 53'49.597							

261 MP Racing (1'45.863)

Lap	Seg.1	Seg.2	Seg.3	Seg.4	Lap Time	km/h	Local Time
Thomas Gostner							
1		38.425	30.847	19.340	2'01.149	179,1	18:30'50.788
2	23.358	35.699	30.433	19.162	1'48.652	261,5	18:32'39.440
3	22.725	35.908	30.334	19.329	1'48.296	282,7	18:34'27.736
4	23.765	37.448	52.863	38.63			



ACI Racing Weekend Imola, 25-26 Aprile 2026

Campionato Italiano GT Sprint GTCup - Analisi Tempi Race 1

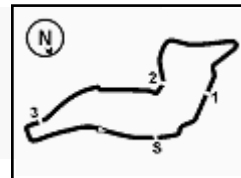
Imola Circuit 4.909 m

Start at 18:28'49.639

6 / 9

6	39.031	49.321	48.970	25.060	2'42.382	136,4	18:42'35.456	2	23.092	35.575	30.056	19.441	1'48.164	266,7	18:32'36.460
7	25.693	36.864	31.019	20.351	1'53.927	235,8	18:44'29.383	3	22.836	36.024	30.655	19.313	1'48.828	282,7	18:34'25.288
8	24.009	36.371	30.732	19.255	1'50.367	254,7	18:46'19.750	4	22.307	35.462	53.849	37.930	2'29.548	279,8	18:36'54.836
9	23.578	37.071	30.758	19.159	1'50.566	259,6	18:48'10.316	5	54.293	1'02.737	34.409	21.950	2'53.389	82,5	18:39'48.225
10	22.269	35.750	30.182	19.390	1'47.591	286,5	18:49'57.907	6	39.178	49.219	50.227	26.526	2'45.150	129,0	18:42'33.375
11	23.200	44.475	1'00.148	1'41.241	3'49.064P	269,3	18:53'46.971	7	23.839	35.708	30.260	18.766	1'48.573	246,6	18:44'21.948
12	1'00.465	1'10.186	1'02.005	39.022	3'51.678P	82,2	18:57'38.649	8	23.731	34.979	30.336	18.924	1'47.970	285,7	18:46'09.918
13	56.565	1'10.588	1'03.119	39.543	3'49.815	78,3	19:01'28.464	9	22.803	35.110	30.105	19.069	1'47.087	251,7	18:47'57.005
14	44.856	37.189	32.026	20.955	2'15.026	82,1	19:03'43.490	10	22.376	34.995	29.825	18.891	1'46.087	283,5	18:49'43.092
15	54.015	49.547	50.699	19.488	2'53.749	52,9	19:06'37.239	11	22.387	34.985	59.428	1'32.864	3'29.664P	281,3	18:53'12.756
16	24.131	38.283	30.241	18.986	1'51.641	265,4	19:08'28.880	Gaetano Oliva							
17	22.671	36.730	31.233	18.893	1'49.527	280,5	19:10'18.407	12	58.988	1'07.345	59.281	37.547	3'43.161P	77,5	18:56'55.917
18	23.693	36.818	30.630	19.393	1'50.534	288,0	19:12'08.941	13	54.069	1'07.269	59.250	37.424	3'38.012	82,6	19:00'33.929
19	22.768	36.701	31.176	18.881	1'49.526	273,4	19:13'58.467	14	54.000	46.676	34.858	33.649	2'49.183	82,2	19:03'23.112
20	22.902	35.386	30.254	18.707	1'47.249	276,2	19:15'45.716	15	1'01.242	52.598	51.451	23.283	3'08.574	56,8	19:06'31.686
21	22.487	35.159	29.969	19.295	1'46.910	280,5	19:17'32.626	16	22.627	36.878	30.894	18.757	1'49.156	279,1	19:08'20.842
22	22.099	35.029	29.660	19.075	1'45.863	282,0	19:19'18.489	17	22.421	35.079	30.546	19.053	1'47.099	285,0	19:10'07.941
23	22.324	35.227	29.767	19.224	1'46.542	271,4	19:21'05.031	18	21.863	34.378	29.702	18.985	1'44.928	285,0	19:11'52.869
24	22.126	35.425	30.076	19.511	1'47.138C	283,5	19:22'52.169	19	22.182	35.841	30.291	18.959	1'47.273	285,0	19:13'40.142
Race Time 54'02.530								20	22.261	34.579	29.725	18.923	1'45.488	285,0	19:15'25.630
272 DL Racing (1'48.484)								21	21.745	35.066	29.442	18.884	1'45.137	282,7	19:17'10.767
Lap	Seg.1	Seg.2	Seg.3	Seg.4	Lap Time	km/h	Local Time	22	21.769	34.518	30.186	18.863	1'45.336	282,7	19:18'56.103
Remo Castellarin								23	22.219	34.649	29.788	18.639	1'45.295	270,7	19:20'41.398
1		36.436	30.725	19.006	1'55.197C	223,1	18:30'44.836	24	21.633	34.824	30.161	18.758	1'45.376	285,0	19:22'26.774
2	22.571	35.807	30.461	19.645	1'48.484	282,0	18:32'33.320	Race Time 53'37.135 + 35.000Pen							
3	22.851	36.138	30.518	19.105	1'48.612	285,0	18:34'21.932	401 A2 Motorsport (1'46.222)							
4	22.876	35.679	53.010	37.829	2'29.394	284,2	18:36'51.326	Lap	Seg.1	Seg.2	Seg.3	Seg.4	Lap Time	km/h	Local Time
5	54.131	51.128	34.068	33.594	2'52.921	82,4	18:39'44.247	Fabio Daminato							
Race Time 10'54.608								1		37.752	31.014	19.215	1'59.926	183,7	18:30'49.565
273 Gostner Corinna								2	22.527	35.685	30.790	19.328	1'48.330	267,3	18:32'37.895
Lap	Seg.1	Seg.2	Seg.3	Seg.4	Lap Time	km/h	Local Time	3	22.463	36.156	30.998	20.051	1'49.668	268,7	18:34'27.563
Corinna Gostner								4	22.847	38.015	52.532	37.969	2'31.363	272,7	18:36'58.926
1					167,7		Race Time 7:10:1.31	5	54.450	1'02.182	35.598	21.041	2'53.271	98,4	18:39'52.197
282 Spirit of Racing (1'43.645)								6	38.885	49.536	49.231	25.331	2'42.983	151,0	18:42'35.180
Lap	Seg.1	Seg.2	Seg.3	Seg.4	Lap Time	km/h	Local Time	7	25.063	37.057	31.329	19.433	1'52.882	250,0	18:44'28.062
Willem Van der Vorm								8	22.796	37.200	30.390	19.196	1'49.582	269,3	18:46'17.644
1		36.174	30.084	19.159	1'53.260	209,7	18:30'42.899	9	22.498	35.223	29.944	19.205	1'46.870	271,4	18:48'04.514
2	22.359	35.251	29.784	18.853	1'46.247	282,7	18:32'29.146	10	22.219	35.268	30.031	19.102	1'46.620	272,0	18:49'51.134
3	22.101	34.940	29.943	18.863	1'45.847	282,7	18:34'14.993	11	22.269	36.899	1'02.412	1'46.332	3'47.912P	270,7	18:53'39.046
4	21.920	34.565	34.668	39.162	2'10.315	283,5	18:36'25.308	Davide Larini							
5	51.470	55.447	53.845	33.749	3'14.511	130,3	18:39'39.819	12	1'00.335	1'11.063	1'03.297	39.950	3'54.645P	81,7	18:57'33.691
6	39.702	48.087	48.465	25.277	2'41.531	102,5	18:42'21.350	13	57.447	1'11.629	1'03.131	39.789	3'51.996	79,8	19:01'25.687
7	22.363	35.459	30.500	18.985	1'47.307	277,6	18:44'08.657	14	42.784	38.012	33.666	20.884	2'15.346	102,0	19:03'41.033
8	21.988	34.709	29.586	18.721	1'45.004	287,2	18:45'53.661	15	53.348	50.226	50.553	20.607	2'54.734	53,7	19:06'35.767
9	22.011	34.567	29.596	18.815	1'44.989	284,2	18:47'38.650	16	24.553	37.087	31.275	19.205	1'52.120	270,0	19:08'27.887
10	21.775	34.861	29.758	18.716	1'45.110	285,7	18:49'23.760	17	23.286	37.389	33.898	19.431	1'54.004	271,4	19:10'21.891
11	21.919	35.102	30.742	1'42.350	3'10.113P	288,0	18:52'33.873	18	22.803	35.391	30.553	19.379	1'48.126	276,2	19:12'10.017
Michele Rugolo								19	23.405	36.307	31.260	18.941	1'49.913	274,1	19:13'59.930
12	58.265	1'07.501	59.596	37.501	3'42.863P	82,0	18:56'16.736	20	22.087	35.776	30.315	19.012	1'47.190	274,8	19:15'47.120
13	54.182	1'07.511	59.899	37.643	3'39.235	82,1	18:59'55.971	21	22.135	35.265	30.102	19.003	1'46.505	274,1	19:17'33.625
14	55.253	58.440	49.554	38.185	3'21.432	81,8	19:03'17.403	22	22.065	34.998	30.116	19.043	1'46.222	274,1	19:19'19.847
15	1'00.294	54.118	52.099	24.625	3'11.136	48,6	19:06'28.539	23	22.113	34.961	31.083	19.226	1'47.383	272,7	19:21'07.230
16	22.936	35.848	30.284	18.865	1'47.933	272,0	19:08'16.472	24	22.248	35.103	29.999	20.380	1'47.730	270,0	19:22'54.960
17	21.844	34.606	29.851	18.899	1'45.200	285,0	19:10'01.672	412 ZRS Motorsport (1'46.125)							
18	21.667	34.213	29.275	18.490	1'43.645	285,0	19:11'45.317	Lap	Seg.1	Seg.2	Seg.3	Seg.4	Lap Time	km/h	Local Time
19	21.471	34.256	29.337	18.605	1'43.669	286,5	19:13'28.986	Alberto Fulgori							
20	21.410	34.336	29.527	18.469	1'43.742	286,5	19:15'12.728	1		36.352	30.702	19.174	1'57.529	195,7	18:30'47.168
21	21.842	34.874	29.863	18.462	1'45.041	275,5	19:16'57.769	2	22.708	35.367	30.747	19.925	1'48.747	274,1	18:32'35.915
22	21.801	34.635	29.713	19.360	1'45.509	279,8	19:18'43.278	3	22.674	36.071	30.258	19.276	1'48.279C	272,7	18:34'24.194
23	22.624	34.881	29.923	18.569	1'45.997	254,1	19:20'29.275	4	22.003	35.414	52.465	37.917	2'27.799	271,4	18:36'51.993
24	21.367	34.575	29.329	18.512	1'43.783	289,5	19:22'13.058	5	54.076	51.515	34.206	33.288	2'53.085	79,9	18:39'45.078
Race Time 53'23.419								6	40.628	49.519	50.447	27.103	2'47.697	106,0	18:42'32.775
288 DL Racing (1'44.928)								7	24.244	35.357	30.254	19.068	1'48.923	254,1	18:44'21.698
Lap	Seg.1	Seg.2	Seg.3	Seg.4	Lap Time	km/h	Local Time	8	23.603	34.856	30.571	19.051	1'48.081C	268,0	18:46'09.779
Francesco Daniele								9	22.244	35.356	30.104	19.090	1'46.794	268,7	18:47'56.573
1		37.734	30.751	19.041	1'58.657	193,9	18:30'48.296	10	22.262	34.876	29.837	19.150	1'46.125	273,4	18:49'42.698
Race Time 53'23.419								11	22.254	35.141	58.011	1'49.587	3'44.993P	271,4	18:53'27.691





ACI Racing Weekend Imola, 25-26 Aprile 2026

Campionato Italiano GT Sprint GTCup - Analisi Tempi Race 1

Imola Circuit 4.909 m

Start at 18:28'49.639

7 / 9

Lap	Seg.1	Seg.2	Seg.3	Seg.4	Lap Time	km/h	Local Time
Riccardo Cirelli							
12	58.155	1'07.655	59.585	37.597	3'42.992P	81,7	18:57'10.683
13	54.325	1'07.599	59.542	37.573	3'39.039	81,7	19:00'49.722
14	53.830	37.968	32.736	31.825	2'36.359	81,7	19:03'26.081
15	1'01.438	51.982	51.808	22.120	3'07.348	53,8	19:06'33.429
16	23.527	36.349	31.048	19.311	1'50.235	272,0	19:08'23.664
17	22.114	35.280	30.394	19.341	1'47.129	274,8	19:10'10.793
18	22.163	35.232	30.237	19.270	1'46.902	275,5	19:11'57.695
19	22.356	35.287	30.517	19.638	1'47.798	275,5	19:13'45.493
20	22.786	35.587	30.271	19.395	1'48.039	274,8	19:15'33.532
21	21.950	35.104	30.558	19.232	1'46.844	274,8	19:17'20.376
22	22.236	35.089	30.284	19.032	1'46.641	274,1	19:19'07.017
23	22.049	34.970	30.192	19.141	1'46.352	274,1	19:20'53.369
24	22.254	35.189	30.083	19.156	1'46.682	272,7	19:22'40.051
Race Time 53'50.412							

429 BiRace Motorsport							
Lap	Seg.1	Seg.2	Seg.3	Seg.4	Lap Time	km/h	Local Time
Giovanni Stefanin							
1		39.910	49.118	42.392	2'44.566P	163,1	18:31'34.205
Race Time 2'44.566							

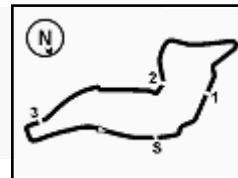
433 BiRace Motorsport (1'46.076)							
Lap	Seg.1	Seg.2	Seg.3	Seg.4	Lap Time	km/h	Local Time
Paolo Calcagno							
1		38.429	31.697	19.465	2'03.172	161,9	18:30'52.811
2	23.392	36.530	32.424	19.586	1'51.932	268,7	18:32'44.743
3	22.538	36.406	31.019	19.382	1'49.345	271,4	18:34'34.088
4	22.594	38.328	52.388	39.126	2'32.436	270,0	18:37'06.524
5	53.947	1'01.803	36.226	21.111	2'53.087	94,7	18:39'59.611
6	36.821	49.426	48.370	23.864	2'38.481	123,9	18:42'38.092
7	24.605	37.679	31.349	19.406	1'53.039	257,1	18:44'31.131
8	23.420	38.010	31.072	19.430	1'51.932	273,4	18:46'23.063
9	23.972	35.662	30.618	19.780	1'50.032	268,7	18:48'13.095
10	24.682	35.656	30.890	19.364	1'50.592	263,4	18:50'03.687
11	22.334	52.386	30.503	44.903	3'00.126P	272,7	18:53'03.813

Roberto Muriglio							
12	1'46.071	1'08.879	1'02.068	39.103	4'36.121P	80,5	18:57'39.934
13	56.737	1'10.204	1'03.194	39.670	3'49.805	80,7	19:01'29.739
14	44.917	36.811	32.444	20.584	2'14.756	82,4	19:03'44.495
15	54.439	49.530	50.219	19.962	2'54.150	45,5	19:06'38.645
16	23.262	39.072	31.538	19.271	1'53.143	262,1	19:08'31.788
17	22.070	35.344	32.952	19.268	1'49.634	272,0	19:10'21.422
18	22.330	35.767	30.743	19.577	1'48.417	272,7	19:12'09.839
19	23.242	35.996	31.068	19.103	1'49.409	268,7	19:13'59.248
20	22.466	35.390	30.319	19.064	1'47.239	273,4	19:15'46.487
21	22.507	35.000	30.057	19.204	1'46.768C	271,4	19:17'33.255
22	22.061	34.826	30.137	19.052	1'46.076	273,4	19:19'19.331
23	22.053	35.128	30.255	18.973	1'46.409C	272,0	19:21'05.740
24	22.209	35.186	30.555	41.997	2'09.947	272,0	19:23'15.687
Race Time 54'26.048							

445 ZRS Motorsport (1'45.804)							
Lap	Seg.1	Seg.2	Seg.3	Seg.4	Lap Time	km/h	Local Time
Sebastiano Pavan							
1		37.711	30.777	19.226	1'59.426	189,1	18:30'49.065
2	22.640	35.793	30.347	19.237	1'48.017	274,1	18:32'37.082
3	23.140	36.109	30.721	20.147	1'50.117	276,2	18:34'27.199
4	22.825	36.898	52.181	37.868	2'29.772	271,4	18:36'56.971
5	54.410	1'02.500	35.291	21.697	2'53.898	80,0	18:39'50.869
6	38.742	49.579	49.220	26.171	2'43.712	169,3	18:42'34.581
7	24.360	36.844	30.867	19.145	1'51.216	255,9	18:44'25.797
8	24.042	36.050	30.033	19.283	1'49.408	274,8	18:46'15.205
9	22.547	35.614	30.456	19.320	1'47.937	274,1	18:48'03.142
10	22.393	35.182	29.947	19.231	1'46.753	274,8	18:49'49.895
11	22.735	36.463	1'02.065	1'45.177	3'46.440P	274,1	18:53'36.335
Carlo Contessi							
12	1'01.230	1'11.333	1'03.001	39.715	3'55.279P	77,5	18:57'31.614
13	57.470	1'11.602	1'03.069	39.764	3'51.905	77,4	19:01'23.519
14	36.713	40.739	33.557	20.663	2'11.672	168,8	19:03'35.191

481 Target Racing (1'45.958)							
Lap	Seg.1	Seg.2	Seg.3	Seg.4	Lap Time	km/h	Local Time
Gregor Jeets							
1		36.215	30.962	19.353	1'57.294	221,8	18:30'46.933
2	22.636	35.348	30.597	19.937	1'48.518	276,2	18:32'35.451
3	22.668	36.811	30.497	19.128	1'49.104	276,9	18:34'24.555
4	22.234	35.435	52.983	37.720	2'28.372	276,9	18:36'52.927
5	54.246	51.850	33.630	33.307	2'53.033	83,6	18:39'45.960
6	40.448	49.279	50.379	26.833	2'46.939	112,7	18:42'32.899
7	23.814	35.320	30.058	19.095	1'48.287	252,3	18:44'21.186
8	23.346	35.290	30.395	19.117	1'48.148	276,2	18:46'09.334
9	22.410	35.257	30.057	18.970	1'46.694	274,8	18:47'56.028
10	22.145	35.013	29.876	18.924	1'45.958	274,8	18:49'41.986
11	22.007	34.896	57.003	1'40.154	3'34.060P	274,8	18:53'16.046
12	58.006	1'07.529	59.338	37.411	3'42.284P	82,4	18:56'58.330
13	54.013	1'07.272	59.192	37.404	3'37.881	82,2	19:00'36.211
14	54.014	45.511	34.514	33.683	2'47.722	82,1	19:03'23.933
15	1'01.379	52.337	51.810	23.145	3'08.671	52,1	19:06'32.604
16	23.935	35.826	31.500	19.357	1'50.618	265,4	19:08'23.222
17	22.133	35.317	30.281	19.515	1'47.246	275,5	19:10'10.468
18	22.071	35.281	30.152	19.220	1'46.724	281,3	19:11'57.192
19	22.203	35.590	30.592	19.640	1'48.025	279,8	19:13'45.217
20	22.425	36.844	30.167	19.068	1'48.504	279,1	19:15'33.721
21	22.163	35.481	30.136	19.147	1'46.927	271,4	19:17'20.648
22	23.376	36.144	30.864	19.015	1'49.399	282,7	19:19'10.047
23	22.383	35.291	30.701	19.313	1'47.688	279,8	19:20'57.735
24	22.513	35.246	30.579	19.130	1'47.468	276,2	19:22'45.203
Race Time 53'55.564							

488 APEX Competition (1'44.360)							
Lap	Seg.1	Seg.2	Seg.3	Seg.4	Lap Time	km/h	Local Time
Luca Attianese							
1		40.090	33.050	19.486	2'07.121	153,8	18:30'56.760
2	22.809	36.455	31.592	19.373	1'50.229	268,0	18:32'46.989
3	22.653	36.080	30.995	19.769	1'49.497	273,4	18:34'36.486
4	23.580	36.542	52.522	39.725	2'32.369	270,7	18:37'08.855
5	54.203	1'01.640	36.504	20.340	2'52.687	86,2	18:40'01.542
6	36.407	49.344	48.490	23.287	2'37.528	107,6	18:42'39.070
7	24.204	37.337	31.431	19.290	1'52.262	246,6	18:44'31.332
8	23.522	36.809	30.429	19.080	1'49.840	266,0	18:46'21.172
9	23.031	36.518	30.996	19.125	1'49.670	274,1	18:48'10.842
10	22.153	36.275	30.247	19.158	1'47.833	274,1	18:49'58.675
11	22.743	46.049	1'01.863	1'35.739	3'46.394P	272,0	18:53'45.069
Paul Meijer							
12	1'01.557	1'10.299	1'01.898	39.054	3'52.808P	78,6	18:57'37.877
13	56.514	1'10.636	1'02.356	40.294	3'49.800	78,6	19:01'27.677
14	41.965	38.094	33.872	21.215	2'15.146	103,7	19:03'42.823
15	53.874	49.557	50.635	19.540	2'53.606	50,3	19:06'36.429
16	24.126	37.036	30.756	18.839	1'50.757	274,1	19:08'27.186
17	22.865	35.018	30.902	18.860	1'47.645	276,2	19:10'14.831
18	22.284	35.292	29.385	18.838	1'45.799	269,3	19:12'00.630
19	21.891	34.526	29.591	18.961	1'44.969	274,1	19:13'45.599
20	22.819	35.658	29.796	19.080	1'47.353	268,7	19:15'32.952
21	21.845	35.179	30.469	18.856	1'46.349	275,5	19:17'19.301
22	21.612	34.633	29.386	18.729	1'44.360	274,1	19:19'03.661
23	21.545	34.654	29.494	18.798	1'44.491	274,1	19:20'48.152
24	21.667	34.681	30.148	19.145	1'45.641	274,1	19:22'33.793



ACI Racing Weekend Imola, 25-26 Aprile 2026

Campionato Italiano GT Sprint GTCup - Analisi Tempi Race 1

Imola Circuit 4.909 m

Start at 18:28'49.639

8 / 9

502 Di Leo Enrico (1'45.807)

Lap	Seg.1	Seg.2	Seg.3	Seg.4	Lap Time	km/h	Local Time
Enrico Di Leo							
1		40.103	32.919	19.698	2'06.583	173,6	18:30'56.222
2	22.798	36.280	31.496	19.746	1'50.320	271,4	18:32'46.542
3	22.698	36.083	31.080	20.117	1'49.978	274,1	18:34'36.520
4	23.755	40.552	50.212	40.064	2'34.583	270,0	18:37'11.103
5	54.595	1'00.969	35.645	21.462	2'52.671	81,2	18:40'03.774
6	36.228	48.863	48.167	22.958	2'36.216	121,2	18:42'39.990
7	24.336	38.077	31.567	19.674	1'53.654	261,5	18:44'33.644
8	23.922	36.545	32.133	19.538	1'52.138	250,6	18:46'25.782
9	23.155	36.448	30.691	19.641	1'49.935	260,2	18:48'15.717
10	22.898	36.250	31.295	19.857	1'50.300	275,5	18:50'06.017
11	22.872	52.056	1'00.491	1'31.133	3'46.552P	272,0	18:53'52.569
'Poppy'							
12	59.233	1'08.611	1'01.540	38.961	3'48.345P	80,4	18:57'40.914
13	56.717	1'09.779	1'03.363	39.482	3'49.341	80,5	19:01'30.255
14	45.129	36.860	32.712	20.249	2'14.950	79,4	19:03'45.205
15	54.877	49.029	50.371	19.454	2'53.731	46,7	19:06'38.936
16	23.361	38.890	33.287	19.464	1'55.002	276,2	19:08'33.938
17	23.321	35.410	30.552	19.486	1'48.769	276,9	19:10'22.707
18	22.359	35.796	30.878	19.279	1'48.312	276,9	19:12'11.019
19	22.531	36.426	31.950	19.147	1'50.054	276,2	19:14'01.073
20	22.153	35.681	30.435	18.966	1'47.235	274,8	19:15'48.308
21	21.984	35.061	29.970	18.978	1'45.993	276,2	19:17'34.301
22	22.292	35.052	30.009	18.928	1'46.281	276,2	19:19'20.582
23	21.927	34.852	30.062	18.966	1'45.807	276,2	19:21'06.389
24	22.155	34.923	30.595	20.624	1'48.297	274,8	19:22'54.686
Race Time 54'05.047							

10	23.624	36.542	31.302	19.695	1'51.163	235,8	18:50'09.570
11	24.603	1'00.809	1'01.989	2'04.556	4'31.957P	206,9	18:54'41.527
Riccardo Romagnoli							
12	1'00.429	1'10.440	1'02.848	39.317	3'53.034P	79,0	18:58'34.561
13	56.501	1'10.314	1'02.103	25.424	3'34.342	78,7	19:02'08.903
14	27.675	37.370	31.724	19.671	1'56.440	198,2	19:04'05.343
15	40.935	47.690	52.029	19.270	2'39.924	87,8	19:06'45.267
16	23.235	36.499	31.421	19.626	1'50.781	270,0	19:08'36.048
17	23.344	36.944	35.987	19.781	1'56.056C	272,7	19:10'32.104
18	24.741	37.369	31.935	19.644	1'53.689	260,9	19:12'25.793
19	23.868	36.737	31.380	19.709	1'51.694	257,8	19:14'17.487
20	23.447	36.632	31.337	19.727	1'51.143	266,0	19:16'08.630
21	23.557	36.443	31.209	19.632	1'50.841	263,4	19:17'59.471
22	23.637	36.519	31.465	19.860	1'51.481	254,1	19:19'50.952
23	23.254	36.463	30.934	19.611	1'50.262	264,7	19:21'41.214
24	23.299	36.408	31.156	19.595	1'50.458	268,0	19:23'31.672
Race Time 54'42.033							

559 Raptor Engineering (1'49.193)

Lap	Seg.1	Seg.2	Seg.3	Seg.4	Lap Time	km/h	Local Time
Matteo Cianfoni							
1		38.188	31.579	19.357	2'02.476	171,2	18:30'52.115
2	23.932			20.280	1'52.011	272,0	18:32'44.126
3	22.777			19.340	1'49.341	276,2	18:34'33.467
4	22.628	37.134	53.462	39.254	2'32.478	271,4	18:37'05.945
5	53.996	1'01.507	36.337	20.815	2'52.655	86,1	18:39'58.600
6	37.500	49.057	48.571	24.206	2'39.334	131,2	18:42'37.934
7	24.424	36.981	31.318	19.253	1'51.976	260,9	18:44'29.910
8	23.750	38.573	30.822	19.670	1'52.815	248,3	18:46'22.725
9	22.571	36.373	30.780	19.469	1'49.193	272,0	18:48'11.918
Race Time 19'22.279							

517 Speed Lover (1'50.458)

Lap	Seg.1	Seg.2	Seg.3	Seg.4	Lap Time	km/h	Local Time
Rik Renmans							
1		41.275	35.304	20.257	2'14.529	156,5	18:31'04.168
2	24.368	37.540	32.762	20.354	1'55.024	234,8	18:32'59.192
3	24.336	37.640	33.061	20.340	1'55.377	231,8	18:34'54.569
4	26.156	40.361	36.015	39.870	2'22.402	223,1	18:37'16.971
5	53.531	1'01.292	37.218	21.482	2'53.523	75,0	18:40'10.494
6	34.981	48.431	47.833	23.252	2'34.497	114,4	18:42'44.991
7	26.939	38.690	33.980	21.018	2'00.627	203,8	18:44'45.618
8	27.867	39.441	34.106	20.875	2'02.289	196,4	18:46'47.907
9	27.367	38.530	34.050	2'01.871	3'41.818P	192,9	18:50'29.725
10	58.284	1'07.799	59.579	37.448	3'43.110P	84,1	18:54'12.835
11	54.875	1'07.086	59.630	37.302	3'38.893	82,7	18:57'51.728
12	53.890	1'06.937	1'01.878	38.712	3'41.417	82,1	19:01'33.145
13	46.580	37.454	31.038	20.609	2'15.681	84,2	19:03'48.826
14	54.176	48.550	51.449	20.357	2'54.532	44,8	19:06'43.358
15	24.156	36.624	31.454	19.701	1'51.935	235,8	19:08'35.293
16	23.848	37.007	36.707	20.246	1'57.808C	243,2	19:10'33.101
17	24.059	37.820	31.809	19.772	1'53.460	268,0	19:12'26.561
18	23.618	36.946	31.289	19.778	1'51.631	266,7	19:14'18.192
19	23.226	36.768	31.289	19.735	1'51.018	270,7	19:16'09.210
20	23.389	36.740	31.139	19.603	1'50.871	266,0	19:18'00.081
21	23.545	36.682	31.080	20.110	1'51.417	250,0	19:19'51.498
22	23.294	36.626	30.992	19.656	1'50.568	257,8	19:21'42.066
23	22.984	36.550	31.155	19.769	1'50.458	268,0	19:23'32.524
Race Time 54'42.885							

569 Raptor Engineering (1'49.359)

Lap	Seg.1	Seg.2	Seg.3	Seg.4	Lap Time	km/h	Local Time
Riccardo Tirelli							
1		42.870	34.636	20.452	2'16.029	147,5	18:31'05.668
2	24.811	38.968	33.370	20.288	1'57.437	226,9	18:33'03.105
3	24.290	39.210	33.134	20.282	1'56.916	235,8	18:35'00.021
4	24.290	43.068	34.955	35.576	2'17.889	259,6	18:37'17.910
5	53.860	1'00.674	37.565	21.549	2'53.648	69,9	18:40'11.558
6	34.909	48.242	47.636	23.146	2'33.933	103,0	18:42'45.491
7	27.097			20.436	2'00.730	205,3	18:44'46.221
8	26.671	39.324	33.188	20.079	1'59.262	202,2	18:46'45.483
9	24.674	38.932	33.150	20.084	1'56.840	224,1	18:48'42.323
10	24.834			3'10.226	4'49.519P	225,9	18:53'31.842
Massimo Navatta							
11	59.068	1'08.254	1'00.095	39.269	3'46.686P	82,4	18:57'18.528
12	54.258	1'07.393	54.686	37.496	3'33.833	81,9	19:00'52.361
13	52.660	38.883	32.806	31.431	2'35.780	82,1	19:03'28.141
14	1'00.964	51.991	51.671	21.228	3'05.854	50,6	19:06'33.995
15	27.053	39.472	31.850	20.393	1'58.768	233,3	19:08'32.763
16	24.330	38.451	31.532	19.707	1'54.020	248,8	19:10'26.783
17	23.491	36.773	31.228	19.492	1'50.984	241,6	19:12'17.767
18	22.713	37.170	31.211	19.940	1'51.034	272,0	19:14'08.801
19	22.984	36.181	30.937	19.257	1'49.359	269,3	19:15'58.160
20	22.486	36.188	34.194	19.516	1'52.384	272,7	19:17'50.544
21	23.191	36.078	31.177	19.516	1'49.962	243,8	19:19'40.506
22	23.469	36.223	31.622	19.371	1'50.685	230,3	19:21'31.191
23	22.666	36.592	31.079	19.552	1'49.889	268,7	19:23'21.080
Race Time 54'31.441							

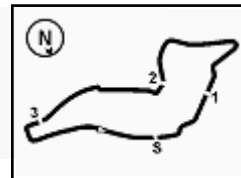
531 APEX Competition (1'49.910)

Lap	Seg.1	Seg.2	Seg.3	Seg.4	Lap Time	km/h	Local Time
Valerio Marzi							
1		39.829	33.686	19.208	2'08.938	158,6	18:30'58.577
2	23.583	38.554	31.538	19.371	1'53.046	235,3	18:32'51.623
3	23.199	35.918	31.641	19.152	1'49.910	242,2	18:34'41.533
4	23.146	38.596	50.511	40.387	2'32.640	246,6	18:37'14.173
5	54.294	1'00.860	36.042	21.529	2'52.725	78,6	18:40'06.898
6	36.123	48.738	47.511	22.868	2'35.240	126,0	18:42'42.138
7	24.025	36.726	31.673	19.484	1'51.908	231,8	18:44'34.046
8	24.447	36.689	31.760	20.013	1'52.909	212,2	18:46'26.955
9	23.925	36.427	31.463	19.637	1'51.452	224,1	18:48'18.407

571 SP Racing Team (1'46.924)

Lap	Seg.1	Seg.2	Seg.3	Seg.4	Lap Time	km/h	Local Time
Massimo Abbati							
1		37.338	31.147	19.204	2'00.350	170,9	18:30'49.989
2	22.766	35.443	30.830	19.500	1'48.539	267,3	18:32'38.528
3	22.583	35.807	31.043	19.904	1'49.337	272,7	18:34'27.865
4	24.427	38.872	53.672	39.350	2'36.321	248,8	18:37'04.186
5	53.815	1'02.126	36.173	20.742	2'52.856	76,8	18:39'57.042
6	37.638	49.303	48.802	23.774	2'39.517	121,6	18:42'36.559

25/04/2026 P = Pits In/Out - C = Lap Time Cancelled



Imola Circuit 4.909 m

ACI Racing Weekend Imola, 25-26 Aprile 2026

Campionato Italiano GT Sprint GTCup - Analisi Tempi Race 1

Start at 18:28'49.639

7	24.962	36.848	31.151	19.663	1'52.624	244,3	18:44'29.183
8	23.994	35.920	31.003	19.394	1'50.311	253,5	18:46'19.494
9	23.470	36.162	30.319	19.451	1'49.402	268,0	18:48'08.896
10	22.817	35.493	30.575	19.966	1'48.851	259,0	18:49'57.747
11	22.838	43.650	1'00.043	1'44.958	3'51.489P	271,4	18:53'49.236
12	58.825	1'10.153	1'02.101	38.970	3'50.049P	86,4	18:57'39.285
13	56.618	1'10.458	1'03.168	39.570	3'49.814	78,0	19:01'29.099
14	45.039	36.920	32.164	20.393	2'14.516	82,0	19:03'43.615
15	54.692	49.377	50.590	19.944	2'54.603	43,7	19:06'38.218
16	23.301	38.389	30.805	19.907	1'52.402	262,1	19:08'30.620
17	22.499	35.717	32.824	19.225	1'50.265	272,7	19:10'20.885
18	22.309	36.012	30.739	19.741	1'48.801	274,1	19:12'09.686
19	22.797	36.245	33.543	19.412	1'51.997	274,8	19:14'01.683
20	22.376	35.700	30.370	19.304	1'47.750	274,1	19:15'49.433
21	22.403	35.276	30.261	19.086	1'47.026	273,4	19:17'36.459
22	22.310	35.292	30.217	19.105	1'46.924	272,0	19:19'23.383
23	22.265	35.656	30.598	19.284	1'47.803	273,4	19:21'11.186
24	22.682	35.334	30.159	19.020	1'47.195	272,7	19:22'58.381

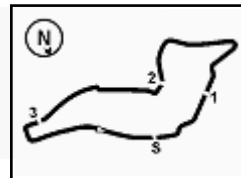
Race Time 54'08.742

575 PS Performance (1'47.246)

Lap	Seg.1	Seg.2	Seg.3	Seg.4	Lap Time	km/h	Local Time
Linus							
1		41.810	33.670	19.636	2'08.793	166,4	18:30'58.432
2	22.932	36.062	31.215	19.709	1'49.918C	266,7	18:32'48.350
3	22.909	36.591	31.090	19.686	1'50.276	264,7	18:34'38.626
4	23.130	40.329	51.174	39.989	2'34.622	260,9	18:37'13.248
5	54.523	1'00.864	35.123	22.179	2'52.689	79,6	18:40'05.937
6	35.404	49.437	47.774	22.431	2'35.046	126,8	18:42'40.983
7	23.886	36.938	31.544	19.591	1'51.959	257,8	18:44'32.942
8	23.483	37.099	31.503	19.652	1'51.737	244,9	18:46'24.679
9	23.327	36.347	30.709	19.598	1'49.981	252,3	18:48'14.660
10	23.450	36.176	30.603	1'40.162	3'10.391P	257,1	18:51'25.051
Lorenzo Bontempelli							
11	57.682	1'07.777	59.691	37.720	3'42.870P	82,1	18:55'07.921
12	54.524	1'07.984	59.731	37.702	3'39.941	81,4	18:58'47.862
13	54.551	1'07.856	57.138	21.981	3'21.526	81,3	19:02'09.388
14	27.745	37.714	31.663	19.582	1'56.704	190,5	19:04'06.092
15	41.111	48.057	51.723	19.299	2'40.190	70,3	19:06'46.282
16	22.685	36.307	32.423	19.278	1'50.693	250,0	19:08'36.975
17	22.568	37.027	31.614	19.110	1'50.319	269,3	19:10'27.294
18	22.998	35.565	29.894	19.125	1'47.582	254,7	19:12'14.876
19	22.258	35.518	30.425	19.488	1'47.689	273,4	19:14'02.565
20	22.539	35.966	31.336	19.156	1'48.997	274,1	19:15'51.562
21	22.254	35.472	31.444	19.387	1'48.557	274,1	19:17'40.119
22	22.140	36.534	30.784	23.403	1'52.861	274,1	19:19'32.980
23	22.721	35.418	30.007	19.100	1'47.246	271,4	19:21'20.226
24	22.203	35.736	30.714	19.322	1'47.975	274,1	19:23'08.201

Race Time 54'18.562





ACI Racing Weekend Imola, 25-26 Aprile 2026

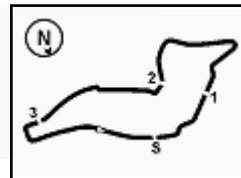
Campionato Italiano GT Sprint GTCup - Pit Times Race 1

Imola Circuit 4.909 m

Start: 18:28'49.639 1: 18:49'49.639 / 18:59'49.639

No.	Entrant	Driver		Race Time	Local Time	Pit Time	Ref. Time	Difference	Penalty
101	Best Lap	S.COMANDINI	Pit IN	22'21.226	18:51'10.865				
		V.POSTIGLIONE	PIT OUT	23'46.237	18:52'35.876	1'25.011 (1)	1'20.000		
106	Pollini Giacomo	M.POLLINI	Pit IN	22'22.765	18:51'12.404				
		G.POLLINI	PIT OUT	23'49.082	18:52'38.721	1'26.317 (1)	1'25.000		
109	Zanasi Racing	T.LOVATI	Pit IN	22'08.878	18:50'58.517				
		A.FONTANA	PIT OUT	23'34.612	18:52'24.251	1'25.734 (1)	1'25.000		
111	Best Lap	L.PEGORARO	Pit IN	22'13.060	18:51'02.699				
		A.FRASSINETI	PIT OUT	23'40.558	18:52'30.197	1'27.498 (1)	1'25.000		
112	MRNC12	R.PANICCIÀ	Pit IN	22'24.515	18:51'14.154				
		F.CROCCOLINO	PIT OUT	24'07.946	18:52'57.585	1'43.431 (1)	1'25.000		
114	Oregon Team	G.FICO	Pit IN	23'16.374	18:52'06.013				
		M.RYTTER	PIT OUT	24'42.647	18:53'32.286	1'26.273 (1)	1'25.000		
117	MM Motorsport	M.BARTOSZUK	Pit IN	23'22.749	18:52'12.388				
		L.ARDUINI	PIT OUT	24'50.040	18:53'39.679	1'27.291 (1)	1'25.000		
119	Zanasi Racing	M.SIMONINI	Pit IN	23'21.419	18:52'11.058				
		M.SARTORI	PIT OUT	25'01.861	18:53'51.500	1'40.442 (1)	1'25.000		
			Pit IN	41'32.893	19:10'22.532				
123	Double TT Racing	D.RODA	Pit IN	23'18.597	18:52'08.236				
		G.FISICHELLA	PIT OUT	24'53.055	18:53'42.694	1'34.458 (1)	1'25.000		
150	Spirit of Racing	A.MENDEZ	Pit IN	22'52.892	18:51'42.531				
		E.BORELLI	PIT OUT	24'17.261	18:53'06.900	1'24.369 (1)	1'20.000		
151	Spirit of Racing	L.MEGNA	Pit IN	25'43.255	18:54'32.894				
		D.DI FABIO	PIT OUT	27'04.916	18:55'54.555	1'21.661 (1)	1'25.000	3.339	10.017
163	DL Racing	M.BUCCI	PIT OUT	13.197	18:29'02.836				
			Pit IN	23'48.510	18:52'38.149				
		P.AGOGLIA	PIT OUT	25'30.946	18:54'20.585	1'42.436 (1)	1'25.000		
184	SF Squadra Corse	M.LANCELOTTI	Pit IN	22'04.510	18:50'54.149				
		P.ALESSI	PIT OUT	23'30.215	18:52'19.854	1'25.705 (1)	1'25.000		
188	Spirit of Racing	F.SAMORUKOV	Pit IN	2'32.468	18:31'22.107				
			PIT OUT	4'32.726	18:33'22.365	2'00.258			
			Pit IN	24'21.435	18:53'11.074				
		F.AL RIFAI	PIT OUT	25'56.248	18:54'45.887	1'34.813 (1)	1'25.000		
		Pit IN	45'06.212	19:13'55.851					
203	Zanasi Racing	V.PIRIA	Pit IN	7'38.260	18:36'27.899				
207	Invictus	F.COASSIN	Pit IN	22'44.616	18:51'34.255				
		A.LANCELOTTI	PIT OUT	24'06.173	18:52'55.812	1'21.557 (1)	1'20.000		
208	Villorba Corse	D.PRIVITELIO	Pit IN	23'22.013	18:52'11.652				
		L.PRIVITELIO	PIT OUT	24'57.968	18:53'47.607	1'35.955 (1)	1'20.000		
209	Villorba Corse	P.MATIC	Pit IN	28'11.924	18:57'01.563				
			PIT OUT	29'38.288	18:58'27.927	1'26.364 (1)	1'25.000		
211	Zanasi Racing	V.BRISELLI	Pit IN	23'45.056	18:52'34.695				
		L.DEMARCHI	PIT OUT	25'22.472	18:54'12.111	1'37.416 (1)	1'25.000		
			Pit IN	50'20.049	19:19'09.688				
			PIT OUT	51'15.422	19:20'05.061	55.373			
212	MRNC12	L.NICOLI	PIT OUT	14.574	18:29'04.213				
			Pit IN	5'52.123	18:34'41.762				
216	Target Racing	P.ALESSANDRI	Pit IN	23'37.893	18:52'27.532				
			PIT OUT	25'07.101	18:53'56.740	1'29.208 (1)	1'25.000		





ACI Racing Weekend Imola, 25-26 Aprile 2026

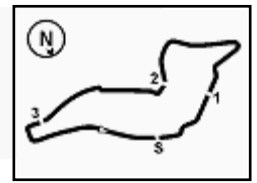
Campionato Italiano GT Sprint GTCup - Pit Times Race 1

Imola Circuit 4.909 m

Start: 18:28'49.639 1: 18:49'49.639 / 18:59'49.639

No.	Entrant	Driver		Race Time	Local Time	Pit Time	Ref. Time	Difference	Penalty
221	MRNC12	F.LEVY	Pit IN	21'11.375	18:50'01.014				
		L.VILLARS	PIT OUT	22'57.639	18:51'47.278	1'46.264	(1)	1'25.000	
231	Krypton by DL Racing	F.GALLI	Pit IN	23'19.874	18:52'09.513				
			PIT OUT	24'57.070	18:53'46.709	1'37.196	(1)	1'30.000	
250	Gostner David	D.GOSTNER	Pit IN	22'23.828	18:51'13.467				
			PIT OUT	24'09.109	18:52'58.748	1'45.281	(1)	1'25.000	
251	Carminatì Ettore	E.CARMINATI	Pit IN	22'54.460	18:51'44.099				
			PIT OUT	24'21.074	18:53'10.713	1'26.614	(1)	1'25.000	
261	MP Racing	T.GOSTNER	Pit IN	23'40.000	18:52'29.639				
			PIT OUT	25'10.818	18:54'00.457	1'30.818	(1)	1'25.000	
272	DL Racing	R.CASTELLARIN	Pit IN	13'37.408	18:42'27.047				
282	Spirit of Racing	W.VAN DER VORM	Pit IN	22'26.181	18:51'15.820				
		M.RUGOLO	PIT OUT	23'57.907	18:52'47.546	1'31.726	(1)	1'25.000	
288	DL Racing	F.DANIELE	Pit IN	23'14.548	18:52'04.187				
		G.OLIVA	PIT OUT	24'37.886	18:53'27.525	1'23.338	(1)	1'25.000	1.662
401	A2 Motorsport	F.DAMINATO	Pit IN	23'27.764	18:52'17.403				
		D.LARINI	PIT OUT	25'03.453	18:53'53.092	1'35.689	(1)	1'25.000	
412	ZRS Motorsport	A.FULGORI	Pit IN	23'11.659	18:52'01.298				
		R.CIRELLI	PIT OUT	24'51.511	18:53'41.150	1'39.852	(1)	1'25.000	
429	BiRace Motorsport	G.STEFANIN	Pit IN	2'23.049	18:31'12.688				
433	BiRace Motorsport	P.CALCAGNO	Pit IN	23'53.086	18:52'42.725				
		R.MURIGLIO	PIT OUT	25'14.769	18:54'04.408	1'21.683	(1)	1'20.000	
445	ZRS Motorsport	S.PAVAN	Pit IN	23'26.225	18:52'15.864				
		C.CONTESSI	PIT OUT	25'00.863	18:53'50.502	1'34.638	(1)	1'25.000	
481	Target Racing	G.JEETS	Pit IN	23'09.135	18:51'58.774				
			PIT OUT	24'40.003	18:53'29.642	1'30.868	(1)	1'30.000	
488	APEX Competition	L.ATTIANESE	Pit IN	23'43.806	18:52'33.445				
		P.MEIJER	PIT OUT	25'09.866	18:53'59.505	1'26.060	(1)	1'25.000	
502	Di Leo Enrico	E.DI LEO	Pit IN	23'55.211	18:52'44.850				
		.'POPPY'	PIT OUT	25'16.774	18:54'06.413	1'21.563	(1)	1'20.000	
517	Speed Lover	R.RENMANS	Pit IN	19'56.923	18:48'46.562				
			PIT OUT	21'53.309	18:50'42.948	1'56.386			
531	APEX Competition	V.MARZI	Pit IN	24'12.219	18:53'01.858				
		R.ROMAGNOLI	PIT OUT	26'06.045	18:54'55.684	1'53.826	(1)	1'25.000	
559	Raptor Engineering	M.CIANFONI	Pit IN	28'53.131	18:57'42.770				
569	Raptor Engineering	R.TIRELLI	Pit IN	21'54.275	18:50'43.914				
		M.NAVATTA	PIT OUT	24'56.344	18:53'45.983	3'02.069	(1)	1'25.000	
571	SP Racing Team	M.ABBATI	Pit IN	23'38.843	18:52'28.482				
			PIT OUT	25'13.210	18:54'02.849	1'34.367	(1)	1'25.000	
575	PS Performance	.'LINOS'	Pit IN	21'12.821	18:50'02.460				
		L.BONTEMPELLI	PIT OUT	22'49.053	18:51'38.692	1'36.232	(1)	1'20.000	
147	CRM Competition	R.TUCCI							
273	Gostner Corinna	C.GOSTNER							

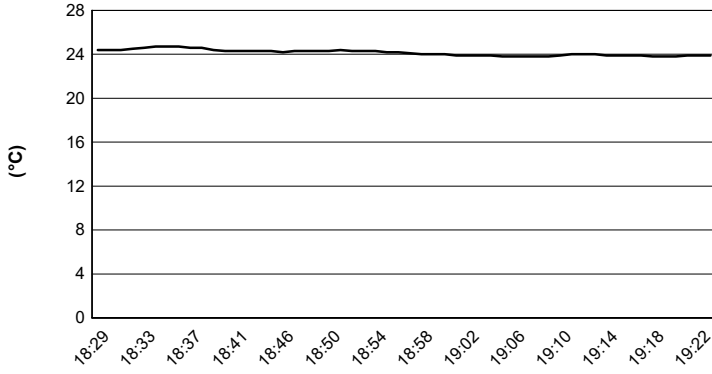




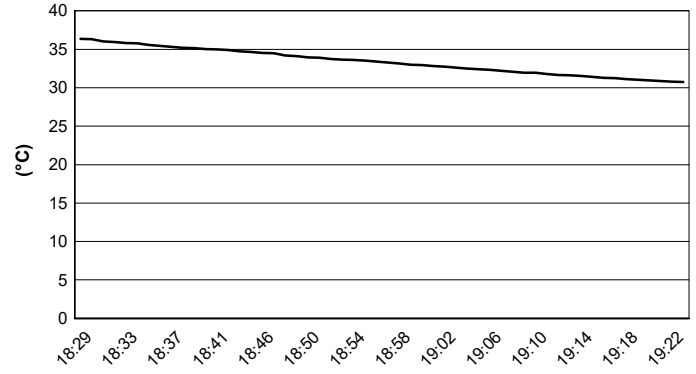
Imola Circuit 4.909 m

ACI Racing Weekend Imola, 25-26 Aprile 2026
Campionato Italiano GT Sprint GTCup - Meteo Race 1
 Session started 18:29 - Session ended 19:24

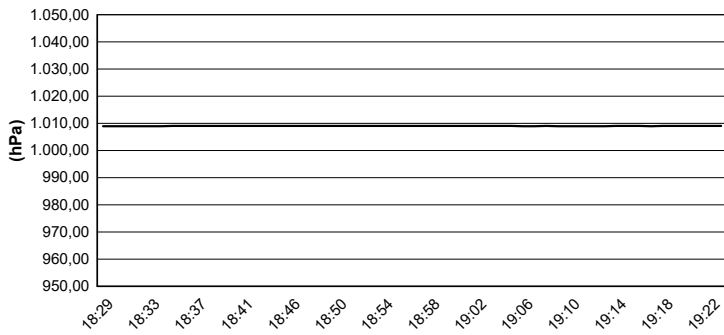
Air Temperature



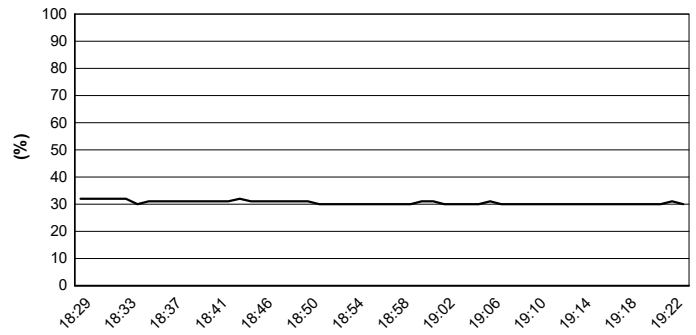
Track Temperature



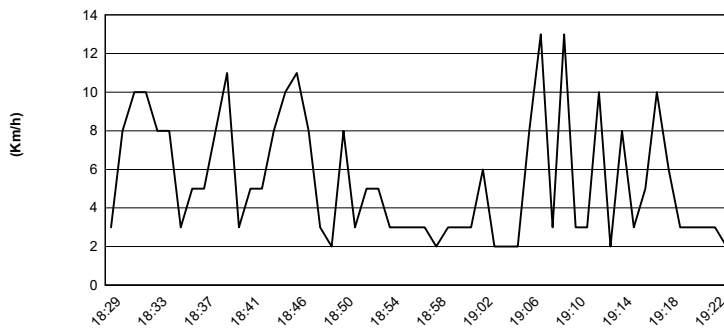
Air Pressure



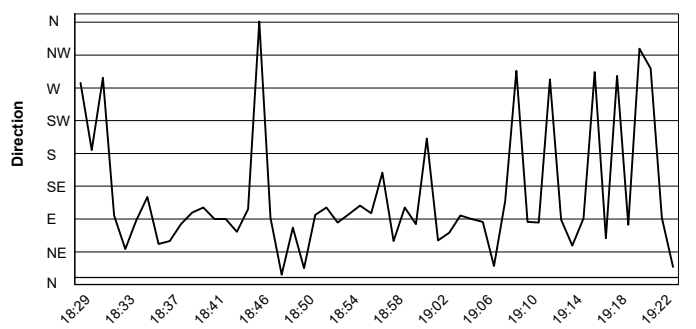
Humidity

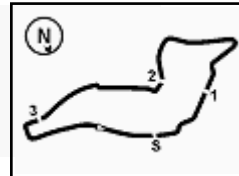


Wind Speed



Wind Direction





Imola Circuit 4.909 m

ACI Racing Weekend Imola, 25-26 Aprile 2026
Campionato Italiano GT Sprint GTCup - Griglia Gara 1 (Duration: 50' +1 Lap)

163	BUCCI M. DL Racing	Lamborghini	119	SIMONINI M. Zanasi Racing	Ferrari	23
212	NICOLI L. MRNC12	Ferrari	117	BARTOSZUK M. MM Motorsport	Lamborghini	22
569	TIRELLI R. Raptor Engineering	McLaren	208	PRIVITELIO D. Villorba Corse	Lamborghini	21
517	RENMANS R. Speed Lover	Porsche 1'51.352	531	MARZI V. APEX Competition	Porsche 1'54.337	20
231	GALLI F. Krypton by DL Racing	Lamborghini 1'48.263	502	DI LEO E. MEGA Motorsport	Porsche 1'48.619	19
221	LEVY F. MRNC12	Ferrari 1'47.817	188	SAMORUKOV F. Spirit of Racing	Ferrari 1'47.583	18
488	ATTIANESE L. APEX Competition	Porsche 1'47.565	273	GOSTNER C. MP Racing	Ferrari 1'47.795	17
429	STEFANIN G. BiRace Motorsport	Porsche 1'47.407	559	CIANFONI M. Raptor Engineering	McLaren 1'47.432	16
216	ALESSANDRI P. Target Racing	Ferrari 1'46.896	433	CALCAGNO P. BiRace Motorsport	Porsche 1'47.031	15
571	ABBATI M. SP Racing Team	Porsche 1'46.744	575	'LINOS' . PS Performance	Porsche 1'46.873	14
401	DAMINATO F. A2 Motorsport	Porsche 1'46.168	147	TUCCI R. CRM Competition	Lamborghini 1'46.224	13
209	MATIC P. Villorba Corse	Lamborghini 1'46.023	251	CARMINATI E. CRM Competition	Lamborghini 1'45.734	12
261	GOSTNER T. MP Racing	Ferrari 1'45.604	445	PAVAN S. ZRS Motorsport	Porsche 1'45.930	11
481	JEETS G. Target Racing	McLaren 1'45.017	412	FULGORI A. ZRS Motorsport	Porsche 1'45.108	10
272	CASTELLARIN R. DL Racing	Lamborghini 1'44.615	288	DANIELE F. DL Racing	Lamborghini 1'44.839	9
150	MENDEZ A. Spirit of Racing	Ferrari 1'44.362	211	BRISSELLI V. Zanasi Racing	Ferrari 1'44.269	8
203	PIRIA V. Zanasi Racing	Ferrari 1'44.343	123	RODA D. Double TT Racing	Ferrari 1'44.154	7
207	COASSIN F. Invictus	Lamborghini 1'43.917	250	GOSTNER D. MP Racing	Ferrari 1'44.191	6
101	COMANDINI S. Best Lap	Ferrari 1'43.741	114	FICO G. Oregon Team	Lamborghini 1'43.828	5
111	PEGORARO L. Best Lap	Ferrari 1'43.163	282	VAN DER VORM W. Spirit of Racing	Ferrari 1'43.417	4
109	LOVATI T. Zanasi Racing	Ferrari 1'42.278	112	PANICCIÀ R. MRNC12	Ferrari 1'42.627	3
106	POLLINI M. Pollini Racing	Lamborghini 1'41.890	151	MEGNA L. Spirit of Racing	Ferrari 1'42.256	2
			184	LANCELLOTTI M. SF Squadra Corse	Lamborghini 1'41.460	1

Il conduttore n. 119 (Simonini M.) è retrocesso di 2 posizioni per decisione n. 10 dei CC.SS.

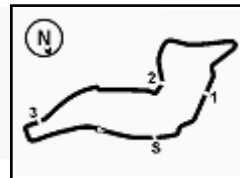
Il conduttore n. 123 (Roda D.) è retrocesso di 2 posizioni per decisione n. 11 dei CC.SS.

Il conduttore n. 188 (Samorukov F.) è retrocesso di 2 posizioni per decisione n. 12 dei CC.SS.

Il conduttore n. 211 (Briselli V.) è retrocesso di 2 posizioni per decisione n. 13 dei CC.SS.

Il conduttore n. 251 (Carminati E.) è retrocesso di 2 posizioni per decisione n. 15 dei CC.SS.





Imola Circuit 4.909 m

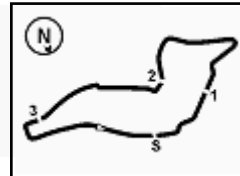
ACI Racing Weekend Imola, 25-26 Aprile 2026

Campionato Italiano GT Sprint GTCup - Best Laps & Speed

1 / 2

No.	Entrant Car	Best Lap		FP1		FP2		FP3		QP1		QP2		RC1	
		LL	SPD	LL	SPD	LL	SPD	LL	SPD	LL	SPD	LL	SPD	LL	SPD
1	106 POLLINI GIACOMO Lamborghini Huracán ST Evo 2	1'40.907	79 291,1	1'44.016	24 286,5	1'42.922	21 289,5			1'41.890	6 286,5	1'40.907	4 291,1	1'43.757	24 287,2
2	123 DOUBLE TT RACING Ferrari 296 Challenge	1'41.240	85 288,0	1'43.633	22 286,5	1'43.062	18 288,0	1'42.163	7 286,5	1'44.154	7 288,0	1'41.240	7 288,0	1'43.648	24 288,0
3	184 SF SQUADRA CORSE Lamborghini Huracán ST Evo 2	1'41.280	84 291,1	1'43.532	21 286,5	1'43.072	19 289,5	1'44.469	7 288,8	1'41.280	6 290,3	1'41.460	7 291,1	1'42.976	24 290,3
4	109 ZANASI RACING Ferrari 296 Challenge	1'41.382	75 292,7	1'42.490	20 288,0	1'44.305	13 289,5	1'45.347	7 285,0	1'42.278	6 292,7	1'41.382	5 289,5	1'43.919	24 288,0
5	112 MRNC12 Ferrari 296 Challenge	1'41.559	75 285,7	1'43.325	20 283,5	1'44.530	9 283,5	1'41.952	8 282,7	1'42.627	6 285,7	1'41.559	8 285,0	1'42.690	24 285,0
6	151 SPIRIT OF RACING Ferrari 296 Challenge	1'41.665	83 291,1	1'43.163	23 288,0	1'42.632	20 291,1	2'03.827	1 226,4	1'42.256	8 288,0	1'41.665	7 291,1	1'43.251	24 285,0
7	101 BEST LAP Ferrari 296 Challenge	1'41.752	86 291,1	1'42.566	22 290,3	1'42.809	20 291,1	1'45.458	6 288,0	1'43.741	6 291,1	1'41.752	8 289,5	1'43.856	24 289,5
8	117 MM MOTORSPORT Lamborghini Huracán ST Evo 2	1'41.760	74 292,7	1'44.839	20 289,5	1'43.953	19 291,1				5 292,7	1'41.760	6 292,7	1'43.436	24 291,1
9	111 BEST LAP Ferrari 296 Challenge	1'41.831	41 288,0	1'44.165	4 286,5			282,7		1'43.163	6 286,5	1'41.831	7 288,0	1'43.389	24 285,7
10	114 OREGON TEAM Lamborghini Huracán ST Evo 2	1'41.908	89 291,1	1'44.263	24 285,0	1'44.873	21 288,0	1'44.304	7 286,5	1'43.828	6 288,0	1'41.908	7 291,1	1'43.061	24 288,8
11	150 SPIRIT OF RACING Ferrari 296 Challenge	1'42.204	77 292,7	1'44.394	22 288,0	1'44.348	16 292,7	1'46.199	2 282,7	1'44.362	6 289,5	1'42.204	7 291,1	1'43.660	24 289,5
12	188 SPIRIT OF RACING Ferrari 296 Challenge	1'42.209	74 289,5	1'44.150	21 285,7	1'43.215	18 288,0	2'04.263	6 284,2	1'47.583	5 285,0	1'42.209	7 289,5	1'46.943	17 283,5
13	203 ZANASI RACING Ferrari 296 Challenge	1'42.392	50 292,7	1'43.994	20 291,9	1'45.218	9 292,7	1'42.900	6 290,3	1'44.343	6 291,9	1'42.392	6 292,7	1'47.384	3 288,0
14	250 GOSTNER DAVID Ferrari 296 Challenge	1'42.498	88 291,1	1'44.799	24 288,0	1'44.166	19 291,1	1'44.409	8 287,2	1'44.191	7 286,5	1'42.498	6 288,0	1'43.539	24 291,1
15	231 KRYPTON BY DL RACING Lamborghini Huracán ST Evo 2	1'42.536	72 289,5	1'43.422	19 288,0	1'43.342	18 289,5			1'48.263	6 288,0	1'42.536	5 289,5	1'45.155	24 285,7
16	211 ZANASI RACING Ferrari 296 Challenge	1'42.655	75 291,1	1'43.697	22 291,1	1'45.172	15 291,1			1'44.269	7 288,0	1'42.655	7 289,5	1'43.886	24 288,0
17	488 APEX COMPETITION Porsche 911 Cup 992	1'42.701	75 278,4	1'44.649	21 276,9	1'44.430	20 278,4			1'47.565	6 275,5	1'42.701	4 275,5	1'44.360	24 276,2
18	282 SPIRIT OF RACING Ferrari 296 Challenge	1'42.719	77 289,5	1'42.919	21 289,5	1'43.862	18 289,5		190,8	1'42.719	6 288,0	1'43.417	8 288,0	1'43.645	24 289,5
19	119 ZANASI RACING Ferrari 296 Challenge	1'42.968	68 310,3	1'43.057	20 310,3	1'43.430	18 292,7				7 283,5	1'42.968	7 286,5	1'44.392	16 289,5
20	216 TARGET RACING Ferrari 296 Challenge	1'43.530	81 289,5	1'44.297	19 285,7	1'44.352	17 286,5	1'46.449	7 283,5	1'46.896	6 285,0	1'43.530	8 289,5	1'45.059	24 287,2
21	251 CARMINATI ETTORE Lamborghini Huracán ST Evo 2	1'43.581	76 288,0	1'44.999	20 285,7	1'45.237	18 286,5			1'45.734	6 288,0	1'43.581	8 288,0	1'46.167	24 284,2
22	147 CRM COMPETITION Lamborghini Huracán ST Evo 2	1'43.633	60 291,1	1'45.119	22 291,1	1'45.479	20 291,1			1'46.224	7 291,1	1'43.633	8 291,1	1'47.428	3 288,0
23	272 DL RACING Lamborghini Huracán ST Evo 2	1'43.837	60 289,5	1'45.897	19 285,0	1'45.879	14 285,0	1'45.259	9 282,7	1'43.837	6 288,0	1'44.615	7 289,5	1'48.484	5 285,0
24	207 INVICTUS Lamborghini Huracán ST Evo 2	1'43.862	78 295,1	1'44.562	21 292,7	1'44.413	11 291,1	1'49.693	8 285,7	1'43.917	7 289,5	1'43.862	7 292,7	1'45.428	24 295,1
25	120 RANGONI CORSE Lamborghini Huracán ST Evo 2	1'44.136	39 288,0	1'44.136	23 285,0	1'44.159	9 288,0	1'44.698	7 287,2						
26	288 DL RACING Lamborghini Huracán ST Evo 2	1'44.214	49 289,5		1 180,6	1'45.564	4 286,5	1'49.730	7 280,5	1'44.214	6 289,5	1'44.839	7 289,5	1'44.928	24 285,7





Imola Circuit 4.909 m

ACI Racing Weekend Imola, 25-26 Aprile 2026 Campionato Italiano GT Sprint GTCup - Best Laps & Speed

2 / 2

No. Entrant Car	Best Lap		FP1		FP2		FP3		QP1		QP2		RC1	
	LL	SPD	LL	SPD	LL	SPD	LL	SPD	LL	SPD	LL	SPD	LL	SPD
27 208 VILLORBA CORSE Lamborghini Huracán ST Evo 2	1'44.284	76 289,5	1'44.926	22 282,7	1'44.284	22 288,0	2'04.000	5 286,5	1'48.217	3 289,5			1'44.826	24 285,7
28 221 MRNC12 Ferrari 296 Challenge	1'44.462	78 285,0	1'46.758	21 282,0	1'46.238	20 282,7			1'47.817	6 285,0	1'44.462	7 285,0	1'49.445	24 276,9
29 445 ZRS MOTORSPORT Porsche 911 Cup 992	1'44.496	77 278,4	1'46.103	21 276,2	1'45.864	20 278,4			1'45.930	6 274,1	1'44.496	6 277,6	1'45.804	24 276,9
30 481 TARGET RACING McLaren Artura Trophy Evo	1'44.608	73 282,7	1'47.042	18 279,8	1'45.977	14 278,4	1'47.730	6 275,5	1'45.017	6 278,4	1'44.608	5 281,3	1'45.958	24 282,7
31 212 MRNC12 Ferrari 296 Challenge	1'44.655	34 283,5	1'45.008	6 278,4	1'44.655	21 282,7	1'46.163	4 279,8	1'45.520	1 283,5			1'48.955	2 279,8
32 261 MP RACING Ferrari 296 Challenge	1'44.697	62 288,0	1'47.269	19 286,5		122,2	2'29.079	5 277,6	1'45.604	7 286,5	1'44.697	7 286,5	1'45.863	24 288,0
33 433 BIRACE MOTORSPORT Porsche 911 Cup 992	1'44.735	83 277,6	1'46.472	21 277,6	1'45.358	19 275,5	1'48.095	6 272,0	1'47.031	6 274,1	1'44.735	7 275,5	1'46.076	24 273,4
34 163 DL RACING Lamborghini Huracán ST Evo 2	1'44.799	59 285,0	1'44.799	17 284,2	1'45.699	18 285,0							1'46.925	24 278,4
35 502 DI LEO ENRICO Porsche 911 Cup 992	1'44.827	86 278,4	1'46.221	22 276,9	1'45.835	21 278,4	1'54.157	7 274,1	1'48.619	6 276,9	1'44.827	6 278,4	1'45.807	24 276,9
36 559 RAPTOR ENGINEERING McLaren Artura Trophy Evo	1'44.875	64 281,3	1'45.593	17 279,8	1'45.539	20 279,8	1'46.048	5 281,3	1'44.875	6 279,1	1'47.432	7 277,6	1'49.193	9 276,2
37 412 ZRS MOTORSPORT Porsche 911 Cup 992	1'44.940	79 276,9	1'45.900	23 275,5	1'45.516	18 275,5			1'45.108	6 272,7	1'44.940	8 276,9	1'46.125	24 275,5
38 575 PS PERFORMANCE Porsche 911 Cup 992	1'45.252	77 275,5	1'46.396	21 274,1	1'46.608	20 275,5			1'46.873	6 274,1	1'45.252	6 274,8	1'47.246	24 274,1
39 429 BIRACE MOTORSPORT Porsche 911 Cup 992	1'45.311	52 275,5	1'45.318	18 275,5	1'49.623	16 274,1	1'51.073	5 270,7	1'45.311	7 275,5	1'47.407	5 274,1	1 163,1	
40 401 A2 MOTORSPORT Porsche 911 Cup 992	1'45.362	75 276,2	1'46.619	22 272,7	1'46.322	21 274,1			1'45.362	6 275,5	1'46.168	2 274,1	1'46.222	24 276,2
41 273 GOSTNER CORINNA Ferrari 296 Challenge	1'45.593	52 285,7	1'51.036	17 272,7	1'47.320	18 281,3	3'04.738	2 226,4	1'47.795	7 282,7	1'45.593	8 285,7	167,7	
42 209 VILLORBA CORSE Lamborghini Huracán ST Evo 2	1'45.754	81 286,5	1'48.436	20 280,5	1'48.239	18 283,5	1'50.759	6 279,1	1'46.023	6 285,7	1'45.754	7 286,5	1'48.169	24 282,7
43 571 SP RACING TEAM Porsche 911 Cup 992	1'46.267	81 276,2	1'47.709	17 275,5	1'46.782	20 275,5	1'49.641	7 276,2	1'46.744	6 275,5	1'46.267	7 275,5	1'46.924	24 274,8
44 517 SPEED LOVER Porsche 911 Cup 992	1'47.011	87 276,9	1'49.267	21 276,9	1'48.991	22 275,5	1'50.083	8 271,4	1'51.352	6 274,1	1'47.011	7 275,5	1'50.458	23 270,7
45 569 RAPTOR ENGINEERING McLaren Artura Trophy Evo	1'47.628	70 276,9	1'51.191	17 275,5	1'48.067	17 275,5	1'50.792	6 274,1	1'47.628	6 276,9		1 272,7	1'49.359	23 272,7
46 531 APEX COMPETITION Porsche 911 Cup 992	1'47.742	64 276,9	1'48.979	19 276,9			1'48.911	7 272,0	1'54.337	6 276,9	1'47.742	8 275,5	1'49.910	24 272,7

