

Vallelunga 4.085 m

1 / 2

ACI Racing Weekend Vallelunga, 23-24 Maggio 2026

Campionato Italiano GT Sprint GTCup - Classifica Race 1

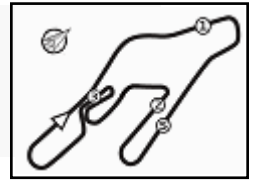
Laps 25 = 102,125 km - Avg 118,721 km/h - Race Time 51'36.746

No.	Driver 1 Entrant	Driver 2 Team	Car	Class	Laps	Time	Gap	Rel.	Fastest Lap
1	184 ALESSI Pietro (ITA) SF SQUADRA CORSE	LANCELLOTTI Mattia (ITA) 1'35.061 SF Squadra Corse	Lamborghini Huracán ST Evo 2	GTC1P	25	51'36.746		9	1'34.042
2	106 POLLINI Giacomo (ITA) POLLINI GIACOMO	POLLINI Matteo (ITA) 1'35.228 Pollini Racing	Lamborghini Huracán ST Evo 2	GTC1P	25	51'38.901	2.155	2.155	9 1'33.786
3P	111 FRASSINETI Alex (ITA) BEST LAP	PEGORARO Lorenzo (ITA) 1'35.786 Best Lap	Ferrari 296 Challenge	GTC1P	25	51'39.820	3.074	0.919	10 1'34.894
4P	151 MEGNA Leonardo (ITA) 1'35.521 SPIRIT OF RACING	DI FABIO Diego (ITA) Spirit of Racing	Ferrari 296 Challenge	GTC1P	25	51'41.456	4.710	1.636	9 1'34.494
5	117 ARDUINI Leonardo (ITA) MM MOTORSPORT	BARTOSZUK Michal (POL) 1'36.489 MM Motorsport	Lamborghini Huracán ST Evo 2	GTC1P	25	51'43.388	6.642	1.932	9 1'35.191
6	147 TUCCI Riccardo (ITA) CRM COMPETITION	CRM COMPETITION	Lamborghini Huracán ST Evo 2	GTC1P	25	51'45.922	9.176	2.534	12 1'36.012
7	150 BORELLI Edoardo (ITA) SPIRIT OF RACING	MENDEZ Andres (COL) 1'39.148 Spirit of Racing	Ferrari 296 Challenge	GTC1P	25	51'54.284	17.538	8.362	12 1'35.960
8	207 COASSIN Francesco (ITA) 1'36.881 INVICTUS	LANCELLOTTI Angelo (ITA) Invictus	Lamborghini Huracán ST Evo 2	GTC1A	25	51'54.606	17.860	0.322	23 1'36.485
9	109 FONTANA Andrea (ITA) 1'36.138 ZANASI RACING	LOVATI Tommaso (ITA) Zanasi Racing	Ferrari 296 Challenge	GTC1P	25	51'54.716	17.970	0.110	10 1'34.915
10	251 CARMINATI Ettore (ITA) 1'36.619 CARMINATI ETTORE	PELLEGRINI Bernardo (ITA) CRM Competition	Lamborghini Huracán ST Evo 2	GTC1A	25	51'55.244	18.498	0.528	14 1'36.467
11	212 NICOLI Lorenzo (ITA) MRNC12	PIERANTONI Emiliano (ITA) 1'37.845 MRNC12	Ferrari 296 Challenge	GTC1A	25	51'57.157	20.411	1.913	10 1'35.824
12	288 DANIELE Francesco (ITA) 1'37.831 DL RACING	OLIVA Gaetano (ITA) DL Racing	Lamborghini Huracán ST Evo 2	GTC1A	25	51'57.574	20.828	0.417	10 1'35.099
13	231 GALLI Francesco (ITA) KRYPTON BY DL RACING	KRYPTON BY DL RACING	Ferrari 296 Challenge	GTC1A	25	51'58.208	21.462	0.634	17 1'36.587
14	488 ATTIANESE Luca (ITA) 1'37.725 APEX COMPETITION	MEIJER Paul (NLD) APEX Competition	Porsche 911 Cup 992	GTC2P	25	51'59.193	22.447	0.985	9 1'35.687
15	203 GHERMANDI Giacomo (ITA) ZANASI RACING	PIRIA Vittoria (ITA) 1'36.833 Zanasi Racing	Ferrari 296 Challenge	GTC1A	25	51'59.782	23.036	0.589	10 1'35.868
16	401 LARINI Davide (ITA) A2 MOTORSPORT	DAMINATO Fabio (ITA) 1'38.193 A2 Motorsport	Porsche 911 Cup 992	GTC2P	25	52'00.445	23.699	0.663	13 1'36.934
17	412 FULGORI Alberto (ITA) ZRS MOTORSPORT	ZRS MOTORSPORT	Porsche 911 Cup 992	GTC2P	25	52'01.295	24.549	0.850	14 1'37.131
18	571 ABBATI Massimo (ITA) SP RACING TEAM	SP RACING TEAM	Porsche 911 Cup 992	GTC2A	25	52'03.068	26.322	1.773	25 1'36.716
19	503 BONTEMPELLI Lorenzo (ITA) EASY RACE	'LINOS' (ITA) 1'40.090 Easy Race	Ferrari 488 Challenge	GTC2A	25	52'07.202	30.456	4.134	10 1'37.447
20	445 CONTESSI Carlo (ITA) ZRS MOTORSPORT	TIMIS Ionuc Catalin (ITA) 1'38.220 ZRS Motorsport	Porsche 911 Cup 992	GTC2P	25	52'07.475	30.729	0.273	12 1'37.140
21	221 LEVY Federica (ITA) 1'38.508 MRNC12	MARZIALETTI Giammarco (ITA) MRNC12	Ferrari 296 Challenge	GTC1A	25	52'08.072	31.326	0.597	10 1'36.786
22	431 MARZI Valerio (ITA) 1'38.207 APEX COMPETITION	SANTI Danny (ITA) APEX Competition	Porsche 911 Cup 992	GTC2P	25	52'08.490	31.744	0.418	13 1'37.352
23	208 PRIVITELIO Luciano (SMR) 1'38.479 VILLORBA CORSE	PRIVITELIO Donovan (SMR) Villorba Corse	Lamborghini Huracán ST Evo 2	GTC1A	25	52'09.670	32.924	1.180	10 1'35.500
24	475 RINALDO Giacomo (ITA) PS PERFORMANCE	PS PERFORMANCE	Porsche 911 Cup 992	GTC2P	25	52'11.426	34.680	1.756	12 1'38.178
25	559 NALDI Giovanni (ITA) 1'39.190 RAPTOR ENGINEERING	CIANFONI Matteo (ITA) Raptor Engineering	McLaren Artura Trophy Evo	GTC2A	25	52'13.216	36.470	1.790	10 1'37.724
26	433 CALCAGNO Paolo (ITA) 1'39.750 BIRACE MOTORSPORT	MURIGLIO Roberto (ITA) BiRace Motorsport	Porsche 911 Cup 992	GTC2P	25	52'14.826	38.080	1.610	10 1'37.195
27	119 SARTORI Matteo (ITA) 1'37.282 ZANASI RACING	SIMONINI Mattia (ITA) Zanasi Racing	Ferrari 296 Challenge	GTC1P	25	52'24.587	47.841	9.761	15 1'36.981
28P	429 LAURINI Lodovico (ITA) BIRACE MOTORSPORT	STEFANIN Giovanni (ITA) 1'40.593 BiRace Motorsport	Porsche 911 Cup 992	GTC2P	25	52'26.646	49.900	2.059	13 1'36.275
29	211 BRISSELLI Victor (ITA) 1'37.614 ZANASI RACING	DEMARCHI Luca (ITA) Zanasi Racing	Ferrari 296 Challenge	GTC1A	25	52'33.699	56.953	7.053	14 1'35.578
30	112 CROCCOLINO Filippo (ITA) MRNC12	PANICCIÀ Riccardo (ITA) 1'44.089 MRNC12	Ferrari 296 Challenge	GTC1P	24	51'44.104	1 Lap	1 Lap	10 1'34.907
31	123 RODA Davide (ITA) 1'47.704 DOUBLE TT RACING	FISICHELLA Giancarlo (ITA) Double TT Racing	Ferrari 296 Challenge	GTC1P	21	44'37.913	4 Laps	3 Laps	9 1'34.758
32	163 AGOLGIA Pietro (ITA) 1'52.289 DL RACING	BUCCI Mattia (ITA) DL Racing	Lamborghini Huracán ST Evo 2	GTC1P	18	52'10.024	7 Laps	3 Laps	8 1'34.441
33	114 FICO Giuseppe (DEU) 1'36.974 OREGON TEAM	RYTTER Milan (DNK) Oregon Team	Lamborghini Huracán ST Evo 2	GTC1P	17	33'01.896	8 Laps	1 Lap	10 1'35.379
----- Not Classified -----									
RET	101 POSTIGLIONE Vito (ITA) BEST LAP	COMANDINI Stefano (ITA) Best Lap	Ferrari 296 Challenge	GTC1P	4	8'47.166	21 Laps	2	1'51.233
RET	272 CASTELLARIN Remo (ITA) DL RACING	STEFANI Ronnie (ITA) DL Racing	Lamborghini Huracán ST Evo 2	GTC1A	4	8'53.333	21 Laps	2	1'49.796
RET	188 SAMORUKOV Fedor (RUS) SPIRIT OF RACING	ROWLEDGE Joshua (GBR) Spirit of Racing	Ferrari 296 Challenge	GTC1P	4	8'54.341	21 Laps	2	1'53.564

Stewards : Ronni Guarini Franco Leoni Giuliano Tavani

Start 23/05/2026 14:03 End 14:56





Vallelunga 4.085 m

2 / 2

ACI Racing Weekend Vallelunga, 23-24 Maggio 2026

Campionato Italiano GT Sprint GTCup - Classifica Race 1

RET **569** NAVATTA Massimo (ITA) TIRELLI Riccardo (ITA)
 RAPTOR ENGINEERING Raptor Engineering McLaren Artura Trophy Evo GTC2A 0

Starting: 37 Classified: 33 Not Classified: 0 Retired: 4 Not Started: 0
 Fastest Lap N. 9 No. 106 Giacomo Pollini Time 1'33.786 Avg. 156,804 Km/h

Humidity:	36%	Air	26°C
Condition:	DRY	Track	50°C

Penalty and Infringement

- | | | | |
|-------|------------|--------------------------|---|
| 14.34 | 119 | Zanasi Racing | #119 Drive Through Penalty - dec. n. 14 CCSS |
| 14.35 | 111 | Best Lap | #111 Time Penalty 0.159 sec - Incorrect driver change |
| 14.35 | 151 | Spirit of Racing | #151 Time Penalty 0.663 sec - Incorrect driver change |
| 14.51 | 429 | BiRace Motorsport | #429 Time Penalty 25 sec - Dec n. 15 CCSS |

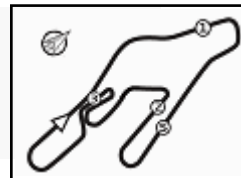
Stewards : Ronni Guarini Franco Leoni Giuliano Tavani

23/05/2026 Start 14:03 End 14:56



Powered by FICr PERUGIA TIMING





Vallelunga 4.085 m

1 / 2

ACI Racing Weekend Vallelunga, 23-24 Maggio 2026

Campionato Italiano GT Sprint GTCup - Classifica di Classe Race 1

Classe GTCUP 1a Divisione AM

Laps 25 = 102,125 km - Avg 118,041 km/h - Race Time 51'54.606

No.	Driver 1 Entrant	Driver 2 Team	Car	Laps	Time	Gap	Rel.	Fastest Lap
1	207 COASSIN Francesco (ITA) 1'36.881 INVICTUS	LANCELOTTI Angelo (ITA) Invictus	Lamborghini Huracán ST Evo 2	25	51'54.606		23	1'36.485
2	251 CARMINATI Ettore (ITA) 1'36.619 CARMINATI ETTORE	PELLEGRINI Bernardo (ITA) CRM Competition	Lamborghini Huracán ST Evo 2	25	51'55.244	0.638	0.638	14 1'36.467
3	212 NICOLI Lorenzo (ITA) MRNC12	PIERANTONI Emiliano (ITA) 1'37.845 MRNC12	Ferrari 296 Challenge	25	51'57.157	2.551	1.913	10 1'35.824
4	288 DANIELE Francesco (ITA) 1'37.831 DL RACING	OLIVA Gaetano (ITA) DL Racing	Lamborghini Huracán ST Evo 2	25	51'57.574	2.968	0.417	10 1'35.099
5	231 GALLI Francesco (ITA) KRYPTON BY DL RACING	Krypton by DL Racing	Ferrari 296 Challenge	25	51'58.208	3.602	0.634	17 1'36.587
6	203 GHERMANDI Giacomo (ITA) ZANASI RACING	PIRIA Vittoria (ITA) 1'36.833 Zanasi Racing	Ferrari 296 Challenge	25	51'59.782	5.176	1.574	10 1'35.868
7	221 LEVY Federica (ITA) 1'38.508 MRNC12	MARZIALETTI Giammarco (ITA) MRNC12	Ferrari 296 Challenge	25	52'08.072	13.466	8.290	10 1'36.786
8	208 PRIVITELIO Luciano (SMR) 1'38.479 VILLORBA CORSE	PRIVITELIO Donovan (SMR) Villorba Corse	Lamborghini Huracán ST Evo 2	25	52'09.670	15.064	1.598	10 1'35.500
9	211 BRISELLI Victor (ITA) 1'37.614 ZANASI RACING	DEMARCHI Luca (ITA) Zanasi Racing	Ferrari 296 Challenge	25	52'33.699	39.093	24.029	14 1'35.578
----- Not Classified -----								
RET	272 CASTELLARIN Remo (ITA) DL RACING	STEFANI Ronnie (ITA) DL Racing	Lamborghini Huracán ST Evo 2	4	8'53.333	21 Laps	2	1'49.796

Starting: 10 Classified: 9 Not Classified: 0 Retired: 1 Not Started: 0

Fastest Lap N. 10 No. 288 Gaetano Oliva Time 1'35.099 Avg. 154,639 Km/h

Classe GTCUP 1a Divisione PRO-AM

Laps 25 = 102,125 km - Avg 118,721 km/h - Race Time 51'36.746

No.	Driver 1 Entrant	Driver 2 Team	Car	Laps	Time	Gap	Rel.	Fastest Lap
1	184 ALESSI Pietro (ITA) SF SQUADRA CORSE	LANCELOTTI Mattia (ITA) 1'35.061 SF Squadra Corse	Lamborghini Huracán ST Evo 2	25	51'36.746		9	1'34.042
2	106 POLLINI Giacomo (ITA) POLLINI GIACOMO	POLLINI Matteo (ITA) 1'35.228 Pollini Racing	Lamborghini Huracán ST Evo 2	25	51'38.901	2.155	2.155	9 1'33.786
3P	111 FRASSINETI Alex (ITA) BEST LAP	PEGORARO Lorenzo (ITA) 1'35.786 Best Lap	Ferrari 296 Challenge	25	51'39.820	3.074	0.919	10 1'34.894
4P	151 MEGNA Leonardo (ITA) 1'35.521 SPIRIT OF RACING	DI FABIO Diego (ITA) Spirit of Racing	Ferrari 296 Challenge	25	51'41.456	4.710	1.636	9 1'34.494
5	117 ARDUINI Leonardo (ITA) MM MOTORSPORT	BARTOSZUK Michal (POL) 1'36.489 MM Motorsport	Lamborghini Huracán ST Evo 2	25	51'43.388	6.642	1.932	9 1'35.191
6	147 TUCCI Riccardo (ITA) CRM COMPETITION	CRM Competition	Lamborghini Huracán ST Evo 2	25	51'45.922	9.176	2.534	12 1'36.012
7	150 BORELLI Edoardo (ITA) SPIRIT OF RACING	MENDEZ Andres (COL) 1'39.148 Spirit of Racing	Ferrari 296 Challenge	25	51'54.284	17.538	8.362	12 1'35.960
8	109 FONTANA Andrea (ITA) 1'36.138 ZANASI RACING	LOVATI Tommaso (ITA) Zanasi Racing	Ferrari 296 Challenge	25	51'54.716	17.970	0.432	10 1'34.915
9	119 SARTORI Matteo (ITA) 1'37.282 ZANASI RACING	SIMONINI Mattia (ITA) Zanasi Racing	Ferrari 296 Challenge	25	52'24.587	47.841	29.871	15 1'36.981
10	112 CROCCOLINO Filippo (ITA) MRNC12	PANICCIÀ Riccardo (ITA) 1'44.089 MRNC12	Ferrari 296 Challenge	24	51'44.104	1 Lap	1 Lap	10 1'34.907
11	123 RODA Davide (ITA) 1'47.704 DOUBLE TT RACING	FISICHELLA Giancarlo (ITA) Double TT Racing	Ferrari 296 Challenge	21	44'37.913	4 Laps	3 Laps	9 1'34.758
12	163 AGOGLIA Pietro (ITA) 1'52.289 DL RACING	BUCCI Mattia (ITA) DL Racing	Lamborghini Huracán ST Evo 2	18	52'10.024	7 Laps	3 Laps	8 1'34.441
13	114 FICO Giuseppe (DEU) 1'36.974 OREGON TEAM	RYTTER Milan (DNK) Oregon Team	Lamborghini Huracán ST Evo 2	17	33'01.896	8 Laps	1 Lap	10 1'35.379
----- Not Classified -----								
RET	101 POSTIGLIONE Vito (ITA) BEST LAP	COMANDINI Stefano (ITA) Best Lap	Ferrari 296 Challenge	4	8'47.166	21 Laps	2	1'51.233
RET	188 SAMORUKOV Fedor (RUS) SPIRIT OF RACING	ROWLEDGE Joshua (GBR) Spirit of Racing	Ferrari 296 Challenge	4	8'54.341	21 Laps	2	1'53.564

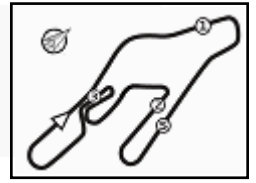
Starting: 15 Classified: 13 Not Classified: 0 Retired: 2 Not Started: 0

Fastest Lap N. 9 No. 106 Giacomo Pollini Time 1'33.786 Avg. 156,804 Km/h

Clerk of the Course : Gianfranco Bonifacio

Race Director : Alessandro Ferrari

 Start 14:03 End 14:56
23/05/2026

ACI Racing Weekend Vallelunga, 23-24 Maggio 2026

Campionato Italiano GT Sprint GTCup - Classifica di Classe Race 1

Classe GTCUP 2a Divisione AM

Laps 25 = 102,125 km - Avg 117,721 km/h - Race Time 52'03.068

No.	Driver 1 Entrant	Driver 2 Team	Car	Laps	Time	Gap	Rel.	Fastest Lap
1	571 ABBATI Massimo (ITA) SP RACING TEAM	SP Racing Team	Porsche 911 Cup 992	25	52'03.068		25	1'36.716
2	503 BONTEMPELLI Lorenzo (ITA) EASY RACE	'LINOS' (ITA) 1'40.090 Easy Race	Ferrari 488 Challenge	25	52'07.202	4.134	4.134 10	1'37.447
3	559 NALDI Giovanni (ITA) 1'39.190 RAPTOR ENGINEERING	CIANFONI Matteo (ITA) Raptor Engineering	McLaren Artura Trophy Evo	25	52'13.216	10.148	6.014 10	1'37.724
----- Not Classified -----								
RET	569 NAVATTA Massimo (ITA) RAPTOR ENGINEERING	TIRELLI Riccardo (ITA) Raptor Engineering	McLaren Artura Trophy Evo	0				

Starting: 4 Classified: 3 Not Classified: 0 Retired: 1 Not Started: 0

Fastest Lap N. 25 No. 571 Massimo Abbati Time 1'36.716 Avg. 152,053 Km/h

Classe GTCUP 2a Divisione PRO-AM

Laps 25 = 102,125 km - Avg 117,867 km/h - Race Time 51'59.193

No.	Driver 1 Entrant	Driver 2 Team	Car	Laps	Time	Gap	Rel.	Fastest Lap
1	488 ATTIANESE Luca (ITA) 1'37.725 APEX COMPETITION	MEIJER Paul (NLD) APEX Competition	Porsche 911 Cup 992	25	51'59.193		9	1'35.687
2	401 LARINI Davide (ITA) A2 MOTORSPORT	DAMINATO Fabio (ITA) 1'38.193 A2 Motorsport	Porsche 911 Cup 992	25	52'00.445	1.252	1.252 13	1'36.934
3	412 FULGORI Alberto (ITA) ZRS MOTORSPORT	ZRS Motorsport	Porsche 911 Cup 992	25	52'01.295	2.102	0.850 14	1'37.131
4	445 CONTESSI Carlo (ITA) ZRS MOTORSPORT	TIMIS Ionuc Catalin (ITA) 1'38.220 ZRS Motorsport	Porsche 911 Cup 992	25	52'07.475	8.282	6.180 12	1'37.140
5	431 MARZI Valerio (ITA) 1'38.207 APEX COMPETITION	SANTI Danny (ITA) APEX Competition	Porsche 911 Cup 992	25	52'08.490	9.297	1.015 13	1'37.352
6	475 RINALDO Giacomo (ITA) PS PERFORMANCE	PS Performance	Porsche 911 Cup 992	25	52'11.426	12.233	2.936 12	1'38.178
7	433 CALCAGNO Paolo (ITA) 1'39.750 BIRACE MOTORSPORT	MURIGLIO Roberto (ITA) BiRace Motorsport	Porsche 911 Cup 992	25	52'14.826	15.633	3.400 10	1'37.195
8P	429 LAURINI Lodovico (ITA) BIRACE MOTORSPORT	STEFANIN Giovanni (ITA) 1'40.593 BiRace Motorsport	Porsche 911 Cup 992	25	52'26.646	27.453	11.820 13	1'36.275

Starting: 8 Classified: 8 Not Classified: 0 Retired: 0 Not Started: 0

Fastest Lap N. 9 No. 488 Paul Meijer Time 1'35.687 Avg. 153,689 Km/h

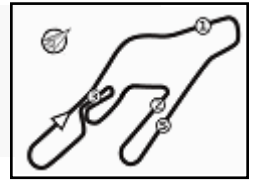
Humidity:	36%	Air	26°C
Condition:	DRY	Track	50°C

Clerk of the Course : Gianfranco Bonifacio

Race Director : Alessandro Ferrari

Start	End
23/05/2026 14:03	14:56





ACI Racing Weekend Vallelunga, 23-24 Maggio 2026

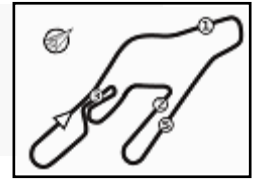
Campionato Italiano GT Sprint GTCup - Contagiri Race 1

Vallelunga 4.085 m

	Lap																									
	1	2	3	4	5	6	7	8	9	10	11	12	13	14	15	16	17	18	19	20	21	22	23	24	25	
1	184	184	184	184	184	184	184	184	184	184	184	106	106	123	112	184	184	184	184	184	184	184	184	184	184	184
2	106	106	106	106	106	106	106	106	106	106	106	106	184	184	117	111	112	106	106	106	106	106	106	106	106	106
3	151	151	151	151	151	151	151	151	151	151	151	151	151	123	288	488	106	112	112	112	112	111	111	111	111	111
4	117	117	117	117	117	117	117	117	117	123	123	123	123	123	117	111	111	111	111	111	111	151	151	151	151	151
5	123	123	123	123	123	123	123	117	117	117	117	117	117	288	111	123	117	117	151	151	151	151	117	117	117	117
6	112	112	112	112	288	288	288	288	288	288	288	288	288	112	114	184	151	151	117	117	117	117	147	147	147	147
7	288	288	288	288	112	112	112	112	112	112	112	112	111	488	117	123	123	123	123	123	123	150	150	150	150	150
8	101	101	101	101	109	109	109	109	109	109	109	109	114	150	106	150	147	147	147	147	147	207	207	207	207	207
9	114	114	114	114	114	114	114	114	111	111	111	111	111	488	412	151	147	114	150	150	150	150	251	251	251	109
10	109	109	109	109	111	111	111	111	111	114	114	114	114	147	503	114	114	150	207	207	207	207	288	212	109	251
11	111	111	111	111	211	211	211	488	488	488	488	488	150	475	147	207	207	251	251	251	251	212	109	212	212	212
12	272	272	272	272	488	488	488	203	203	203	147	147	412	184	288	288	288	288	288	288	288	288	231	288	288	288
13	211	211	211	211	203	203	203	147	147	147	150	150	503	106	207	212	251	212	212	212	212	109	231	231	231	231
14	488	488	488	488	147	147	147	150	150	150	212	212	431	151	212	251	212	231	231	231	231	401	211	211	488	488
15	147	147	147	147	150	150	150	212	212	212	207	207	445	147	251	231	231	109	109	109	109	211	488	488	203	203
16	203	163	203	203	412	412	412	211	211	211	412	412	401	207	412	488	109	401	401	401	401	412	401	401	401	401
17	163	203	231	231	212	212	212	412	207	207	503	503	571	212	231	109	401	211	211	211	211	488	412	203	412	412
18	231	231	208	188	207	207	207	207	412	412	251	431	433	251	109	401	412	412	412	412	412	203	203	412	429	429
19	412	208	412	412	503	503	503	503	503	503	431	445	221	401	503	412	211	488	488	488	488	503	503	429	571	571
20	208	412	188	150	431	431	431	431	431	431	445	401	208	231	401	119	488	203	203	203	203	445	445	571	503	503
21	207	188	150	207	445	445	445	445	445	251	119	571	475	433	119	211	203	503	503	503	503	221	429	503	445	445
22	188	150	207	212	208	208	208	208	251	445	401	433	151	109	203	203	503	445	445	445	445	431	571	445	221	221
23	150	207	212	429	251	251	251	119	119	571	221	207	445	211	503	445	221	221	221	221	221	429	221	221	431	431
24	212	212	429	503	119	119	119	119	571	571	433	475	212	119	433	445	221	431	431	431	431	571	431	431	208	208
25	429	429	503	445	429	429	429	571	433	433	221	208	251	203	445	221	431	429	429	429	429	208	208	208	475	475
26	503	503	445	431	571	571	571	433	401	401	559	251	109	221	221	431	429	571	571	571	571	475	475	475	559	559
27	445	445	431	208	401	401	401	401	221	221	475	119	231	211	431	429	571	208	208	208	208	559	559	559	433	433
28	431	431	571	571	433	433	433	429	231	231	208	231	119	431	475	571	208	475	475	475	475	119	433	433	119	119
29	571	571	251	251	221	221	221	221	559	559	231	559	203	208	208	208	475	559	559	559	559	433	119	119	211	211
30	433	251	433	433	559	559	559	231	429	475	203	203	211	571	429	475	119	119	119	119	119	112	112	112	112	112
31	251	433	119	119	475	475	475	559	475	429	211	211	559	559	571	559	559	433	433	433	433					
32	401	119	401	401	231	231	231	475	208	208	429	429	429	429	429	559	433	433	163							
33	221	401	221	221	163	163	163	163	163	163	163	163	163	163	163	163	163									
34	119	221	559	559																						
35	475	559	475	475																						
36	559	475	163	163																						

Final Result		
1	184 SF SQUADRA CORSE	Laps 25
2	106 POLLINI GIACOMO	2.155
3	111 BEST LAP (P)	3.074
4	151 SPIRIT OF RACING (P)	4.710
5	117 MM MOTORSPORT	6.642
6	147 CRM COMPETITION	9.176
7	150 SPIRIT OF RACING	17.538
8	207 INVICTUS	17.860
9	109 ZANASI RACING	17.970
10	251 CARMINATI ETTORE	18.498
11	212 MRNC12	20.411
12	288 DL RACING	20.828
13	231 KRYPTON BY DL RAC	21.462
14	488 APEX COMPETITION	22.447
15	203 ZANASI RACING	23.036
16	401 A2 MOTORSPORT	23.699
17	412 ZRS MOTORSPORT	24.549
18	571 SP RACING TEAM	26.322
19	503 EASY RACE	30.456
20	445 ZRS MOTORSPORT	30.729
21	221 MRNC12	31.326
22	431 APEX COMPETITION	31.744
23	208 VILLORBA CORSE	32.924
24	475 PS PERFORMANCE	34.680
25	559 RAPTOR ENGINEERI	36.470
26	433 BIRACE MOTORSP	38.080
27	119 ZANASI RACING	47.841
28	429 BIRACE MOTORSP	49.900
29	211 ZANASI RACING	56.953
30	112 MRNC12	1 Lap
31	123 DOUBLE TT RACING	4 Laps
32	163 DL RACING	7 Laps
33	114 OREGON TEAM	8 Laps
RET	101 BEST LAP	21 Laps
RET	272 DL RACING	21 Laps
RET	188 SPIRIT OF RACING	21 Laps
RET	569 RAPTOR ENGINEERI	





ACI Racing Weekend Vallelunga, 23-24 Maggio 2026

Campionato Italiano GT Sprint GTCup - Best Sectors & Speed Race 1

Vallelunga 4.085 m

RESULTS

1	184 SF SQUADRA CORSE	Lamborghini Huracán ST Evo 2	Laps 25
2	106 POLLINI GIACOMO	Lamborghini Huracán ST Evo 2	2.155
3	111 BEST LAP	Ferrari 296 Challenge	3.074
4	151 SPIRIT OF RACING	Ferrari 296 Challenge	4.710
5	117 MM MOTORSPORT	Lamborghini Huracán ST Evo 2	6.642
6	147 CRM COMPETITION	Lamborghini Huracán ST Evo 2	9.176
7	150 SPIRIT OF RACING	Ferrari 296 Challenge	17.538
8	207 INVICTUS	Lamborghini Huracán ST Evo 2	17.860
9	109 ZANASI RACING	Ferrari 296 Challenge	17.970
10	251 CARMINATI ETTORE	Lamborghini Huracán ST Evo 2	18.498
11	212 MRNC12	Ferrari 296 Challenge	20.411
12	288 DL RACING	Lamborghini Huracán ST Evo 2	20.828
13	231 KRYPTON BY DL RACING	Ferrari 296 Challenge	21.462
14	488 APEX COMPETITION	Porsche 911 Cup 992	22.447
15	203 ZANASI RACING	Ferrari 296 Challenge	23.036
16	401 A2 MOTORSPORT	Porsche 911 Cup 992	23.699
17	412 ZRS MOTORSPORT	Porsche 911 Cup 992	24.549
18	571 SP RACING TEAM	Porsche 911 Cup 992	26.322
19	503 EASY RACE	Ferrari 488 Challenge	30.456
20	445 ZRS MOTORSPORT	Porsche 911 Cup 992	30.729
21	221 MRNC12	Ferrari 296 Challenge	31.326
22	431 APEX COMPETITION	Porsche 911 Cup 992	31.744
23	208 VILLORBA CORSE	Lamborghini Huracán ST Evo 2	32.924
24	475 PS PERFORMANCE	Porsche 911 Cup 992	34.680
25	559 RAPTOR ENGINEERING	McLaren Artura Trophv Evo	36.470
26	433 BIRACE MOTORSPORT	Porsche 911 Cup 992	38.080
27	119 ZANASI RACING	Ferrari 296 Challenge	47.841
28	429 BIRACE MOTORSPORT	Porsche 911 Cup 992	49.900
29	211 ZANASI RACING	Ferrari 296 Challenge	56.953
30	112 MRNC12	Ferrari 296 Challenge	1 Lap
31	123 DOUBLE TT RACING	Ferrari 296 Challenge	4 Laps
32	163 DL RACING	Lamborghini Huracán ST Evo 2	7 Laps
33	114 OREGON TEAM	Lamborghini Huracán ST Evo 2	8 Laps
RET	101 BEST LAP	Ferrari 296 Challenge	21 Laps
RET	272 DL RACING	Lamborghini Huracán ST Evo 2	21 Laps
RET	188 SPIRIT OF RACING	Ferrari 296 Challenge	21 Laps
RET	569 RAPTOR ENGINEERING	McLaren Artura Trophv Evo	

SPEED

1	109 ZANASI RACING	Ferrari 296 Challenge	254,1
2	203 ZANASI RACING	Ferrari 296 Challenge	251,2
3	211 ZANASI RACING	Ferrari 296 Challenge	250,6
4	112 MRNC12	Ferrari 296 Challenge	250,0
5	151 SPIRIT OF RACING	Ferrari 296 Challenge	250,0
6	119 ZANASI RACING	Ferrari 296 Challenge	249,4
7	111 BEST LAP	Ferrari 296 Challenge	249,4
8	184 SF SQUADRA CORSE	Lamborghini Huracán ST Evo 2	248,8
9	288 DL RACING	Lamborghini Huracán ST Evo 2	248,8
10	117 MM MOTORSPORT	Lamborghini Huracán ST Evo 2	248,8
11	123 DOUBLE TT RACING	Ferrari 296 Challenge	248,8
12	207 INVICTUS	Lamborghini Huracán ST Evo 2	248,8
13	150 SPIRIT OF RACING	Ferrari 296 Challenge	248,8
14	188 SPIRIT OF RACING	Ferrari 296 Challenge	247,1
15	212 MRNC12	Ferrari 296 Challenge	247,1
16	231 KRYPTON BY DL RACING	Ferrari 296 Challenge	246,6
17	163 DL RACING	Lamborghini Huracán ST Evo 2	246,6
18	221 MRNC12	Ferrari 296 Challenge	246,0
19	106 POLLINI GIACOMO	Lamborghini Huracán ST Evo 2	246,0
20	101 BEST LAP	Ferrari 296 Challenge	245,5
21	251 CARMINATI ETTORE	Lamborghini Huracán ST Evo 2	245,5
22	114 OREGON TEAM	Lamborghini Huracán ST Evo 2	245,5
23	147 CRM COMPETITION	Lamborghini Huracán ST Evo 2	244,9
24	272 DL RACING	Lamborghini Huracán ST Evo 2	242,7
25	208 VILLORBA CORSE	Lamborghini Huracán ST Evo 2	242,7
26	503 EASY RACE	Ferrari 488 Challenge	241,1
27	571 SP RACING TEAM	Porsche 911 Cup 992	239,5
28	559 RAPTOR ENGINEERING	McLaren Artura Trophy Evo	238,4
29	433 BIRACE MOTORSPORT	Porsche 911 Cup 992	237,9
30	431 APEX COMPETITION	Porsche 911 Cup 992	237,4
31	412 ZRS MOTORSPORT	Porsche 911 Cup 992	236,8
32	445 ZRS MOTORSPORT	Porsche 911 Cup 992	236,8
33	488 APEX COMPETITION	Porsche 911 Cup 992	236,3
34	429 BIRACE MOTORSPORT	Porsche 911 Cup 992	236,3
35	401 A2 MOTORSPORT	Porsche 911 Cup 992	235,3
36	475 PS PERFORMANCE	Porsche 911 Cup 992	234,8

SEG. 1

1	106 POLLINI GIACOMO	12.153
2	112 MRNC12	12.319
3	151 SPIRIT OF RACING	12.322
4	184 SF SQUADRA CORSE	12.367
5	288 DL RACING	12.371
6	123 DOUBLE TT RACING	12.385
7	109 ZANASI RACING	12.405
8	117 MM MOTORSPORT	12.441
9	208 VILLORBA CORSE	12.445
10	211 ZANASI RACING	12.451
11	111 BEST LAP	12.460
12	114 OREGON TEAM	12.474
13	101 BEST LAP	12.533
14	163 DL RACING	12.544
15	203 ZANASI RACING	12.565
16	150 SPIRIT OF RACING	12.570
17	212 MRNC12	12.600
18	488 APEX COMPETITION	12.610
19	231 KRYPTON BY DL RACI	12.612
20	412 ZRS MOTORSPORT	12.633
21	559 RAPTOR ENGINEERIN	12.640
22	221 MRNC12	12.640
23	429 BIRACE MOTORSPORT	12.646
24	431 APEX COMPETITION	12.663
25	119 ZANASI RACING	12.663
26	147 CRM COMPETITION	12.683
27	207 INVICTUS	12.693
28	401 A2 MOTORSPORT	12.720
29	251 CARMINATI ETTORE	12.725
30	433 BIRACE MOTORSPORT	12.752
31	475 PS PERFORMANCE	12.759
32	503 EASY RACE	12.761
33	272 DL RACING	12.837
34	571 SP RACING TEAM	12.917
35	445 ZRS MOTORSPORT	12.939
36	188 SPIRIT OF RACING	13.486
37	569 RAPTOR ENGINEERIN	59.750

SEG. 2

1	163 DL RACING	32.241
2	184 SF SQUADRA CORSE	32.311
3	106 POLLINI GIACOMO	32.334
4	112 MRNC12	32.405
5	151 SPIRIT OF RACING	32.453
6	111 BEST LAP	32.475
7	117 MM MOTORSPORT	32.563
8	123 DOUBLE TT RACING	32.574
9	109 ZANASI RACING	32.593
10	288 DL RACING	32.633
11	114 OREGON TEAM	32.695
12	211 ZANASI RACING	32.744
13	101 BEST LAP	32.779
14	212 MRNC12	32.796
15	208 VILLORBA CORSE	32.825
16	147 CRM COMPETITION	32.835
17	150 SPIRIT OF RACING	32.886
18	119 ZANASI RACING	32.941
19	221 MRNC12	32.995
20	272 DL RACING	33.040
21	251 CARMINATI ETTORE	33.040
22	207 INVICTUS	33.061
23	488 APEX COMPETITION	33.108
24	231 KRYPTON BY DL RACI	33.119
25	429 BIRACE MOTORSPORT	33.170
26	203 ZANASI RACING	33.318
27	571 SP RACING TEAM	33.347
28	433 BIRACE MOTORSPORT	33.380
29	503 EASY RACE	33.473
30	412 ZRS MOTORSPORT	33.517
31	559 RAPTOR ENGINEERIN	33.530
32	401 A2 MOTORSPORT	33.543
33	445 ZRS MOTORSPORT	33.638
34	431 APEX COMPETITION	33.646
35	475 PS PERFORMANCE	33.699
36	188 SPIRIT OF RACING	34.211

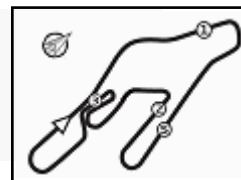
SEG. 3

1	184 SF SQUADRA CORSE	28.549
2	106 POLLINI GIACOMO	28.625
3	111 BEST LAP	28.723
4	114 OREGON TEAM	28.769
5	151 SPIRIT OF RACING	28.775
6	123 DOUBLE TT RACING	28.871
7	163 DL RACING	28.814
8	117 MM MOTORSPORT	28.847
9	109 ZANASI RACING	28.890
10	488 APEX COMPETITION	28.956
11	212 MRNC12	28.970
12	112 MRNC12	28.987
13	288 DL RACING	29.017
14	208 VILLORBA CORSE	29.021
15	147 CRM COMPETITION	29.098
16	429 BIRACE MOTORSPORT	29.108
17	251 CARMINATI ETTORE	29.165
18	445 ZRS MOTORSPORT	29.178
19	211 ZANASI RACING	29.184
20	207 INVICTUS	29.199
21	150 SPIRIT OF RACING	29.222
22	433 BIRACE MOTORSPORT	29.322
23	412 ZRS MOTORSPORT	29.329
24	119 ZANASI RACING	29.334
25	401 A2 MOTORSPORT	29.337
26	231 KRYPTON BY DL RACI	29.383
27	571 SP RACING TEAM	29.485
28	101 BEST LAP	29.487
29	503 EASY RACE	29.492
30	431 APEX COMPETITION	29.574
31	221 MRNC12	29.600
32	559 RAPTOR ENGINEERIN	29.731
33	475 PS PERFORMANCE	29.744
34	203 ZANASI RACING	30.055
35	272 DL RACING	30.479
36	188 SPIRIT OF RACING	31.559

SEG. 4

1	184 SF SQUADRA CORSE	20.503
2	106 POLLINI GIACOMO	20.595
3	163 DL RACING	20.652
4	288 DL RACING	20.818
5	123 DOUBLE TT RACING	20.854
6	151 SPIRIT OF RACING	20.858
7	488 APEX COMPETITION	20.955
8	109 ZANASI RACING	20.955
9	111 BEST LAP	20.959
10	117 MM MOTORSPORT	20.977
11	112 MRNC12	20.981
12	211 ZANASI RACING	20.998
13	571 SP RACING TEAM	21.018
14	429 BIRACE MOTORSPORT	21.023
15	119 ZANASI RACING	21.029
16	208 VILLORBA CORSE	21.061
17	101 BEST LAP	21.074
18	251 CARMINATI ETTORE	21.089
19	150 SPIRIT OF RACING	21.108
20	231 KRYPTON BY DL RACI	21.110
21	401 A2 MOTORSPORT	21.120
22	114 OREGON TEAM	21.140
23	433 BIRACE MOTORSPORT	21.140
24	212 MRNC12	21.159
25	147 CRM COMPETITION	21.169
26	203 ZANASI RACING	21.174
27	207 INVICTUS	21.223
28	445 ZRS MOTORSPORT	21.248
29	412 ZRS MOTORSPORT	21.257
30	431 APEX COMPETITION	21.272
31	475 PS PERFORMANCE	21.373
32	221 MRNC12	21.430
33	503 EASY RACE	21.436
34	559 RAPTOR ENGINEERIN	21.468
35	188 SPIRIT OF RACING	21.733
36	272 DL RACING	21.771





ACI Racing Weekend Vallelunga, 23-24 Maggio 2026

Campionato Italiano GT Sprint GTCup - Analisi Tempi Race 1

Vallelunga 4.085 m

Start at 14:02'49.709

1 / 8

101 Best Lap (1'51.233)

Lap	Seg.1	Seg.2	Seg.3	Seg.4	Lap Time	km/h	Local Time
Vito Postiglione							
1			29.487	21.074	1'43.110	245,5	14:04'32.819
2	12.577	32.779	32.456	33.421	1'51.233	244,9	14:06'24.052
3	26.945	1'11.579	46.118	30.377	2'55.019	86,9	14:09'19.071
4	20.695	46.786	46.570	23.753	2'17.804	158,4	14:11'36.875
Race Time 8'47.166							

Race Time 51'54.716

106 Pollini Giacomo (1'33.786)

Lap	Seg.1	Seg.2	Seg.3	Seg.4	Lap Time	km/h	Local Time
Giacomo Pollini							
1			28.714	20.629	1'39.456	244,3	14:04'29.165
2	12.226	33.075	31.406	32.227	1'48.934	244,3	14:06'18.099
3	27.470	1'10.911	45.488	31.398	2'55.267	93,2	14:09'13.366
4	21.242	46.108	48.777	25.030	2'21.157	182,7	14:11'34.523
5	12.534	32.616	28.778	26.332	1'40.260	243,8	14:13'14.783
6	27.019	1'05.871	40.788	29.640	2'43.318	114,0	14:15'58.101
7	19.636	43.521	46.174	33.663	2'22.994	184,0	14:18'21.095
8	12.707	32.625	28.702	20.595	1'34.629	242,7	14:19'55.724
9	12.153	32.334	28.625	20.674	1'33.786	244,3	14:21'29.510
10	12.216	32.632	28.747	20.835	1'34.430	246,0	14:23'03.940
11	12.252	32.765	29.117	21.108	1'35.242	246,0	14:24'39.182
12	12.269	32.773	28.909	21.112	1'35.063	245,5	14:26'14.245
13	12.193	32.508	28.770	20.883	1'34.354	244,9	14:27'48.599
14	12.170	32.489	28.703	1'34.752	2'48.114P	244,3	14:30'36.713
Matteo Pollini							
15	16.861	33.110	28.928	21.042	1'39.941P	240,5	14:32'16.654
16	12.740	32.684	30.040	21.007	1'36.471	243,8	14:33'53.125
17	12.618	32.621	28.998	20.991	1'35.228	242,7	14:35'28.353
18	12.634	32.629	30.110	33.500	1'48.873	243,8	14:37'17.226
19	52.670	1'33.612	1'03.072	53.926	4'23.280	62,0	14:41'40.506
20	56.775	54.157	45.886	34.048	3'10.866	129,8	14:44'51.372
21	34.289	50.355	38.799	28.193	2'31.636	156,3	14:47'23.008
22	20.343	48.422	44.790	24.392	2'17.947	193,9	14:49'40.955
23	13.021	32.968	29.127	21.005	1'36.121	244,9	14:51'17.076
24	12.614	32.699	29.072	21.077	1'35.462	243,8	14:52'52.538
25	12.631	32.994	29.421	21.026	1'36.072	243,2	14:54'28.610
Race Time 51'38.901							

109 Zanasi Racing (1'34.915)

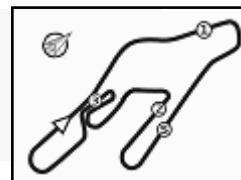
Lap	Seg.1	Seg.2	Seg.3	Seg.4	Lap Time	km/h	Local Time
Tommaso Lovati							
1		35.356	29.697	21.148	1'45.413	239,5	14:04'35.122
2	12.602	33.307	31.346	32.896	1'50.151	247,7	14:06'25.273
3	27.089	1'11.979	45.500	30.222	2'54.790	90,7	14:09'20.063
4	21.517	46.564	46.233	23.898	2'18.212	177,6	14:11'38.275
5	12.655	33.080	28.890	26.212	1'40.837	248,8	14:13'19.112
6	28.044	1'06.892	39.276	29.622	2'43.834	107,4	14:16'02.946
7	20.840	43.131	44.506	31.282	2'19.759	197,8	14:18'22.705
8	12.981	33.699	29.797	21.156	1'37.633	251,2	14:20'00.338
9	12.507	32.760	28.943	21.030	1'35.240	250,6	14:21'35.578
10	12.417	32.593	28.950	20.955	1'34.915	254,1	14:23'10.493
11	12.405	32.771	29.441	21.220	1'35.837	253,5	14:24'46.330
12	12.470	32.632	29.373	21.065	1'35.540	252,3	14:26'21.870
13	12.600	33.513	30.445	1'56.739	3'13.297P	252,3	14:29'35.167
Andrea Fontana							
14	16.015	32.695	29.328	21.144	1'39.182P	252,3	14:31'14.349
15	12.786			21.110	1'36.138	244,9	14:32'50.487
16	12.652	32.668	29.822	21.305	1'36.447	249,4	14:34'26.934
17	12.591	33.049	29.752	21.373	1'36.765	253,5	14:36'03.699
18	12.966	37.371	32.387	22.458	1'45.182	180,0	14:37'48.881
19	47.744	1'21.889	1'02.627	53.303	4'05.563	65,3	14:41'54.444
20	1'02.064	49.360	44.034	35.587	3'11.045	104,4	14:45'05.489
21	35.417	49.943	37.714	27.102	2'30.176	101,5	14:47'35.665
22	20.193	48.277	44.543	22.904	2'15.917	150,6	14:49'51.582
23	13.055	34.581	29.657	21.232	1'38.525	246,6	14:51'30.107
24	13.115	32.686	29.401	20.974	1'36.176	247,7	14:53'06.283
25	12.634			21.684	1'38.142	253,5	14:54'44.425

111 Best Lap (1'34.894)

Lap	Seg.1	Seg.2	Seg.3	Seg.4	Lap Time	km/h	Local Time
Alex Frassinetti							
1			34.773	29.899	20.968	1'45.886	243,8
2	12.553	33.243	31.587	33.093	1'50.476	246,0	14:06'26.071
3	27.511	1'11.451	45.528	30.080	2'54.570	85,9	14:09'20.641
4	21.738	46.784	45.707	23.638	2'17.867	175,6	14:11'38.508
5	12.701	33.627	29.125	27.168	1'42.621	244,9	14:13'21.129
6	27.561	1'07.644	38.865	29.629	2'43.699	102,6	14:16'04.828
7	20.455	43.246	43.987	30.803	2'18.491	198,9	14:18'23.319
8	12.880	33.667	29.778	21.209	1'37.534	245,5	14:20'00.853
9	12.691	32.788	28.723	21.084	1'35.286	247,7	14:21'36.139
10	12.543	32.491	28.901	20.959	1'34.894	248,8	14:23'11.033
11	12.496	32.551	29.195	21.602	1'35.844	249,4	14:24'46.877
12	12.599	32.475	29.144	21.116	1'35.334	247,7	14:26'22.211
13	12.632	33.364	29.871	21.036	1'36.903	246,0	14:27'59.114
14	12.508	32.791	29.044	21.051	1'35.394	247,1	14:29'34.508
15	12.472	32.691	28.826	21.168	1'35.157	246,6	14:31'09.665
16	12.460	32.654	29.485	1'28.960	2'43.559P	247,7	14:33'53.224
Lorenzo Pegoraro							
17	16.002	33.672	29.585	21.067	1'40.326P	246,6	14:35'33.550
18	12.572	33.000	30.583	28.900	1'45.055	246,0	14:37'18.605
19	53.322	1'32.981	1'03.174	53.890	4'23.367	50,3	14:41'41.972
20	58.142	52.945	46.193	33.711	3'10.991	118,3	14:44'52.963
21	34.314	50.485	38.521	28.399	2'31.719	122,3	14:47'24.682
22	20.349	48.396	44.212	23.949	2'16.906	194,6	14:49'41.588
23	12.780	32.973	29.222	21.121	1'36.096	247,1	14:51'17.684
24	12.582	32.846	29.282	21.190	1'35.900	248,3	14:52'53.584
25	12.630	32.819	29.197	21.140	1'35.786	247,7	14:54'29.370
Race Time 51'39.661 + 0.159Pen							

112 MRNC12 (1'34.907)

Lap	Seg.1	Seg.2	Seg.3	Seg.4	Lap Time	km/h	Local Time
Filippo Croccolino							
1			33.313	29.204	20.996	1'42.077	246,0
2	12.394	32.771	31.892	32.275	1'49.332	245,5	14:06'21.118
3	28.426	1'11.032	45.983	30.663	2'56.104	99,2	14:09'17.222
4	20.203	47.793	46.667	24.153	2'18.816	183,4	14:11'36.038
5	12.879	33.635	29.469	26.392	1'42.375	243,8	14:13'18.413
6	27.843	1'06.665	39.625	29.489	2'43.622	108,4	14:16'02.035
7	21.267	42.808	44.707	31.574	2'20.356	170,1	14:18'22.391
8	13.068	33.358	29.611	21.088	1'37.125	244,9	14:19'59.516
9	12.513	32.490	29.258	21.197	1'35.458	247,7	14:21'34.974
10	12.443	32.405	28.987	21.072	1'34.907	248,3	14:23'09.881
11	12.455	32.689	29.375	21.044	1'35.563	250,0	14:24'45.444
12	12.600	32.688	29.024	20.981	1'35.293	250,0	14:26'20.737
13	12.616	32.744	29.241	21.079	1'35.680	246,6	14:27'56.417
14	12.538	32.678	29.455	21.030	1'35.701	247,1	14:29'32.118
15	12.670	33.004	29.466	21.189	1'36.329	246,6	14:31'08.447
16	12.319	33.013	29.191	1'29.133	2'43.656P	246,6	14:33'52.103
Riccardo Panicià							
17	16.767	32.750	29.820	21.231	1'40.568P	247,1	14:35'32.671
18	12.684	32.863	30.525	29.437	1'45.509	245,5	14:37'18.180
19	52.485	1'33.430	1'03.150	54.140	4'23.205	62,3	14:41'41.385
20	56.684	54.104	45.854	33.890	3'10.532	104,9	14:44'51.917
21	34.320	50.595	38.754	28.055	2'31.724	140,8	14:47'23.641
22	20.905	48.051	44.477	1'51.962	3'45.395P	171,2	14:51'09.036
23	16.463	33.373	29.685	21.167	1'4		



ACI Racing Weekend Vallelunga, 23-24 Maggio 2026

Campionato Italiano GT Sprint GTCup - Analisi Tempi Race 1

Vallelunga 4.085 m

Start at 14:02'49.709

2 / 8

5	12.709	33.907	29.025	26.876	1'42.517	234,8	14:13'20.483	20	1'07.754	41.829	43.961	36.458	3'10.002	179,4	14:45'22.866
6	27.459	1'07.149	39.305	29.212	2'43.125	109,4	14:16'03.608	21	39.591	49.629	31.914	27.589	2'28.723	86,9	14:47'51.589
7	21.014	42.977	44.449	31.113	2'19.553	200,7	14:18'23.161	22	19.728	46.324	41.839	22.983	2'10.874	121,3	14:50'02.463
8	12.911	33.502	29.796	21.231	1'37.440	243,2	14:20'00.601	23	13.727	46.261	34.015	21.790	1'55.793	248,8	14:51'58.256
9	12.638	32.985	29.220	21.253	1'36.096	244,3	14:21'36.697	24	12.977	33.364	29.364	21.674	1'37.379	248,8	14:53'35.635
10	12.635	32.835	28.769	21.140	1'35.379	244,9	14:23'12.076	25	12.981	33.411	29.792	22.477	1'38.661	248,3	14:55'14.296
11	12.546	32.695	28.818	21.398	1'35.457	244,9	14:24'47.533								Race Time 52'24.587
12	12.623	32.858	29.070	21.265	1'35.816	245,5	14:26'23.349								
13	12.585	33.241	29.255	21.500	1'36.581	242,7	14:27'59.930								
14	12.701	33.282	29.008	21.312	1'36.303	243,8	14:29'36.233								
15	12.688	33.470	29.265	1'42.346	2'57.769P	244,9	14:32'34.002								

123 Double TT Racing (1'34.758)

Lap	Seg.1	Seg.2	Seg.3	Seg.4	Lap Time	km/h	Local Time
Giancarlo Fisichella							
1		33.078	29.108	20.854	1'41.500	246,6	14:04'31.209
2	12.564	32.589	31.534	32.091	1'48.778	246,0	14:06'19.987
3	28.375	1'10.976	45.750	31.024	2'56.125	92,7	14:09'16.112
4	20.212	47.277	47.642	24.487	2'19.618	144,6	14:11'35.730
5	12.920	32.794	29.373	25.926	1'41.013	247,7	14:13'16.743
6	27.424	1'06.390	40.453	29.549	2'43.816	106,2	14:16'00.559
7	19.879	43.475	45.353	32.625	2'21.332	190,1	14:18'21.891
8	12.876	32.618	29.032	21.038	1'35.564	247,1	14:19'57.455
9	12.436	32.628	28.781	20.913	1'34.758	247,7	14:21'32.213
10	12.388	32.625	29.000	21.210	1'35.223	247,7	14:23'07.436
11	12.462	32.680	29.006	21.068	1'35.216	247,7	14:24'42.652
12	12.420	32.574	28.979	20.970	1'34.943	248,8	14:26'17.595
13	12.385	32.822	29.111	21.152	1'35.470	246,6	14:27'53.065
14	12.632	33.129	29.387	20.948	1'36.096	244,9	14:29'29.161
15	12.569	32.897	29.099	1'25.441	2'40.006P	248,3	14:32'09.167
Davide Roda							
16	16.063	33.020	41.980	21.899	1'52.962P	244,3	14:34'02.129
17	12.832	33.716	40.613	21.599	1'48.760	244,3	14:35'50.889
18	13.820	34.562	35.171	24.151	1'47.704	244,9	14:37'38.593
19	39.870	1'29.560	1'02.790	53.557	4'05.777	62,5	14:41'44.370
20	58.676	53.316	45.409	33.409	3'10.810	95,4	14:44'55.180
21	35.337	50.834	39.189	27.082	2'32.442	155,0	14:47'27.622
							Race Time 44'37.913

117 MM Motorsport (1'35.191)

Lap	Seg.1	Seg.2	Seg.3	Seg.4	Lap Time	km/h	Local Time
Leonardo Arduini							
1		33.312	28.847	20.977	1'40.926	244,3	14:04'30.635
2	12.521	32.795	31.385	32.024	1'48.725	247,1	14:06'19.360
3	28.220	1'10.492	46.144	30.853	2'55.709	105,8	14:09'15.069
4	20.541	46.692	48.170	25.100	2'20.503	212,2	14:11'35.572
5	12.771	32.841	28.974	25.803	1'40.389	246,0	14:13'15.961
6	27.255	1'06.372	40.812	29.428	2'43.867	117,1	14:15'59.828
7	19.799	43.265	45.544	33.383	2'21.991	215,1	14:18'21.819
8	13.344	33.222	29.074	21.038	1'36.678	246,6	14:19'58.497
9	12.441	32.663	29.032	21.055	1'35.191	246,6	14:21'33.688
10	12.500	32.852	28.913	21.119	1'35.384	247,7	14:23'09.072
11	12.582	32.693	29.157	21.203	1'35.635	247,7	14:24'44.707
12	12.564	32.563	29.098	21.173	1'35.398	248,3	14:26'20.105
13	12.545	32.756	28.943	21.235	1'35.479	247,1	14:27'55.584
14	12.678	32.812	29.059	21.292	1'35.841	246,6	14:29'31.425
15	12.600	32.881	29.494	1'29.625	2'44.600P	246,6	14:32'16.025
Michal Bartoszuk							
16	17.011	33.485	29.440	21.221	1'41.157P	246,0	14:33'57.182
17	12.701	33.095	29.897	21.455	1'37.148	248,8	14:35'34.330
18	12.720	33.871	30.852	28.199	1'45.642	247,7	14:37'19.972
19	55.481	1'31.318	1'03.038	53.472	4'23.309	64,0	14:41'43.281
20	58.522	52.915	46.063	33.094	3'10.594	113,3	14:44'53.875
21	35.440	50.526	38.070	27.790	2'31.826	159,8	14:47'25.701
22	21.364	48.153	43.758	23.905	2'17.180	175,3	14:49'42.881
23	12.794	33.180	29.670	21.377	1'37.021	248,8	14:51'19.902
24	12.676	33.199	29.409	21.205	1'36.489	248,8	14:52'56.391
25	12.742	33.390	29.146	21.428	1'36.706	247,7	14:54'33.097
							Race Time 51'43.388

147 CRM Competition (1'36.012)

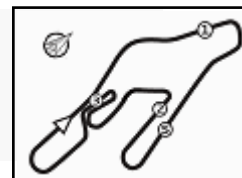
Lap	Seg.1	Seg.2	Seg.3	Seg.4	Lap Time	km/h	Local Time
Riccardo Tucci							
1		36.187	30.921	21.594	1'48.221	236,8	14:04'37.930
2	13.290	33.746	32.873	32.550	1'52.459	241,6	14:06'30.389
3	26.856	1'11.509	45.915	29.464	2'53.744	79,8	14:09'24.133
4	20.994	47.095	45.191	26.197	2'19.477	159,8	14:11'43.610
5	13.788	34.820	32.481	24.010	1'45.099	235,8	14:13'28.709
6	23.988	1'07.455	38.559	30.091	2'40.093	103,1	14:16'08.802
7	19.935	43.959	43.119	31.110	2'18.123	150,8	14:18'26.925
8	12.865	33.419	29.515	21.487	1'37.286	240,5	14:20'04.211
9	12.683	32.872	29.361	21.269	1'36.185	241,6	14:21'40.396
10	12.762	33.083	29.206	21.178	1'36.229	241,6	14:23'16.625
11	12.803	32.845	29.222	21.310	1'36.180	243,8	14:24'52.805
12	12.811	32.934	29.098	21.169	1'36.012	243,2	14:26'28.817
13	12.718	32.895	29.320	21.413	1'36.346	242,7	14:28'05.163
14	13.080	33.197	29.343	1'36.348	2'51.968P	241,6	14:30'57.131
15	16.282	32.989	29.267	21.216	1'39.754P	241,6	14:32'36.885
16	12.786	32.835	29.212	21.341	1'36.174	243,8	14:34'13.059
17	12.765	33.004	30.657	21.726	1'38.152	243,8	14:35'51.211
18	14.002	34.774	35.004	24.394	1'48.174	241,6	14:37'39.385
19	40.483	1'28.951	1'03.036	53.384	4'05.854	70,4	14:41'45.239
20	59.099	52.683	45.618	33.307	3'10.707	112,3	14:44'55.946
21	35.115	51.087	38.875	27.072	2'32.149	124,9	14:47'28.095
22	20.415	48.222	43.804	23.680	2'16.121	138,3	14:49'44.216
23	13.099	33.034	29.945	21.398	1'37.476	241,6	14:51'21.692
24	12.962	33.182	29.661	21.344	1'37.149	242,7	14:52'58.841
25	12.913	33.084	29.437	21.356	1'36.790	244,9	14:54'35.631
							Race Time 51'45.922

119 Zanasi Racing (1'36.981)

Lap	Seg.1	Seg.2	Seg.3	Seg.4	Lap Time	km/h	Local Time
Matteo Sartori							
1		30.606	21.540	1'56.680	232,8	14:04'46.389	
2	12.907	33.729	39.112	29.246	1'54.994	249,4	14:06'41.383
3	31.214	1'14.146	41.648	29.471	2'56.479	95,8	14:09'37.862
4	20.161	51.902	38.079	21.358	2'11.500	69,6	14:11'49.362
5	13.144	33.947	39.885	23.859	1'50.835	248,8	14:13'40.197
6	21.688	1'08.013	37.515	29.504	2'36.720	97,1	14:16'16.917
7	21.002	45.089	39.580	30.454	2'16.125	115,5	14:18'33.042
8	12.786	33.224	30.452	21.029	1'37.491	247,7	14:20'10.533
9	12.863	33.131	32.210	21.222	1'39.426	249,4	14:21'49.959
10	12.663	32.969	30.457	21.193	1'37.282	248,8	14:23'27.241
11	12.701	33.867	29.773	21.509	1'37.850		14:25'05.091
12	13.091	33.402	29.784	1'32.824	2'49.101P	248,8	14:27'54.192
Mattia Simonini							
13	19.992	33.708	29.334	21.839	1'44.873P	246,6	14:29'39.065
14	13.119	32.941	29.495	21.492	1'37.047	248,8	14:31'16.112
15	12.966	33.047	29.548	21.420	1'36.981	248,3	14:32'53.093
16	13.101	34.115	30.407	21.597	1'39.220	247,1	14:34'32.313
17	13.579	34.196	30.725	37.689	1'56.189P	246,0	14:36'28.502
18	18.502	47.116	34.449	23.310	2'03.377P	165,9	14:38'31.879
19	32.358	1'13.184	1'01.165	54.278	3'40.985	84,0	14:42'12.864

150 Spirit of Racing (1'35.960)

Lap	Seg.1	Seg.2	Seg.3	Seg.4	Lap Time	km/h	Local Time
Eduardo Borelli							
1			31.701	21.676	1'51.941	239,5	14:04'41.650
2	13.167	34.127	34.731	32.121	1'54.146	246,6	14:06'35.796



ACI Racing Weekend Vallelunga, 23-24 Maggio 2026

Campionato Italiano GT Sprint GTCup - Analisi Tempi Race 1

Vallelunga 4.085 m

Start at 14:02'49.709

3 / 8

3	28.011	1'13.417	43.021	29.596	2'54.045	72,4	14:09'29.841	10	12.718	32.780	29.385	23.329	1'38.212	244,9	14:36'38.055
4	20.667	48.199	42.528	23.428	2'14.822	133,7	14:11'44.663	11	24.260	38.744	31.690	23.151	1'57.845	237,4	14:38'35.900
5	13.487	34.555	33.265	24.989	1'46.296	247,7	14:13'30.959	12	29.178	1'15.241	1'01.026	53.699	3'39.144	87,6	14:42'15.044
6	23.096	1'07.209	38.422	30.083	2'38.810	96,9	14:16'09.769	13	1'07.710	41.197	43.411	38.093	3'10.411	202,2	14:45'25.455
7	19.976	44.180	42.380	31.063	2'17.599	130,8	14:18'27.368	14	38.970	48.678	31.869	27.282	2'26.799	113,8	14:47'52.254
8	12.729	33.756	29.642	21.121	1'37.248	246,0	14:20'04.616	15	20.004	46.718	41.737	22.104	2'10.563	111,2	14:50'02.817
9	12.570	33.301	29.307	21.146	1'36.324	246,0	14:21'40.940	16	13.852	34.653	29.919	21.259	1'39.683	233,8	14:51'42.500
10	12.606	33.220	29.350	21.133	1'36.309	247,7	14:23'17.249	17	12.866	33.161	30.044	21.354	1'37.425	241,6	14:53'19.925
11	12.613	33.104	29.260	21.182	1'36.159	247,7	14:24'53.408	18	13.176	34.714	30.360	21.558	1'39.808	239,5	14:54'59.733
12	12.602	33.028	29.222	21.108	1'35.960	248,3	14:26'29.368								
13	13.123	33.114	29.494	21.163	1'36.894	248,8	14:28'06.262								
14	12.627	33.771	29.592	21.224	1'37.214	246,0	14:29'43.476								
15	12.591	32.886	29.358	21.144	1'35.979	246,6	14:31'19.455								
16	12.839	33.233	29.604	1'28.695	2'44.371P	248,3	14:34'03.826								

184 SF Squadra Corse (1'34.042)

Lap	Seg.1	Seg.2	Seg.3	Seg.4	Lap Time	km/h	Local Time
Pietro Alessi							
1					28.930	20.503	1'38.954
2	12.421	32.913	31.117	32.417	1'48.868	246,6	14:06'17.531
3	27.248	1'10.731	45.750	31.155	2'54.884	102,2	14:09'12.415
4	21.712	45.868	49.004	25.064	2'21.648	183,4	14:11'34.063
5	12.629	32.388	28.775	26.363	1'40.155	246,0	14:13'14.218
6	26.938	1'05.576	41.145	29.500	2'43.159	116,4	14:15'57.377
7	19.726	43.367	46.515	33.618	2'23.226	178,5	14:18'20.603
8	12.761	32.419	28.549	20.589	1'34.318	246,6	14:19'54.921
9	12.367	32.311	28.737	20.627	1'34.042	246,6	14:21'28.963
10	12.394	32.505	28.591	20.854	1'34.344	246,6	14:23'03.307
11	12.515	32.836	28.998	21.091	1'35.440	248,8	14:24'38.747
12	12.460	32.761	29.773	20.915	1'35.909	246,6	14:26'14.656
13	12.443	32.574	28.973	20.987	1'34.977	247,1	14:27'49.633
14	12.564	32.968	28.960	1'30.824	2'45.316P	246,0	14:30'34.949

151 Spirit of Racing (1'34.494)

Lap	Seg.1	Seg.2	Seg.3	Seg.4	Lap Time	km/h	Local Time
Diego Di Fabio							
1		33.091	28.820	20.974	1'40.468	244,3	14:04'30.177
2	12.361	32.654	31.479	32.043	1'48.537	246,0	14:06'18.714
3	27.980	1'10.481	46.108	31.329	2'55.898	116,9	14:09'14.612
4	20.559	46.413	48.310	25.205	2'20.487	212,6	14:11'35.099
5	12.600	32.739	28.775	26.100	1'40.214	246,0	14:13'15.313
6	27.301	1'06.235	40.653	29.468	2'43.657	113,6	14:15'58.970
7	19.737	43.456	45.642	33.396	2'22.231	211,4	14:18'21.201
8	12.860	32.902	28.814	20.858	1'35.434	246,0	14:19'56.635
9	12.322	32.453	28.842	20.877	1'34.494	247,7	14:21'31.129
10	12.390	32.497	28.922	20.975	1'34.784	248,3	14:23'05.923
11	12.396	32.536	29.119	20.991	1'35.042	248,8	14:24'40.955
12	12.398	32.575	28.970	21.082	1'35.025	250,0	14:26'15.980
13	12.520	32.925	29.157	1'37.329	2'51.931P	248,3	14:29'07.911

188 Spirit of Racing (1'53.564)

Lap	Seg.1	Seg.2	Seg.3	Seg.4	Lap Time	km/h	Local Time
Joshua Rowledge							
1		35.947	31.559	21.733	1'51.127	234,8	14:04'40.836
2	13.486	34.211	33.441	32.426	1'53.564	247,1	14:06'34.400
3	27.919	1'13.767	43.333	29.191	2'54.210	88,7	14:09'28.610
4	20.705	47.532	43.856	23.347	2'15.440	136,2	14:11'44.050

203 Zanasi Racing (1'35.868)

Lap	Seg.1	Seg.2	Seg.3	Seg.4	Lap Time	km/h	Local Time
Giacomo Ghermandi							
1		36.004	30.939	21.705	1'48.697	244,9	14:04'38.406
2	13.445		33.364	1'53.818	250,0	14:06'32.224	
3	26.907	1'11.029	45.969	29.383	2'53.288	89,5	14:09'25.512
4	20.562	47.633	44.318	25.646	2'18.159	156,1	14:11'43.671
5	13.807	34.178	32.532	23.998	1'44.515		14:13'28.186
6	23.928	1'07.358	38.665	30.339	2'40.290	97,5	14:16'08.476
7	19.835	43.926	43.019	31.163	2'17.943	154,5	14:18'26.419
8	12.928		21.441	1'37.074	248,3	14:20'03.493	
9	12.595		21.428	1'36.187	250,0	14:21'39.680	
10	12.589		21.343	1'35.868	249,4	14:23'15.548	
11	12.687		1'51.409	3'06.373P	251,2	14:26'21.921	
Vittoria Piria							
12	16.848		21.274	1'40.530P	248,8	14:28'02.451	
13	12.565		21.536	1'36.845	247,7	14:29'39.296	
14	13.055		21.222	1'37.271	251,2	14:31'16.567	
15	12.778		21.218	1'36.833	247,7	14:32'53.400	

163 DL Racing (1'34.441)

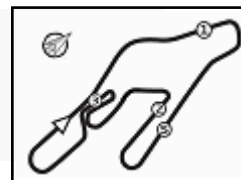
Lap	Seg.1	Seg.2	Seg.3	Seg.4	Lap Time	km/h	Local Time
Pietro Agoglia							
1		35.685	30.529	22.394	1'49.237	242,7	14:04'38.946
2	13.126	33.678	33.483	32.002	1'52.289	243,8	14:06'31.235
3	26.784	1'15.608	43.025	14'54.062	17'19.479P	81,7	14:23'50.714
4	17.673	34.428	29.471	20.964	1'42.536P	239,5	14:25'33.250
5	12.552	32.473	28.814	1'47.398	3'01.237P	246,6	14:28'34.487
Mattia Bucci							
6	17.423	33.102	29.166	21.180	1'40.871P	243,8	14:30'15.358
7	12.980	32.346	29.161	20.741	1'35.228	244,9	14:31'50.586
8	12.666	32.241	28.882	20.652	1'34.441	244,9	14:33'25.027
9	12.544	32.348	28.992	20.932	1'34.816	243,8	14:34'59.843

23/05/2026

P = Pits In/Out - C = Lap Time Cancelled

Powered by FICR PERUGIA TIMING





ACI Racing Weekend Vallelunga, 23-24 Maggio 2026

Campionato Italiano GT Sprint GTCup - Analisi Tempi Race 1

Vallelunga 4.085 m

Start at 14:02'49.709

4 / 8

16	13.095	34.411	31.297	21.174	1'39.977	247,1	14:34'33.377	24	13.324	33.809	30.142	21.630	1'38.905	239,5	14:53'19.663
17	12.712			21.405	1'38.235	250,0	14:36'11.612	25	13.209	34.581	30.186	21.740	1'39.716	237,4	14:54'59.379
18	13.919	49.165	34.539	22.341	1'59.964	105,8	14:38'11.576								Race Time 52'09.670
19	34.460			52.335	3'48.445	63,8	14:42'00.021								
20	1'02.542	48.794	44.607	37.072	3'13.015	110,3	14:45'13.036								
21	36.309	50.316	33.383	27.576	2'27.584	96,2	14:47'40.620								
22	21.509	46.506	42.941	22.286	2'13.242	172,8	14:49'53.862								
23	14.171			21.361	1'40.157	250,0	14:51'34.019								
24	12.900			21.411	1'37.743	237,9	14:53'11.762								
25	12.867	33.318	30.055	21.489	1'37.729	251,2	14:54'49.491								
							Race Time 51'59.782								

211 Zanasi Racing (1'35.578)

Lap	Seg.1	Seg.2	Seg.3	Seg.4	Lap Time	km/h	Local Time
Victor Briselli							
1		35.688	30.687	22.506	1'47.833	240,5	14:04'37.542
2	12.909	33.508	31.882	32.432	1'50.731	247,1	14:06'28.273
3	27.131	1'11.612	45.570	29.611	2'53.924	82,3	14:09'22.197
4	21.432	47.184	45.312	27.110	2'21.038	138,5	14:11'43.235
5	13.820	33.550	29.388	23.873	1'40.631	245,5	14:13'23.866
6	26.305	1'07.314	38.771	30.044	2'42.434	97,6	14:16'06.300
7	20.075	43.131	44.027	31.117	2'18.350	170,3	14:18'24.650
8	13.426	35.735	30.225	22.430	1'41.816	223,6	14:20'06.466
9	13.766	33.357	29.184	21.307	1'37.614	247,7	14:21'44.080
10	13.100	33.445	29.690	21.693	1'37.928	247,1	14:23'22.008
11	13.174	33.587	29.684	1'47.650	3'04.095P	247,7	14:26'26.103
Luca Demarchi							
12	16.100	32.744	29.326	21.201	1'39.371P	250,6	14:28'05.474
13	12.909	33.642	29.492	21.002	1'37.045	247,7	14:29'42.519
14	12.451	32.892	29.237	20.998	1'35.578	249,4	14:31'18.097
15	13.498	32.905	29.497	21.007	1'36.907	249,4	14:32'55.004
16	12.883	33.284	30.127	21.134	1'37.428	250,0	14:34'32.432
17	12.665	33.686	30.445	21.115	1'37.911	247,1	14:36'10.343
18	13.209	48.774	33.739	21.960	1'57.682	108,7	14:38'08.025
19	32.458	1'20.069	1'03.210	52.744	3'48.481	69,6	14:41'56.506
20	1'03.095	48.456	43.555	36.430	3'11.536	135,2	14:45'08.042
21	37.068	50.392	34.487	27.375	2'29.322	85,9	14:47'37.364
22	20.188	48.036	44.181	22.686	2'15.091	146,3	14:49'52.455
23	13.053	34.665	30.407	21.167	1'39.292	245,5	14:51'31.747
24	12.956	33.773	30.507	21.824	1'39.060	246,6	14:53'10.807
25	17.851	47.022	37.917	29.811	2'12.601	161,7	14:55'23.408
							Race Time 52'33.699

207 Invictus (1'36.485)

Lap	Seg.1	Seg.2	Seg.3	Seg.4	Lap Time	km/h	Local Time
Francesco Coassin							
1		36.336	31.357	21.862	1'50.795	244,9	14:04'40.504
2	13.612	34.879	35.697	31.788	1'55.976	247,1	14:06'36.480
3	28.454	1'14.046	42.473	31.099	2'56.072	75,5	14:09'32.552
4	19.318	48.748	41.475	22.985	2'12.526	116,4	14:11'45.078
5	13.816	34.652	37.642	24.670	1'50.780	243,8	14:13'35.858
6	21.080	1'07.017	38.174	30.729	2'37.000	108,9	14:16'12.858
7	20.241	43.483	41.873	30.534	2'16.131	150,0	14:18'28.989
8	12.964	34.233	29.818	21.421	1'38.436	248,8	14:20'07.425
9	13.119	34.038	29.875	21.223	1'38.255	241,6	14:21'45.680
10	12.718	33.163	29.199	21.801	1'36.881	248,3	14:23'22.561
11	12.828	33.884	29.415	21.934	1'38.061	246,6	14:25'00.622
12	12.827	33.313	29.576	21.291	1'37.007	247,7	14:26'37.629
13	12.703	33.309	29.695	1'30.185	2'45.892P	245,5	14:29'23.521
Angelo Lancelotti							
14	16.264	33.244	29.534	21.322	1'40.364P	246,6	14:31'03.885
15	12.786	33.218	29.422	21.553	1'36.979	247,1	14:32'40.864
16	12.712	33.120	29.590	21.514	1'36.936	245,5	14:34'17.800
17	12.704	33.292	29.780	21.335	1'37.111	246,0	14:35'54.911
18	13.290	37.076	34.506	24.541	1'49.413	246,0	14:37'44.324
19	43.443	1'25.351	1'02.161	53.793	4'04.748	60,2	14:41'49.072
20	59.434	52.699	43.559	34.513	3'10.205	99,5	14:44'59.277
21	36.506	49.094	38.046	27.975	2'31.621	127,2	14:47'30.898
22	21.540	47.295	45.885	23.015	2'17.735	129,8	14:49'48.633
23	12.693	33.061	29.420	21.311	1'36.485	242,7	14:51'25.118
24	12.737	33.556	31.197	21.453	1'38.943	247,7	14:53'04.061
25	12.731	34.347	31.235	21.941	1'40.254	247,1	14:54'44.315
							Race Time 51'54.606

208 Villorba Corse (1'35.500)

Lap	Seg.1	Seg.2	Seg.3	Seg.4	Lap Time	km/h	Local Time
Donovan Privitelio							
1		36.337	30.589	22.125	1'50.479	235,8	14:04'40.188
2	13.006	33.632	33.665	32.665	1'52.968	241,6	14:06'33.156
3	27.326	1'14.219	43.267	29.034	2'53.846	83,7	14:09'27.002
4	20.438	47.551	43.920	28.777	2'20.686	160,0	14:11'47.688
5	13.328	34.717	38.790	24.572	1'51.407	238,4	14:13'39.095
6	20.805	1'08.782	37.489	29.369	2'36.445	86,9	14:16'15.540
7	20.729	45.055	39.841	30.962	2'16.587	142,1	14:18'32.127
8	12.794	33.261	30.178	21.106	1'37.339	241,6	14:20'09.466
9	13.127	33.419	49.172	21.150	1'56.868	240,5	14:22'06.334
10	12.555	32.825	29.059	21.061	1'35.500	242,7	14:23'41.834
11	12.642	33.119	29.330	21.204	1'36.295	241,6	14:25'18.129
12	12.663	33.148	29.132	21.224	1'36.167	242,7	14:26'54.296
13	12.574	33.149	29.021	21.396	1'36.140	241,6	14:28'30.436
14	12.445	33.104	29.050	1'38.352	2'52.951P	241,6	14:31'23.387
Luciano Privitelio							
15	18.085	34.324	29.918	21.995	1'44.322P	239,5	14:33'07.709
16	13.223	33.807	31.299	21.646	1'39.975	241,6	14:34'47.684
17	13.282	33.652	29.869	21.676	1'38.479	241,6	14:36'26.163
18	14.144	44.710	33.167	22.595	1'54.616	141,7	14:38'20.779
19	37.852	1'14.271	1'02.119	53.587	3'47.829	75,5	14:42'08.608
20	1'06.154	43.899	44.737	35.913	3'10.703	184,0	14:45'19.311
21	39.358	48.994	32.593	28.591	2'29.536	89,4	14:47'48.847
22	19.578	46.276	43.466	23.330	2'12.650	133,5	14:50'01.497
23	13.829	33.868	29.863	21.701	1'39.261	241,6	14:51'40.758

221 MRNC12 (1'36.786)

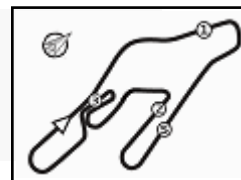
Lap	Seg.1	Seg.2	Seg.3	Seg.4	Lap Time	km/h	Local Time
Giammarco Marzioletti							
1		38.313	31.857	22.103	1'56.572	234,3	14:04'46.281

23/05/2026

P = Pits In/Out - C = Lap Time Cancelled

Powered by FICr PERUGIA TIMING





ACI Racing Weekend Vallelunga, 23-24 Maggio 2026

Campionato Italiano GT Sprint GTCup - Analisi Tempi Race 1

Vallelunga 4.085 m

Start at 14:02'49.709

5 / 8

2	13.433	34.730	39.117	29.456	1'56.736	242,7	14:06'43.017	11	12.989	33.265	29.383	21.496	1'37.133	242,7	14:25'02.995	
3	31.286	1'14.080	41.638	29.817	2'56.821	103,5	14:09'39.838	12	12.903	33.415	29.809	1'29.988	2'46.115P	243,8	14:27'49.110	
4	20.299	51.793	37.978	22.003	2'12.073	71,8	14:11'51.911				Bernardo Pellegrini					
5	12.790	33.735	41.633	24.746	1'52.904	244,3	14:13'44.815	13	16.356	34.413	29.165	21.258	1'41.192P	238,4	14:29'30.302	
6	20.432	1'09.176	37.460	29.811	2'36.879	94,4	14:16'21.694	14	12.967	33.040	29.371	21.089	1'36.467	243,2	14:31'06.769	
7	19.733	46.704	40.347	27.276	2'14.060	96,9	14:18'35.754	15	13.059	34.127	30.881	21.685	1'39.752	243,2	14:32'46.521	
8	12.839	34.025	30.547	21.996	1'39.407	243,8	14:20'15.161	16	12.951	33.712	29.871	21.260	1'37.794	242,7	14:34'24.315	
9	12.821	34.193	29.954	21.756	1'38.724	241,6	14:21'53.885	17	12.892	33.358	30.019	21.437	1'37.706	242,7	14:36'02.021	
10	12.761	32.995	29.600	21.430	1'36.786	245,5	14:23'30.671	18	12.926	35.470	31.227	23.339	1'42.962	243,8	14:37'44.983	
11	12.640	33.464	29.756	21.752	1'37.612	244,9	14:25'08.283	19	43.968	1'25.102	1'02.425	53.685	4'05.180	62,2	14:41'50.163	
12	12.742	33.487	30.123	21.739	1'38.091	246,0	14:26'46.374	20	1'00.474	51.826	43.382	34.320	3'10.002	104,2	14:45'00.165	
13	12.708	33.127	29.954	21.839	1'37.628	246,0	14:28'24.002	21	36.477	49.533	38.157	27.470	2'31.637	124,0	14:47'31.802	
14	12.944	33.013	30.047	1'36.612	2'52.616P	243,8	14:31'16.618	22	21.115	47.494	45.612	23.352	2'17.573	136,7	14:49'49.375	
			Federica Levy					23	13.091	33.209	29.325	21.175	1'36.800	243,8	14:51'26.175	
15	18.661	33.873	30.136	21.442	1'44.112P	243,8	14:33'00.730	24	12.825	33.116	30.742	21.669	1'38.352	243,8	14:53'04.527	
16	13.808	34.432	29.962	21.682	1'39.884	244,3	14:34'40.614	25	12.905	33.904	31.350	22.267	1'40.426	241,6	14:54'44.953	
17	13.165	33.695	30.129	21.519	1'38.508	243,8	14:36'19.122								Race Time 51'55.244	
18	14.329	44.746	34.150	23.813	1'57.338	139,7	14:38'16.160									
19	35.092	1'16.701	1'03.021	53.559	3'48.373	93,0	14:42'04.533									
20	1'02.990	46.900	44.415	37.382	3'11.687	113,2	14:45'16.220									
21	37.453	49.757	32.822	27.326	2'27.358	98,3	14:47'43.578									
22	21.360	46.540	43.377	22.058	2'13.335	154,1	14:49'56.913									
23	13.762	34.454	30.888	22.247	1'41.351	243,8	14:51'38.264									
24	13.748	34.418	30.019	21.533	1'39.718	242,7	14:53'17.982									
25	13.060	34.318	30.455	21.966	1'39.799	245,5	14:54'57.781									
							Race Time 52'08.072									Race Time 8'53.333

272 DL Racing (1'49.796)

Lap	Seg.1	Seg.2	Seg.3	Seg.4	Lap Time	km/h	Local Time
Ronnie Stefani							
1		35.926	30.479	21.771	1'47.312	238,9	14:04'37.021
2	12.837	33.040	32.006	31.913	1'49.796	242,7	14:06'26.817
3	27.918	1'11.288	45.375	29.888	2'54.469	81,7	14:09'21.286
4	21.879	46.690	45.539	27.648	2'21.756	163,9	14:11'43.042
							Race Time 8'53.333

288 DL Racing (1'35.099)

Lap	Seg.1	Seg.2	Seg.3	Seg.4	Lap Time	km/h	Local Time
Gaetano Oliva							
1		33.275	29.557	21.125	1'42.765	246,6	14:04'32.474
2	12.439	32.822	31.822	32.271	1'49.354	246,6	14:06'21.828
3	28.343	1'11.473	45.902	30.263	2'55.981	100,3	14:09'17.809
4	20.566	47.485	46.650	23.803	2'18.504	184,3	14:11'36.313
5	12.720	32.721	29.506	26.013	1'40.960	245,5	14:13'17.273
6	27.640	1'06.684	40.095	29.634	2'44.053	110,8	14:16'01.326
7	20.078	43.384	45.154	32.144	2'20.760	173,9	14:18'22.086
8	13.263	33.076	29.617	20.938	1'36.894	244,9	14:19'58.980
9	12.500	32.844	29.017	20.932	1'35.293	247,1	14:21'34.273
10	12.371	32.809	29.040	20.879	1'35.099	247,7	14:23'09.372
11	12.591		29.119	20.966	1'35.750	245,5	14:24'45.122
12	12.579	32.633	29.119	20.966	1'35.297	247,1	14:26'20.419
13	12.642	32.809	29.104	20.818	1'35.373	246,6	14:27'55.792
14	12.775	32.854	29.161	21.142	1'35.932	248,3	14:29'31.724
15	12.759	33.044	29.301	1'53.985	3'09.089P	247,1	14:32'40.813
Francesco Daniele							
16	16.532	33.523	29.757	21.809	1'41.621P	244,9	14:34'22.434
17	13.101	33.225	29.850	21.815	1'37.991	248,8	14:36'00.425
18	14.170	36.934	31.816	22.966	1'45.886	223,6	14:37'46.311
19	44.093	1'24.854	1'02.455	53.354	4'04.756	57,9	14:41'51.067
20	1'00.716	51.500	43.456	34.224	3'09.896	99,0	14:45'00.963
21	36.848	49.180	39.059	26.475	2'31.562	124,1	14:47'32.525
22	20.977	47.932	45.313	23.831	2'18.053	127,4	14:49'50.578
23	13.534	35.352	29.983	21.908	1'40.777	241,6	14:51'31.355
24	12.926	33.424	29.913	21.568	1'37.831	246,0	14:53'09.186
25	12.888	33.582	30.161	21.466	1'38.097	247,7	14:54'47.283
							Race Time 51'57.574

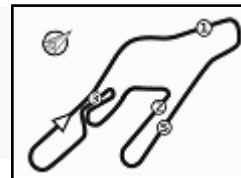
251 Carminati Ettore (1'36.467)

Lap	Seg.1	Seg.2	Seg.3	Seg.4	Lap Time	km/h	Local Time
Ettore Carminati							
1		41.430	31.978	21.844	1'54.920	239,5	14:04'44.629
2	13.254	34.379	37.862	30.075	1'55.570	238,9	14:06'40.199
3	31.112	1'13.805	42.091	29.496	2'56.504	92,0	14:09'36.703
4	20.059	51.182	38.628	21.870	2'11.739	80,3	14:11'48.442
5	13.473	34.106	39.794	23.968	1'51.341	241,6	14:13'39.783
6	21.324	1'08.219	37.296	29.740	2'36.579	87,9	14:16'16.362
7	20.714	45.387	39.579	30.642	2'16.322	127,7	14:18'32.684
8	12.822	33.258	30.269	21.325	1'37.674	243,8	14:20'10.358
9	13.288	33.803	30.652	21.142	1'38.885	241,6	14:21'49.243
10	12.725	33.072	29.394	21.428	1'36.619	245,5	14:23'25.862

401 A2 Motorsport (1'36.934)

Lap	Seg.1	Seg.2	Seg.3	Seg.4	Lap Time	km/h	Local Time
Davide Larini							
1		36.346	32.019	21.568	1'55.221	228,3	14:04'44.930
2	13.078	35.466	39.350	29.574	1'57.468	234,3	14:06'42.398
3	31.144	1'13.850	41.824	29.743	2'56.561	98,8	14:09'38.959
4	20.574	51.032	38.106	21.242	2'10.954	70,0	14:11'49.913
5	12.824	34.525	41.242	24.813	1'53.404	233,3	14:13'43.317
6	20.246	1'09.256	37.363	29.353	2'36.218	86,5	14:16'19.535
7	20.325	46.409	39.548	28.568	2'14.850	100,7	14:18'34.385
8	13.026	34.139	30.791	21.485	1'39.441	234,3	14:20'13.826
9	12.720	33.557	29.856	21.144	1'37.277	233,8	14:21'51.103





ACI Racing Weekend Vallelunga, 23-24 Maggio 2026

Campionato Italiano GT Sprint GTCup - Analisi Tempi Race 1

Vallelunga 4.085 m

Start at 14:02'49.709

6 / 8

Lap	Seg.1	Seg.2	Seg.3	Seg.4	Lap Time	km/h	Local Time
10	12.825	33.832	29.517	21.184	1'37.358	235,3	14:23'28.461
11	12.863	33.737	29.600	21.260	1'37.460	233,8	14:25'05.921
12	12.841	33.829	29.610	21.432	1'37.712	234,8	14:26'43.633
13	12.934	33.543	29.337	21.120	1'36.934	231,8	14:28'20.567
14	12.816	33.553	29.483	1'34.008	2'49.860P	230,8	14:31'10.427
Fabio Daminato							
15	16.719	34.337	29.553	21.404	1'42.013P	229,8	14:32'52.440
16	13.375	34.210	29.633	21.361	1'38.579	230,8	14:34'31.019
17	13.161	34.328	29.790	21.488	1'38.767	230,8	14:36'09.786
18	13.417	48.371	33.614	21.983	1'57.385	113,2	14:38'07.171
19	32.428	1'19.773	1'03.365	53.006	3'48.572	66,9	14:41'55.743
20	1'02.826	48.505	43.830	36.267	3'11.428	101,3	14:45'07.171
21	37.081	48.375	36.728	27.083	2'29.267	93,5	14:47'36.438
22	20.396	48.028	44.343	22.972	2'15.739	162,4	14:49'52.177
23	14.244	34.261	31.072	21.635	1'41.212	233,8	14:51'33.389
24	12.839	33.566	29.831	21.957	1'38.193	232,8	14:53'11.582
25	13.606	33.922	29.570	21.474	1'38.572	232,8	14:54'50.154
Race Time 52'00.445							

431 APEX Competition (1'37.352)

Lap	Seg.1	Seg.2	Seg.3	Seg.4	Lap Time	km/h	Local Time
Danny Santi							
1		37.682	31.153	22.195	1'54.081	226,4	14:04'43.790
2	13.150	34.867	35.731	31.368	1'55.116	235,8	14:06'38.906
3	30.856	1'13.526	42.006	30.328	2'56.716	90,5	14:09'35.622
4	19.746	50.134	39.858	21.894	2'11.632	85,6	14:11'47.254
5	13.436	34.460	37.845	25.174	1'50.915	225,5	14:13'38.169
6	20.388	1'07.542	37.886	30.478	2'36.294	92,2	14:16'14.463
7	20.320	44.403	40.640	30.682	2'16.045	140,1	14:18'30.508
8	12.663	33.801	30.333	21.370	1'38.167	234,8	14:20'08.675
9	12.808	34.194	29.808	21.919	1'38.729	236,3	14:21'47.404
10	12.780	33.646	29.653	21.461	1'37.540	237,4	14:23'24.944
11	12.808	34.356	30.122	21.272	1'38.558	234,8	14:25'03.502
12	12.684	33.756	29.606	21.657	1'37.703	235,8	14:26'41.205
13	12.695	33.750	29.574	21.333	1'37.352	236,3	14:28'18.557
14	12.781	34.017	29.712	1'45.176	3'01.686P	234,8	14:31'20.243
Valerio Marzi							
15	17.557	34.411	30.085	21.600	1'43.653P	233,8	14:33'03.896
16	12.866	34.045	29.913	21.383	1'38.207	234,8	14:34'42.103
17	12.848	33.824	29.695	21.932	1'38.299	236,3	14:36'20.402
18	13.723	45.048	34.076	23.774	1'56.621	142,9	14:38'17.023
19	34.885	1'16.926	1'02.916	53.951	3'48.678	75,5	14:42'05.701
20	1'02.900	46.557	44.515	37.261	3'11.233	125,6	14:45'16.934
21	37.424	50.082	33.174	28.271	2'28.951	108,7	14:47'45.885
22	20.028	46.661	42.917	22.532	2'12.138	145,0	14:49'58.023
23	14.085	35.055	30.027	21.464	1'40.631	232,8	14:51'38.654
24	13.619	34.890	29.983	21.417	1'39.909	232,8	14:53'18.563
25	12.862	34.801	30.193	21.780	1'39.636	235,3	14:54'58.199
Race Time 52'08.490							

412 ZRS Motorsport (1'37.131)

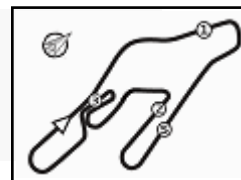
Lap	Seg.1	Seg.2	Seg.3	Seg.4	Lap Time	km/h	Local Time
Alberto Fulgori							
1		35.998	30.719	22.139	1'50.360	231,8	14:04'40.069
2	13.536	34.047	33.574	32.441	1'53.598	234,8	14:06'33.667
3	27.521	1'14.275	43.240	28.953	2'53.989	90,8	14:09'27.656
4	20.426	47.973	43.728	24.786	2'16.913	149,8	14:11'44.569
5	13.850	34.780	36.843	24.593	1'50.066	232,8	14:13'34.635
6	20.127	1'07.541	38.665	30.171	2'36.504	98,5	14:16'11.139
7	19.138	44.307	42.589	30.710	2'16.744	157,4	14:18'27.883
8	13.557	34.536	29.562	21.260	1'38.915	232,8	14:20'06.798
9	13.655	34.152	30.261	21.428	1'39.496	234,8	14:21'46.294
10	12.739	33.517	29.329	21.580	1'37.165	236,8	14:23'23.459
11	12.718	33.772	29.394	21.678	1'37.562	236,8	14:25'01.021
12	12.813	33.678	29.413	21.329	1'37.233	234,3	14:26'38.254
13	12.693	33.669	29.455	21.329	1'37.146	234,8	14:28'15.400
14	12.633	33.668	29.362	21.468	1'37.131	233,8	14:29'52.531
15	12.733	33.553	29.733	1'40.458	2'56.477P	234,8	14:32'49.008
16	16.739	34.528	29.896	21.257	1'42.420P	234,8	14:34'31.428
17	12.879	34.182	30.110	21.458	1'38.629	234,8	14:36'10.057
18	14.256	48.453	33.952	22.235	1'58.896	110,5	14:38'08.953
19	32.555	1'20.225	1'03.529	52.140	3'48.449	69,5	14:41'57.402
20	1'03.242	48.188	44.091	37.655	3'13.176	128,7	14:45'10.578
21	36.214	50.712	33.212	26.754	2'26.892	90,2	14:47'37.470
22	21.977	46.936	43.996	22.858	2'15.767	148,8	14:49'53.237
23	12.981	34.343	31.402	21.681	1'40.407	235,3	14:51'33.644
24	12.803	34.834	29.771	21.445	1'38.853	227,4	14:53'12.497
25	13.437	34.186	29.540	21.344	1'38.507	235,8	14:54'51.004
Race Time 52'01.295							

429 BiRace Motorsport (1'36.275)

Lap	Seg.1	Seg.2	Seg.3	Seg.4	Lap Time	km/h	Local Time
Giovanni Stefanin							
1		36.633	32.038	22.117	1'53.333	229,3	14:04'43.042
2	13.243	33.931	35.675	31.473	1'54.322	233,8	14:06'37.364
3	29.328	1'14.225	42.034	30.979	2'56.566	83,4	14:09'33.930
4	19.572	48.389	41.649	22.676	2'12.286	96,3	14:11'46.216
5	14.231	35.298	41.295	23.805	1'54.629	229,8	14:13'40.845
6	21.672	1'08.506	37.682	29.216	2'37.076	99,8	14:16'17.921
7	20.553	45.818	39.638	29.760	2'15.769	113,8	14:18'33.690
8	13.100	34.383	30.515	22.595	1'40.593	229,8	14:20'14.283
9	13.625	35.566	31.553	22.731	1'43.475	231,3	14:21'57.758
10	13.063	34.320	31.447	22.085	1'40.915	235,8	14:23'38.673
11	13.250	35.284	31.521	1'35.382	2'55.437P	230,8	14:26'34.110
Lodovico Laurini							
12	19.004	33.949	29.108	21.159	1'43.220P	234,8	14:28'17.330
13	12.777	33.268	29.207	21.023	1'36.275	234,8	14:29'53.605
14	12.655	33.170	29.305	21.633	1'36.763	235,8	14:31'30.368
15	12.646	34.151	29.335	21.419	1'37.551	230,3	14:33'07.919
16	13.320	33.763	29.379	21.131	1'37.593	234,8	14:34'45.512
17	12.695	33.888	29.271	21.102	1'36.956	230,8	14:36'22.468

433 BiRace Motorsport (1'37.195)

Lap	Seg.1	Seg.2	Seg.3	Seg.4	Lap Time	km/h	Local Time
Roberto Murgilio							
1		36.547	31.193	22.042	1'54.568	230,8	14:04'44.277
2	13.411	35.269	38.634	29.114	1'56.428	234,8	14:06'40.705
3	31.297	1'14.101	41.807	29.261	2'56.466	93,4	14:09'37.171
4	20.095	51.793	38.055	21.731	2'11.674	75,2	14:11'48.845
5	13.491	34.697	42.060	24.777	1'55.025	237,4	14:13'43.870
6	20.469	1'09.046	37.331	30.070	2'36.916	80,2	14:16'20.786
7	19.707	46.367	40.076	27.989	2'14.139	116,9	14:18'34.925
8	12.935	34.186	30.030	21.472	1'38.623	233,8	14:20'13.548
9	12.752	33.467	29.783	21.278	1'37.280	235,3	14:21'50.828
10	12.945	33.551	29.559	21.140	1'37.195	237,9	14:23'28.023
11	12.892	34.786	29.745	21.301	1'38.724	233,8	14:25'06.747
12	12.825	33.783	29.520	21.360	1'37.488	236,3	14:26'44.235
13	12.942	34.125	29.322	21.263	1'37.652	230,8	14:28'21.887
14	12.932	33.380	29.678	1'35.144	2'51.134P	235,3	14:31'13.021
Paolo Calcagno							
15	17.379	34.945	30.513	21.603	1'44.440P	235,3	14:32'57.461
16	31.013	36.865	30.504	21.351	1'59.733	228,8	14:34'57.194
17	13.589	34.433	30.726	22.613	1'41.361	232,8	14:36'38.555
18	24.629	39.341	30.934	22.757	1'57.661	227,4	14:38'36.216
19	29.877	1'15.269	1'00.964	53.794			



ACI Racing Weekend Vallelunga, 23-24 Maggio 2026

Campionato Italiano GT Sprint GTCup - Analisi Tempi Race 1

Start at 14:02'49.709

Vallelunga 4.085 m

7 / 8

Race Time 52'14.826

445 ZRS Motorsport (1'37.140)

Lap	Seg.1	Seg.2	Seg.3	Seg.4	Lap Time	km/h	Local Time
Carlo Contessi							
1		37.180	31.225	22.129	1'53.833	227,8	14:04'43.542
2	13.201	34.809	35.519	31.462	1'54.991	233,8	14:06'38.533
3	30.127	1'13.971	41.994	30.557	2'56.649	87,6	14:09'35.182
4	19.597	49.767	40.286	22.072	2'11.722	91,8	14:11'46.904
5	13.606	34.854	38.332	24.833	1'51.625	227,8	14:13'38.529
6	20.924	1'08.216	37.364	29.983	2'36.487	91,1	14:16'15.016
7	20.575	44.415	40.316	31.014	2'16.320	122,4	14:18'31.336
8	13.113	33.873	29.703	21.248	1'37.937	232,8	14:20'09.273
9	13.591	34.199	29.911	21.263	1'38.964	234,8	14:21'48.237
10	12.940	34.519	29.704	21.286	1'38.449	235,8	14:23'26.686
11	12.945	33.803	29.563	21.572	1'37.883	236,8	14:25'04.569
12	12.939	33.697	29.178	21.326	1'37.140	233,8	14:26'41.709
13	13.072	33.854	29.197	21.252	1'37.375	234,8	14:28'19.084
14	12.998	33.638	29.563	1'39.170	2'55.369P	234,8	14:31'14.453
Ionuc Catalin Timis							
15	17.587	35.135	30.096	21.616	1'44.434P	231,8	14:32'58.887
16	14.329	34.875	29.739	21.538	1'40.481	231,8	14:34'39.368
17	13.269	33.971	29.512	21.468	1'38.220	232,8	14:36'17.588
18	13.998	45.327	34.676	24.069	1'58.070	143,2	14:38'15.658
19	34.214	1'17.369	1'03.104	53.368	3'48.055	71,6	14:42'03.713
20	1'02.443	47.644	44.022	37.775	3'11.884	112,3	14:45'15.597
21	37.102	49.974	32.788	27.439	2'27.303	99,4	14:47'42.900
22	21.494	46.413	43.430	22.120	2'13.457	142,9	14:49'56.357
23	13.840	34.392	29.993	21.869	1'40.094	233,8	14:51'36.451
24	14.127	34.773	30.011	21.688	1'40.599	235,8	14:53'17.050
25	13.394	34.483	30.443	21.814	1'40.134	235,3	14:54'57.184
Race Time 52'07.475							

475 PS Performance (1'38.178)

Lap	Seg.1	Seg.2	Seg.3	Seg.4	Lap Time	km/h	Local Time
Giacomo Rinaldo							
1		36.813	31.981	22.257	1'57.456	228,3	14:04'47.165
2	13.176	35.605	39.780	28.191	1'56.752	231,8	14:06'43.917
3	33.354	1'13.292	41.884	29.048	2'57.578	94,7	14:09'41.495
4	20.115	51.767	37.506	21.714	2'11.102	77,4	14:11'52.597
5	12.966	34.619	42.724	23.820	1'54.129	232,8	14:13'46.726
6	20.788	1'09.606	36.750	29.009	2'36.153	98,8	14:16'22.879
7	20.504	46.250	40.515	26.979	2'14.248	107,4	14:18'37.127
8	13.675	34.439	29.881	21.373	1'39.368	230,3	14:20'16.495
9	12.759	35.544	31.040	22.176	1'41.519	233,8	14:21'58.014
10	13.030	34.513	29.843	21.523	1'38.909	234,8	14:23'36.923
11	12.913	34.060	29.856	21.428	1'38.257	232,8	14:25'15.180
12	12.923	33.892	29.744	21.619	1'38.178	233,8	14:26'53.358
13	13.000	34.510	29.865	21.682	1'39.057	229,8	14:28'32.415
14	12.983	33.699	29.883	21.619	1'38.184	232,8	14:30'10.599
15	13.076	34.098	29.955	1'36.558	2'53.687P	233,8	14:33'04.286
16	18.052	34.532	29.913	21.941	1'44.438P	232,8	14:34'48.724
17	12.937	34.006	30.119	21.762	1'38.824	233,8	14:36'27.548
18	14.032	44.053	33.566	22.640	1'54.291	155,6	14:38'21.839
19	38.288	1'13.748	1'02.144	53.779	3'47.959	79,3	14:42'09.798
20	1'06.708	43.226	44.751	35.648	3'10.333	189,5	14:45'20.131
21	39.443	49.010	33.136	28.061	2'29.650	85,4	14:47'49.781
22	19.343	46.685	42.748	23.197	2'11.973	132,5	14:50'01.754
23	13.860	34.892	30.780	22.235	1'41.767	231,8	14:51'43.521
24	12.856	34.027	30.170	21.627	1'38.680	231,8	14:53'22.201
25	13.017	34.046	30.229	21.642	1'38.934	232,8	14:55'01.135
Race Time 52'11.426							

488 APEX Competition (1'35.687)

Lap	Seg.1	Seg.2	Seg.3	Seg.4	Lap Time	km/h	Local Time
Paul Meijer							
1		34.924	30.413	22.144	1'48.134	232,8	14:04'37.843
2	12.896	34.112	32.581	32.368	1'51.957	232,8	14:06'29.800
3	26.943	1'11.184	45.897	29.872	2'53.896	81,8	14:09'23.696
4	20.960	47.047	45.212	26.409	2'19.628	142,3	14:11'43.324

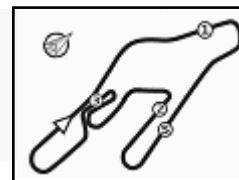
5	13.868	34.257	29.447	24.868	1'42.440	232,8	14:13'25.764
6	25.666	1'07.089	38.919	30.472	2'42.146	97,6	14:16'07.910
7	19.926	43.475	43.528	30.874	2'17.803	156,3	14:18'25.713
8	12.655	33.987	29.178	21.127	1'36.947	229,8	14:20'02.660
9	12.668	33.108	28.956	20.955	1'35.687	234,8	14:21'38.347
10	12.610	33.187	28.995	21.049	1'35.841	234,8	14:23'14.188
11	12.644	33.210	29.138	21.129	1'36.121	236,3	14:24'50.309
12	12.642	33.188	29.070	21.134	1'36.034	234,8	14:26'26.343
13	12.809	33.761	29.337	21.343	1'37.250	235,3	14:28'03.593
14	12.697	33.548	29.198	21.235	1'36.678	235,8	14:29'40.271
15	12.718	33.623	29.241	21.384	1'36.966	235,8	14:31'17.237
16	13.133	33.513	29.254	1'53.695	3'09.595P	235,8	14:34'26.832
Luca Attianese							
17	17.267	35.098	30.368	21.494	1'44.227P	229,8	14:36'11.059
18	13.610	48.790	34.367	21.781	1'58.548	104,2	14:38'09.607
19	32.901	1'20.263	1'03.245	52.462	3'48.871	67,6	14:41'58.478
20	1'03.007	48.426	44.404	36.975	3'12.812	121,1	14:45'11.290
21	36.385	50.793	33.635	26.233	2'27.046	102,8	14:47'38.336
22	21.939	46.919	43.837	22.640	2'15.335	151,7	14:49'53.671
23	13.227	34.133	30.496	21.462	1'39.318	233,8	14:51'32.989
24	12.877	33.392	30.076	21.843	1'38.188	235,8	14:53'11.177
25	12.818	33.636	29.648	21.623	1'37.725	234,8	14:54'48.902
Race Time 51'59.193							

503 Easy Race (1'37.447)

Lap	Seg.1	Seg.2	Seg.3	Seg.4	Lap Time	km/h	Local Time
Lorenzo Bontempelli							
1		36.540	31.686	22.176	1'53.591	232,8	14:04'43.300
2	13.242	34.485	35.585	31.464	1'54.776	238,4	14:06'38.076
3	29.782	1'14.163	41.983	30.841	2'56.769	85,0	14:09'34.845
4	19.392	48.513	41.506	22.061	2'11.472	99,6	14:11'46.317
5	13.594	34.233	38.455	25.117	1'51.399	241,1	14:13'37.716
6	20.419	1'07.521	37.772	30.406	2'36.118	96,9	14:16'13.834
7	20.420	43.798	41.092	30.646	2'15.956	135,2	14:18'29.790
8	12.913	34.125	30.142	21.521	1'38.701	240,5	14:20'08.491
9	12.852	34.012	29.954	21.779	1'38.597	240,5	14:21'47.088
10	12.901	33.583	29.527	21.436	1'37.447	238,9	14:23'24.535
11	12.770	33.599	29.492	21.699	1'37.560	240,0	14:25'02.095
12	12.830	33.473	29.722	21.608	1'37.633	240,5	14:26'39.728
13	13.360	33.568	29.854	21.727	1'38.509	239,5	14:28'18.237
14	12.860	33.638	29.711	21.708	1'37.917	239,5	14:29'56.154
15	12.761	33.678	29.811	1'38.199	2'54.449P	238,4	14:32'50.603
'Linos'							
16	17.216	34.806	29.944	21.969	1'43.935P	237,9	14:34'34.538
17	13.188	34.269	30.799	22.362	1'40.618	237,4	14:36'15.156
18	13.752	47.159	34.888	22.947	1'58.746	130,4	14:38'13.902
19	34.780	1'16.578	1'03.848	53.023	3'48.229	65,5	14:42'02.131
20	1'02.477	47.906	44.221	37.926	3'12.530	130,6	14:45'14.661
21	36.557	49.854	33.010	27.583	2'27.004	94,6	14:47'41.665
22	21.909	46.269	43.536	21.981	2'13.695	163,4	14:49'55.360
23	13.519	34.616	30.504	22.168	1'40.807	236,8	14:51'36.167
24	12.951	34.642	30.805	22.256	1'40.654	236,3	14:53'16.821
25	12.981	34.575	30.495	22.039	1'40.090	237,4	14:54'56.911
Race Time 52'07.202							

559 Raptor Engineering (1'37.724)

Lap	Seg.1	Seg.2	Seg.3	Seg.4	Lap Time	km/h	Local Time
Matteo Cianfoni							
1		34.714	31.873	21.858	1'57.676	230,8	14:04'47.385



Vallelunga 4.085 m

8 / 8

ACI Racing Weekend Vallelunga, 23-24 Maggio 2026 Campionato Italiano GT Sprint GTCup - Analisi Tempi Race 1

Start at 14:02'49.709

Giovanni Naldi

13	18.546	36.045	30.102	21.873	1'46.566P	227,4	14:29'45.983
14	13.247	34.600	30.555	22.246	1'40.648	233,8	14:31'26.631
15	14.987	35.443	31.328	21.752	1'43.510	234,8	14:33'10.141
16	13.439	34.152	30.168	21.862	1'39.621	235,8	14:34'49.762
17	13.216	34.231	30.017	21.996	1'39.460	235,8	14:36'29.222
18	14.831	42.086	33.784	22.538	1'53.239	153,8	14:38'22.461
19	38.253	1'13.807	1'02.409	53.561	3'48.030	94,4	14:42'10.491
20	1'06.710	43.161	44.699	35.621	3'10.191	188,2	14:45'20.682
21	39.317	49.536	32.751	28.055	2'29.659	82,6	14:47'50.341
22	19.226	46.954	42.561	23.161	2'11.902	131,4	14:50'02.243
23	13.875	36.007	30.233	21.945	1'42.060	235,3	14:51'44.303
24	13.472	34.320	29.841	21.557	1'39.190	233,3	14:53'23.493
25	13.189	34.548	29.924	21.771	1'39.432	236,8	14:55'02.925

Race Time 52'13.216

569 Raptor Engineering

Lap	Seg.1	Seg.2	Seg.3	Seg.4	Lap Time	km/h	Local Time
-----	-------	-------	-------	-------	----------	------	------------

Massimo Navatta

1

Race Time 9.:70'.2.1

571 SP Racing Team (1'36.716)

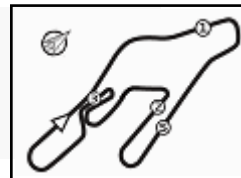
Lap	Seg.1	Seg.2	Seg.3	Seg.4	Lap Time	km/h	Local Time
-----	-------	-------	-------	-------	----------	------	------------

Massimo Abbati

1		36.843	31.118	22.316	1'54.428	228,3	14:04'44.137
2	13.136	34.752	36.063	31.295	1'55.246	235,8	14:06'39.383
3	31.144	1'13.600	42.091	29.995	2'56.830	90,2	14:09'36.213
4	19.854			22.108	2'11.810	86,8	14:11'48.023
5	13.352	34.955	41.390	23.724	1'53.421	235,8	14:13'41.444
6	21.539	1'08.881	37.570	29.246	2'37.236	93,0	14:16'18.680
7	20.455	46.407	39.917	28.598	2'15.377	107,6	14:18'34.057
8	13.165	33.500	29.485	21.227	1'37.377	233,8	14:20'11.434
9	13.068	33.565	31.182	21.278	1'39.093	233,8	14:21'50.527
10	13.028	33.347	29.706	21.241	1'37.322	239,5	14:23'27.849
11	12.949			21.407	1'38.466	232,8	14:25'06.315
12	12.917			21.474	1'37.625	237,9	14:26'43.940
13	13.021			21.153	1'37.301	233,8	14:28'21.241
14	13.026			1'48.663	3'04.644P	232,8	14:31'25.885
15	16.473	35.027	29.600	21.099	1'42.199P	227,4	14:33'08.084
16	13.748	33.564	29.603	21.018	1'37.933	234,8	14:34'46.017
17	12.963			21.128	1'37.091	236,3	14:36'23.108
18	13.370			23.633	1'55.777	149,4	14:38'18.885
19	36.104	1'16.307	1'02.026	54.163	3'48.600	75,6	14:42'07.485
20	1'06.487	43.587	44.576	36.371	3'11.021	192,2	14:45'18.506
21	38.885	48.795	32.877	28.222	2'28.779	105,6	14:47'47.285
22	20.107	46.446	42.861	21.758	2'11.172	149,6	14:49'58.457
23	13.763	34.398	29.710	21.790	1'39.661	226,4	14:51'38.118
24	12.971			21.422	1'37.943	237,4	14:53'16.061
25	13.023			21.019	1'36.716	235,8	14:54'52.777

Race Time 52'03.068





Vallelunga 4.085 m

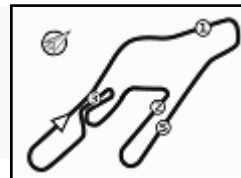
ACI Racing Weekend Vallelunga, 23-24 Maggio 2026

Campionato Italiano GT Sprint GTCup - Pit Times Race 1

Start: 14:02'49.709 1: 14:23'49.709 / 14:33'49.709

No.	Entrant	Driver		Race Time	Local Time	Pit Time	Ref. Time	Difference	Penalty
106	Pollini Giacomo	G.POLLINI	Pit IN	26'23.998	14:29'13.707				
		M.POLLINI	PIT OUT	27'47.661	14:30'37.370	1'23.663 (1)	1'23.000		
109	Zanasi Racing	T.LOVATI	Pit IN	25'01.354	14:27'51.063				
		A.FONTANA	PIT OUT	26'45.939	14:29'35.648	1'44.585 (1)	1'41.000		
111	Best Lap	A.FRASSINETI	Pit IN	29'47.049	14:32'36.758				
		L.PEGORARO	PIT OUT	31'03.996	14:33'53.705	1'16.947 (1)	1'17.000	0.053	0.159
112	MRNC12	F.CROCCOLINO	Pit IN	29'45.284	14:32'34.993				
		R.PANICCIÀ	PIT OUT	31'02.994	14:33'52.703	1'17.710 (1)	1'17.000		
			Pit IN	46'43.932	14:49'33.641				
			PIT OUT	48'19.807	14:51'09.516	1'35.875			
114	Oregon Team	M.RYTTER	Pit IN	28'14.507	14:31'04.216				
		G.FICO	PIT OUT	29'44.784	14:32'34.493	1'30.277 (1)	1'26.000		
117	MM Motorsport	L.ARDUINI	Pit IN	28'09.638	14:30'59.347				
		M.BARTOSZUK	PIT OUT	29'26.810	14:32'16.519	1'17.172 (1)	1'17.000		
119	Zanasi Racing	M.SARTORI	Pit IN	23'44.318	14:26'34.027				
		M.SIMONINI	PIT OUT	25'05.754	14:27'55.463	1'21.436 (1)	1'17.000		
			Pit IN	33'14.125	14:36'03.834				
			PIT OUT	33'39.271	14:36'28.980	25.146			
123	Double TT Racing	G.FISICHELLA	Pit IN	28'06.492	14:30'56.201				
		D.RODA	PIT OUT	29'19.943	14:32'09.652	1'13.451 (1)	1'12.000		
			Pit IN	46'47.030	14:49'36.739				
147	CRM Competition	R.TUCCI	Pit IN	26'43.850	14:29'33.559				
			PIT OUT	28'07.922	14:30'57.631	1'24.072 (1)	1'22.000		
150	Spirit of Racing	E.BORELLI	Pit IN	29'58.337	14:32'48.046				
		A.MENDEZ	PIT OUT	31'14.600	14:34'04.309	1'16.263 (1)	1'15.000		
151	Spirit of Racing	D.DI FABIO	Pit IN	24'52.903	14:27'42.612				
		L.MEGNA	PIT OUT	26'18.682	14:29'08.391	1'25.779 (1)	1'26.000	0.221	0.663
163	DL Racing	P.AGOGLIA	Pit IN	6'24.600	14:09'14.309				
			PIT OUT	21'01.498	14:23'51.207	14'36.898			
			Pit IN	24'10.623	14:27'00.332				
		M.BUCCI	PIT OUT	25'45.263	14:28'34.972	1'34.640 (1)	1'17.000		
184	SF Squadra Corse	P.ALESSI	Pit IN	26'26.988	14:29'16.697				
		M.LANCELOTTI	PIT OUT	27'46.085	14:30'35.794	1'19.097 (1)	1'17.000		
188	Spirit of Racing	J.ROWLEDGE	Pit IN	11'47.672	14:14'37.381				
203	Zanasi Racing	G.GHERMANDI	Pit IN	21'53.242	14:24'42.951				
		V.PIRIA	PIT OUT	23'32.693	14:26'22.402	1'39.451 (1)	1'17.000		
207	Invictus	F.COASSIN	Pit IN	25'17.907	14:28'07.616				
		A.LANCELOTTI	PIT OUT	26'34.310	14:29'24.019	1'16.403 (1)	1'12.000		
208	Villorba Corse	D.PRIVITELIO	Pit IN	27'07.524	14:29'57.233				
		L.PRIVITELIO	PIT OUT	28'34.168	14:31'23.877	1'26.644 (1)	1'24.000		
211	Zanasi Racing	V.BRISSELLI	Pit IN	22'02.657	14:24'52.366				
		L.DEMARCHI	PIT OUT	23'36.896	14:26'26.605	1'34.239 (1)	1'32.000		
212	MRNC12	L.NICOLI	Pit IN	25'08.725	14:27'58.434				
		E.PIERANTONI	PIT OUT	26'35.784	14:29'25.493	1'27.059 (1)	1'12.000		
221	MRNC12	G.MARZIALETTI	Pit IN	27'03.810	14:29'53.519				
		F.LEVY	PIT OUT	28'27.392	14:31'17.101	1'23.582 (1)	1'12.000		





Vallelunga 4.085 m

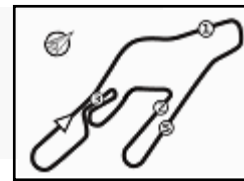
ACI Racing Weekend Vallelunga, 23-24 Maggio 2026

Campionato Italiano GT Sprint GTCup - Pit Times Race 1

Start: 14:02'49.709 1: 14:23'49.709 / 14:33'49.709

No.	Entrant	Driver		Race Time	Local Time	Pit Time	Ref. Time	Difference	Penalty
231	Krypton by DL Racing	F.GALLI	Pit IN	10'47.329	14:13'37.038				
			PIT OUT	12'13.916	14:15'03.625	1'26.587			
			Pit IN	22'09.576	14:24'59.285				
			PIT OUT	23'28.560	14:26'18.269	1'18.984 (1)	1'17.000		
251	Carminati Ettore	E.CARMINATI B.PELLEGRINI	Pit IN	23'42.719	14:26'32.428				
			PIT OUT	24'59.901	14:27'49.610	1'17.182 (1)	1'15.000		
288	DL Racing	G.OLIVA F.DANIELE	Pit IN	28'10.358	14:31'00.067				
			PIT OUT	29'51.593	14:32'41.302	1'41.235 (1)	1'17.000		
401	A2 Motorsport	D.LARINI F.DAMINATO	Pit IN	26'59.468	14:29'49.177				
			PIT OUT	28'21.208	14:31'10.917	1'21.740 (1)	1'17.000		
412	ZRS Motorsport	A.FULGORI	Pit IN	28'31.460	14:31'21.169				
			PIT OUT	29'59.807	14:32'49.516	1'28.347 (1)	1'25.000		
429	BiRace Motorsport	G.STEFANIN L.LAURINI	Pit IN	22'22.875	14:25'12.584				
			PIT OUT	23'45.829	14:26'35.538	1'22.954 (1)	1'24.000	1.046	3.138
431	APEX Competition	D.SANTI V.MARZI	Pit IN	26'57.858	14:29'47.567				
			PIT OUT	28'31.642	14:31'21.351	1'33.784 (1)	1'17.000		
433	BiRace Motorsport	R.MURIGLIO P.CALCAGNO	Pit IN	27'01.706	14:29'51.415				
			PIT OUT	28'23.805	14:31'13.514	1'22.099 (1)	1'21.000		
445	ZRS Motorsport	C.CONTESSI I.TIMIS	Pit IN	26'58.653	14:29'48.362				
			PIT OUT	28'25.227	14:31'14.936	1'26.574 (1)	1'23.000		
475	PS Performance	G.RINALDO	Pit IN	28'51.246	14:31'40.955				
			PIT OUT	30'15.070	14:33'04.779	1'23.824 (1)	1'22.000		
488	APEX Competition	P.MEIJER L.ATTIANESE	Pit IN	29'55.320	14:32'45.029				
			PIT OUT	31'38.182	14:34'27.891	1'42.862 (1)	1'39.000		
503	Easy Race	L.BONTEMPELLI 'LINOS'	Pit IN	28'34.839	14:31'24.548				
			PIT OUT	30'01.398	14:32'51.107	1'26.559 (1)	1'24.000		
559	Raptor Engineering	M.CIANFONI G.NALDI	Pit IN	23'52.701	14:26'42.410				
			PIT OUT	25'10.195	14:27'59.904	1'17.494 (1)	1'12.000		
571	SP Racing Team	M.ABBATI	Pit IN	27'00.307	14:29'50.016				
			PIT OUT	28'36.661	14:31'26.370	1'36.354 (1)	1'32.000		
101	Best Lap	V.POSTIGLIONE							
272	DL Racing	R.STEFANI							
569		M.NAVATTA							





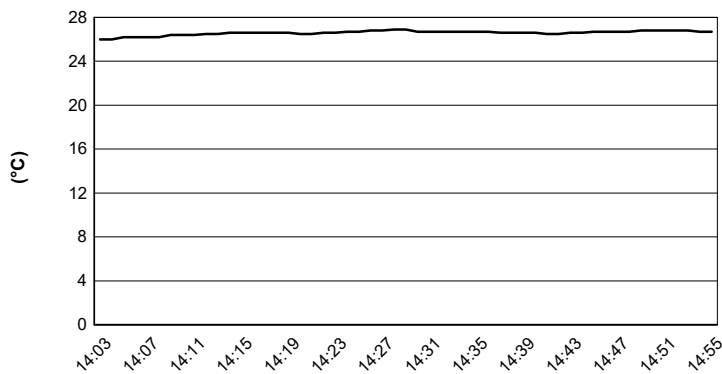
Vallelunga 4.085 m

ACI Racing Weekend Vallelunga, 23-24 Maggio 2026

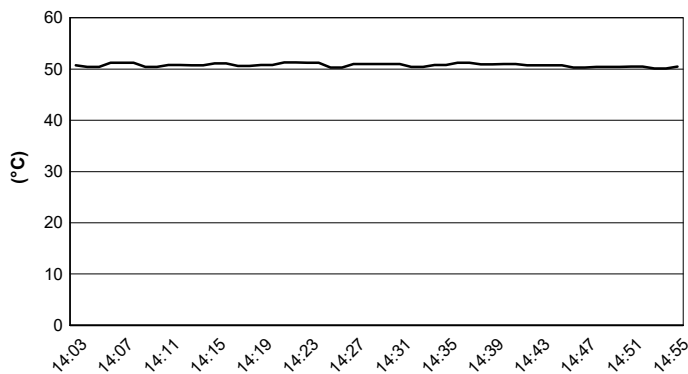
Campionato Italiano GT Sprint GTCup - Meteo Race 1

Session started 14:03 - Session ended 14:56

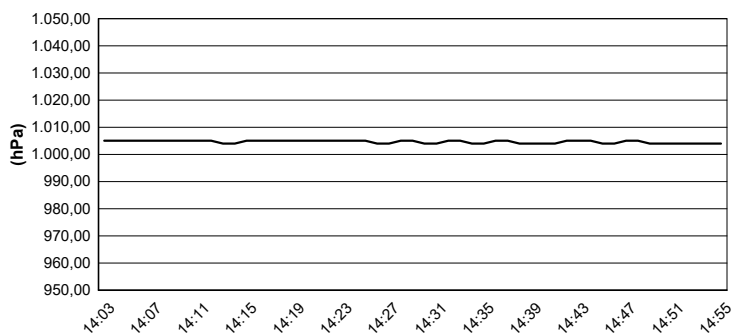
Air Temperature



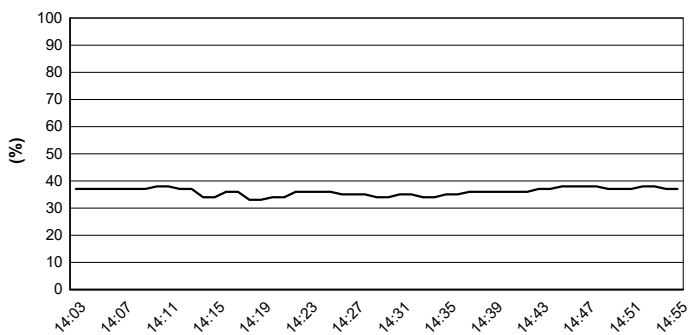
Track Temperature



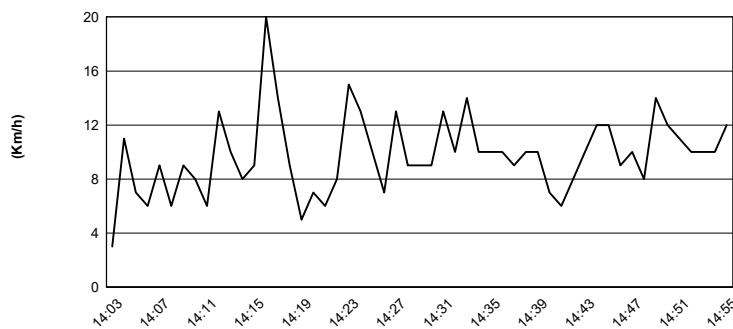
Air Pressure



Humidity

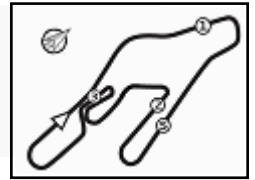


Wind Speed



Wind Direction





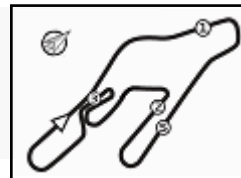
Vallelunga 4.085 m

ACI Racing Weekend Vallelunga, 23-24 Maggio 2026
Campionato Italiano GT Sprint GTCup - Griglia Gara 1 (Duration: 50' +1 Lap)

AMENDED

19	569	NAVATTA M. Raptor Engineering	McLaren 1'37.532		
18	475	RINALDO G. PS Performance	Porsche 1'36.017	559	CIANFONI M. Raptor Engineering
17	433	MURIGLIO R. BiRace Motorsport	Porsche 1'35.397	401	LARINI D. A2 Motorsport
16	221	MARZIALETTI G. MRNC12	Ferrari 1'35.078	571	ABBATI M. SP Racing Team
15	431	SANTI D. APEX Competition	Porsche 1'35.009	445	CONTESSI C. ZRS Motorsport
14	429	STEFANIN G. BiRace Motorsport	Porsche 1'34.887	503	BONTEMPELLI L. Easy Race
13	150	BORELLI E. Spirit of Racing	Ferrari 1'34.274	412	FULGORI A. ZRS Motorsport
12	188	ROWLEDGE J. Spirit of Racing	Ferrari 1'33.831	207	COASSIN F. Invictus
11	488	MEIJER P. APEX Competition	Porsche 1'33.761	208	PRIVITELIO D. Villorba Corse
10	212	NICOLI L. MRNC12	Ferrari 1'33.610	163	AGOGLIA P. DL Racing
9	111	FRASSINETI A. Best Lap	Ferrari 1'33.529	231	GALLI F. Krypton by DL Racing
8	203	GHERMANDI G. Zanasi Racing	Ferrari 1'33.466	251	CARMINATI E. CRM Competition
7	119	SARTORI M. Zanasi Racing	Ferrari 1'33.370	114	RYTTER M. Oregon Team
6	288	OLIVA G. DL Racing	Lamborghini 1'33.327	101	POSTIGLIONE V. Best Lap
5	147	TUCCI R. CRM Competition	Lamborghini 1'33.299	272	STEFANI R. DL Racing
4	123	FISICHELLA G. Double TT Racing	Ferrari 1'33.134	109	LOVATI T. Zanasi Racing
3	112	CROCCOLINO F. MRNC12	Ferrari 1'33.076	117	ARDUINI L. MM Motorsport
2	211	BRISSELLI V. Zanasi Racing	Ferrari 1'32.752	151	DI FABIO D. Spirit of Racing
1	184	ALESSI P. SF Squadra Corse	Lamborghini 1'32.278	106	POLLINI G. Pollini Racing





ACI Racing Weekend Vallelunga, 23-24 Maggio 2026

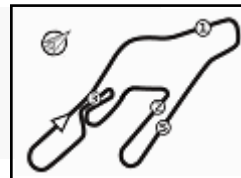
Campionato Italiano GT Sprint GTCup - Best Laps & Speed

Vallelunga 4.085 m

1 / 2

No. Entrant	Car	Best Lap		FP1		FP2		QP1		QP2		RC1				
		LL	SPD	LL	SPD	LL	SPD	LL	SPD	LL	SPD	LL	SPD			
1	184 SF SQUADRA CORSE Lamborghini Huracán ST Evo 2	1'32.278	87 252,3	1'34.403	25 247,1	1'34.154	23 248,8	1'32.278	6 252,3	1'32.559	8 251,2	1'34.042	25 248,8			
2	106 POLLINI GIACOMO Lamborghini Huracán ST Evo 2	1'32.377	92 247,7	1'34.456	25 245,5	1'33.748	28 246,6	1'33.763	8 246,0	1'32.377	6 247,7	1'33.786	25 246,0			
3	211 ZANASI RACING Ferrari 296 Challenge	1'32.752	88 257,1	1'34.561	24 252,3	1'35.426	27 257,1	1'34.839	6 248,8	1'32.752	6 252,3	1'35.578	25 250,6			
4	151 SPIRIT OF RACING Ferrari 296 Challenge	1'32.888	82 250,6	1'34.356	18 250,0	1'33.490	22 250,6	1'33.218	9 247,7	1'32.888	8 249,4	1'34.494	25 250,0			
5	112 MRNC12 Ferrari 296 Challenge	1'33.076	79 252,3	1'35.019	21 248,3	1'34.578	18 252,3	1'33.527	7 248,3	1'33.076	9 250,0	1'34.907	24 250,0			
6	117 MM MOTORSPORT Lamborghini Huracán ST Evo 2	1'33.106	96 251,2	1'35.607	25 249,4	1'35.185	29 248,3	1'34.004	8 251,2	1'33.106	9 251,2	1'35.191	25 248,8			
7	123 DOUBLE TT RACING Ferrari 296 Challenge	1'33.134	89 248,8	1'33.947	24 247,7	1'33.659	28 248,8	1'33.134	8 246,6	1'35.396	8 247,7	1'34.758	21 248,8			
8	109 ZANASI RACING Ferrari 296 Challenge	1'33.269	85 266,7	1'35.304	22 253,5	1'34.150	22 254,1	1'33.269	8 266,7	1'33.303	8 255,9	1'34.915	25 254,1			
9	147 CRM COMPETITION Lamborghini Huracán ST Evo 2	1'33.299	80 248,8	1'36.773	7 247,1	1'34.924	32 248,3	1'34.059	9 248,3	1'33.299	7 248,8	1'36.012	25 244,9			
10	272 DL RACING Lamborghini Huracán ST Evo 2	1'33.326	69 247,1	1'35.778	23 242,7	1'35.652	26 243,8	1'34.820	8 246,0	1'33.326	8 247,1	1'49.796	4 242,7			
11	288 DL RACING Lamborghini Huracán ST Evo 2	1'33.327	54 251,2	1'40.250	5 242,7	1'37.810	8 247,7	1'33.327	8 251,2	1'34.665	8 248,8	1'35.099	25 248,8			
12	101 BEST LAP Ferrari 296 Challenge	1'33.333	69 249,4	1'34.794	24 248,8	1'35.224	23 249,4	1'34.395	10 247,1	1'33.333	8 248,8	1'51.233	4 245,5			
13	119 ZANASI RACING Ferrari 296 Challenge	1'33.370	87 252,3	1'36.077	25 247,1	1'34.555	23 252,3	1'33.370	7 250,0	1'33.685	7 250,0	1'36.981	25 249,4			
14	114 OREGON TEAM Lamborghini Huracán ST Evo 2	1'33.455	81 247,7	1'35.856	26 243,8	1'35.203	20 245,5	1'33.455	9 247,7	1'33.687	9 247,1	1'35.379	17 245,5			
15	203 ZANASI RACING Ferrari 296 Challenge	1'33.466	89 253,5	1'35.199	24 252,3	1'35.530	28 253,5	1'33.466	6 251,2	1'33.891	6 253,5	1'35.868	25 251,2			
16	251 CARMINATI ETTORE Lamborghini Huracán ST Evo 2	1'33.517	90 247,7	1'36.298	25 243,8	1'35.470	26 243,8	1'34.166	8 246,0	1'33.517	6 247,7	1'36.467	25 245,5			
17	111 BEST LAP Ferrari 296 Challenge	1'33.529	78 249,4	1'34.541	21 247,7	1'35.767	17 248,8	1'33.668	7 247,7	1'33.529	8 247,7	1'34.894	25 249,4			
18	231 KRYPTON BY DL RACING Ferrari 296 Challenge	1'33.606	61 248,8	1'35.856	8 248,8	1'35.180	11 248,3	1'33.606	9 246,6		8 247,1	1'36.587	25 246,6			
19	212 MRNC12 Ferrari 296 Challenge	1'33.610	85 250,0	1'35.470	23 248,8	1'34.868	20 250,0	1'34.908	9 246,6	1'33.610	8 247,7	1'35.824	25 247,1			
20	163 DL RACING Lamborghini Huracán ST Evo 2	1'33.655	56 247,7	1'36.074	23 244,9	1'34.534	11 244,9	1'33.655	4 247,7			1'34.441	18 246,6			
21	488 APEX COMPETITION Porsche 911 Cup 992	1'33.761	57 238,9	1'35.299	20 238,9			1'34.742	7 237,9	1'33.761	5 238,4	1'35.687	25 236,3			
22	208 VILLORBA CORSE Lamborghini Huracán ST Evo 2	1'33.777	97 246,6	1'36.642	25 243,8	1'35.716	30 242,7	1'33.777	8 246,6	1'36.030	9 246,6	1'35.500	25 242,7			
23	188 SPIRIT OF RACING Ferrari 296 Challenge	1'33.831	73 248,8	1'34.901	25 247,1	1'34.144	28 248,8	1'33.831	7 247,7	1'36.191	9 247,7	1'53.564	4 247,1			
24	207 INVICTUS Lamborghini Huracán ST Evo 2	1'33.924	94 254,7	1'36.390	23 250,0	1'34.767	29 251,2	1'33.924	9 254,7	1'34.313	8 252,3	1'36.485	25 248,8			
25	150 SPIRIT OF RACING Ferrari 296 Challenge	1'34.274	82 249,4	1'36.125	25 246,0	1'34.862	15 249,4	1'34.274	8 248,8	1'35.911	9 248,3	1'35.960	25 248,8			
26	412 ZRS MOTORSPORT Porsche 911 Cup 992	1'34.519	82 237,4	1'36.979	24 235,3	1'36.945	20 235,8	1'34.698	7 237,4	1'34.519	6 237,4	1'37.131	25 236,8			





ACI Racing Weekend Vallelunga, 23-24 Maggio 2026

Campionato Italiano GT Sprint GTCup - Best Laps & Speed

Vallelunga 4.085 m

2 / 2

No. Entrant	Car	Best Lap		FP1		FP2		QP1		QP2		RC1					
		LL	SPD	LL	SPD	LL	SPD	LL	SPD	LL	SPD	LL	SPD				
27	216 TARGET RACING Ferrari 296 Challenge	1'34.654	57 249,4	1'35.528	20 246,0	1'35.523	29 249,4	1'34.654	8 244,9								
28	429 BIRACE MOTORSPORT Porsche 911 Cup 992	1'34.887	65 237,4	1'35.507	25 237,4			1'34.887	7 236,8	1'39.296	8 235,8	1'36.275	25 236,3				
29	503 EASY RACE Ferrari 488 Challenge	1'35.000	88 242,7	1'37.208	20 241,6	1'37.019	28 241,6	1'36.228	7 239,5	1'35.000	8 242,7	1'37.447	25 241,1				
30	431 APEX COMPETITION Porsche 911 Cup 992	1'35.009	85 238,9	1'36.284	24 237,4	1'36.567	24 237,9	1'35.604	8 237,9	1'35.009	4 238,9	1'37.352	25 237,4				
31	445 ZRS MOTORSPORT Porsche 911 Cup 992	1'35.076	61 237,4	1'38.055	20 234,8			1'35.076	7 237,4	1'36.460	9 235,8	1'37.140	25 236,8				
32	221 MRNC12 Ferrari 296 Challenge	1'35.078	75 248,8	1'37.209	19 245,5	1'35.726	16 248,8	1'35.078	6 244,9	1'36.663	9 248,3	1'36.786	25 246,0				
33	571 SP RACING TEAM Porsche 911 Cup 992	1'35.169	87 240,5	1'36.487	19 237,9	1'36.507	25 240,5	1'35.169	9 238,4	1'35.275	9 238,4	1'36.716	25 239,5				
34	433 BIRACE MOTORSPORT Porsche 911 Cup 992	1'35.397	96 237,9	1'37.422	25 235,8	1'36.705	30 236,3	1'35.958	8 237,4	1'35.397	8 236,8	1'37.195	25 237,9				
35	401 A2 MOTORSPORT Porsche 911 Cup 992	1'35.684	90 235,3	1'37.159	25 235,3	1'35.991	26 232,8	1'35.684	8 234,8	1'36.406	6 232,3	1'36.934	25 235,3				
36	475 PS PERFORMANCE Porsche 911 Cup 992	1'36.017	80 236,8	1'40.229	23 234,3	1'37.102	19 235,8	1'36.332	7 235,8	1'36.017	6 236,8	1'38.178	25 234,8				
37	559 RAPTOR ENGINEERING McLaren Artura Trophy Evo	1'36.214	91 239,5	1'37.116	22 238,4	1'37.114	30 239,5	1'37.244	9 237,9	1'36.214	5 238,4	1'37.724	25 238,4				
38	569 RAPTOR ENGINEERING McLaren Artura Trophy Evo	1'37.532	59 237,9	1'41.434	19 235,8	1'39.380	24 237,9	1'37.532	8 237,9	1'38.926	8 235,3						
39	209 VILLORBA CORSE Lamborghini Huracán ST Evo 2																

