

ACI Racing Weekend Imola, 25-26 Aprile 2026

Campionato Italiano GT Sprint GTCup - Classifica Race 2

Laps 25 = 122,725 km - Avg 139,548 km/h - Race Time 52'46.009

Imola Circuit 4.909 m

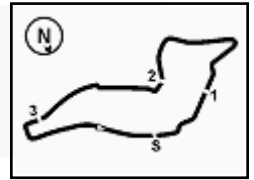
1 / 2

No.	Driver 1 Entrant	Driver 2 Team	Car	Class	Laps	Time	Gap	Rel.	Fastest Lap
1	101 POSTIGLIONE Vito (ITA) BEST LAP	COMANDINI Stefano (ITA) 1'44.077 Best Lap	Ferrari 296 Challenge	GTC1P	25	52'46.009		13	1'43.703
2P	109 FONTANA Andrea (ITA) ZANASI RACING	LOVATI Tommaso (ITA) 1'43.924 Zanasi Racing	Ferrari 296 Challenge	GTC1P	25	52'48.298	2.289	2.289	5 1'43.132
3	114 FICO Giuseppe (DEU) 1'44.507 OREGON TEAM	RYTTER Milan (DNK) Oregon Team	Lamborghini Huracán ST Evo 2	GTC1P	25	52'50.416	4.407	2.118	11 1'43.613
4P	106 POLLINI Giacomo (ITA) POLLINI GIACOMO	POLLINI Matteo (ITA) 1'45.265 Pollini Racing	Lamborghini Huracán ST Evo 2	GTC1P	25	52'54.468	8.459	4.052	11 1'42.665
5	150 BORELLI Edoardo (ITA) SPIRIT OF RACING	MENDEZ Andres (COL) 1'46.182 Spirit of Racing	Ferrari 296 Challenge	GTC1P	25	53'04.839	18.830	10.371	13 1'44.481
6	117 ARDUINI Leonardo (ITA) MM MOTORSPORT	BARTOSZUK Michal (POL) 1'45.911 MM Motorsport	Lamborghini Huracán ST Evo 2	GTC1P	25	53'05.523	19.514	0.684	5 1'45.089
7P	111 FRASSINETI Alex (ITA) BEST LAP	PEGORARO Lorenzo (ITA) 1'44.793 Best Lap	Ferrari 296 Challenge	GTC1P	25	53'08.452	22.443	2.929	12 1'43.244
8	211 BRISELLI Victor (ITA) 1'47.818 ZANASI RACING	DEMARCHI Luca (ITA) Zanasi Racing	Ferrari 296 Challenge	GTC1A	25	53'10.341	24.332	1.889	13 1'43.911
9	208 PRIVITELIO Luciano (SMR) 1'47.905 VILLORBA CORSE	PRIVITELIO Donovan (SMR) Villorba Corse	Lamborghini Huracán ST Evo 2	GTC1A	25	53'10.704	24.695	0.363	25 1'45.335
10	261 GOSTNER Thomas (ITA) MP RACING	MP Racing	Ferrari 296 Challenge	GTC1A	25	53'16.280	30.271	5.576	12 1'45.284
11	216 ALESSANDRI Pierluigi (ITA) TARGET RACING	Target Racing	Ferrari 296 Challenge	GTC1A	25	53'17.242	31.233	0.962	11 1'44.651
12	251 CARMINATI Ettore (ITA) CARMINATI ETTORE	CRM Competition	Lamborghini Huracán ST Evo 2	GTC1A	25	53'18.604	32.595	1.362	12 1'45.517
13	488 ATTIANESE Luca (ITA) 1'46.322 APEX COMPETITION	MEIJER Paul (NLD) APEX Competition	Porsche 911 Cup 992	GTC2P	25	53'20.871	34.862	2.267	11 1'44.389
14P	147 TUCCI Riccardo (ITA) CRM COMPETITION	CRM Competition	Lamborghini Huracán ST Evo 2	GTC1P	25	53'21.616	35.607	0.745	12 1'45.727
15	282 RUGOLO Michele (ITA) SPIRIT OF RACING	VAN DER VORM Willem (MCO) 1'46.011 Spirit of Racing	Ferrari 296 Challenge	GTC1A	25	53'23.488	37.479	1.872	11 1'44.282
16	429 LAURINI Lodovico (ITA) BIRACE MOTORSPORT	STEFANIN Giovanni (ITA) 1'52.660 BiRace Motorsport	Porsche 911 Cup 992	GTC2P	25	53'24.261	38.252	0.773	16 1'45.064
17	272 CASTELLARIN Remo (ITA) 1'47.758 DL RACING	STEFANI Ronnie (ITA) DL Racing	Lamborghini Huracán ST Evo 2	GTC1A	25	53'29.127	43.118	4.866	5 1'44.326
18P	433 CALCAGNO Paolo (ITA) 1'48.078 BIRACE MOTORSPORT	MURIGLIO Roberto (ITA) BiRace Motorsport	Porsche 911 Cup 992	GTC2P	25	53'29.743	43.734	0.616	11 1'45.807
19	445 CONTESSI Carlo (ITA) 1'47.466 ZRS MOTORSPORT	PAVAN Sebastiano (ITA) ZRS Motorsport	Porsche 911 Cup 992	GTC2P	25	53'30.267	44.258	0.524	21 1'47.460
20	412 CIRELLI Riccardo (ITA) ZRS MOTORSPORT	FULGORI Alberto (ITA) 1'47.767 ZRS Motorsport	Porsche 911 Cup 992	GTC2P	25	53'30.680	44.671	0.413	11 1'45.672
21P	571 ABBATI Massimo (ITA) SP RACING TEAM	SP Racing Team	Porsche 911 Cup 992	GTC2A	25	53'32.030	46.021	1.350	14 1'46.337
22P	481 JEETS Gregor (EST) TARGET RACING	Target Racing	McLaren Artura Trophy Evo	GTC2P	25	53'48.399	1'02.390	16.369	12 1'46.104
23P	221 LEVY Federica (ITA) 1'47.962 MRNC12	VILLARS Laura (CHE) MRNC12	Ferrari 296 Challenge	GTC1A	25	53'54.530	1'08.521	6.131	11 1'45.822
24P	575 BONTEMPELLI Lorenzo (ITA) PS PERFORMANCE	'LINOS' (ITA) 1'48.684 PS Performance	Porsche 911 Cup 992	GTC2A	25	54'11.826	1'25.817	17.296	10 1'47.231
25	502 DI LEO Enrico (ITA) 1'50.050 DI LEO ENRICO	'POPPY' (ITA) MEGA Motorsport	Porsche 911 Cup 992	GTC2A	25	54'24.790	1'38.781	12.964	12 1'46.275
26	209 MATIC Petar (SRB) VILLORBA CORSE	Villorba Corse	Lamborghini Huracán ST Evo 2	GTC1A	24	53'34.598	1 Lap	1 Lap	16 1'47.953
27	517 RENMANS Rik (BEL) 1'54.712 SPEED LOVER	MEULDERS Wim (BEL) Speed Lover	Porsche 911 Cup 992	GTC2A	24	54'19.394	1 Lap	44.796	12 1'48.971
28	151 MEGNA Leonardo (ITA) SPIRIT OF RACING	DI FABIO Diego (ITA) 1'45.241 Spirit of Racing	Ferrari 296 Challenge	GTC1P	22	47'44.985	3 Laps	2 Laps	17 1'43.758
29P	231 GALLI Francesco (ITA) KRYPTON BY DL RACING	Krypton by DL Racing	Ferrari 296 Challenge	GTC1A	22	47'56.335	3 Laps	11.350	11 1'44.453
30P	250 GOSTNER David (ITA) GOSTNER DAVID	MP Racing	Ferrari 296 Challenge	GTC1A	22	48'35.394	3 Laps	39.059	11 1'44.417
31	112 CROCCOLINO Filippo (ITA) MRNC12	PANICCIÀ Riccardo (ITA) 1'43.555 MRNC12	Ferrari 296 Challenge	GTC1P	21	45'52.155	4 Laps	1 Lap	11 1'42.589
32	184 ALESSI Pietro (ITA) 1'44.441 SF SQUADRA CORSE	LANCELLOTTI Mattia (ITA) SF Squadra Corse	Lamborghini Huracán ST Evo 2	GTC1P	21	46'02.596	4 Laps	10.441	14 1'43.870
----- Not Classified -----									
RET	288 DANIELE Francesco (ITA) 1'46.856 DL RACING	OLIVA Gaetano (ITA) DL Racing	Lamborghini Huracán ST Evo 2	GTC1A	16	35'39.973	9 Laps		5 1'44.547
RET	212 NICOLI Lorenzo (ITA) MRNC12	PIERANTONI Emiliano (ITA) 1'46.801 MRNC12	Ferrari 296 Challenge	GTC1A	15	34'16.288	10 Laps		14 1'44.303
RET	207 COASSIN Francesco (ITA) INVICTUS	LANCELOTTI Angelo (ITA) Invictus	Lamborghini Huracán ST Evo 2	GTC1A	13	32'55.924	12 Laps		5 1'46.625
RET	188 SAMORUKOV Fedor (RUS) SPIRIT OF RACING	AL RIFAI Federico (UAE) 1'50.068 Spirit of Racing	Ferrari 296 Challenge	GTC1P	13	37'35.331	12 Laps		11 1'49.409

Stewards : Ivan Lambiasi Ronny Guarini Marino Tassinaro

26/04/2026 Start 15:33 End 16:28





Imola Circuit 4.909 m

2 / 2

ACI Racing Weekend Imola, 25-26 Aprile 2026 Campionato Italiano GT Sprint GTCup - Classifica Race 2

RET	203	GHERMANDI Giacomo (ITA) ZANASI RACING	PIRIA Vittoria (ITA) Zanasi Racing	Ferrari 296 Challenge	GTC1A	7	20'29.252	18 Laps	4	2'01.350
RET	559	OLIVIERI Flavio (ITA) RAPTOR ENGINEERING	CIANFONI Matteo (ITA) Raptor Engineering	McLaren Artura Trophy Evo	GTC2A	5	11'45.174	20 Laps	5	1'47.129
RET	401	LARINI Davide (ITA) A2 MOTORSPORT	DAMINATO Fabio (ITA) A2 Motorsport	Porsche 911 Cup 992	GTC2P	5	11'46.398	20 Laps	5	1'47.014
RET	569	NAVATTA Massimo (ITA) RAPTOR ENGINEERING	TIRELLI Riccardo (ITA) Raptor Engineering	McLaren Artura Trophy Evo	GTC2A	5	11'57.182	20 Laps	5	1'51.089
RET	531	MARZI Valerio (ITA) APEX COMPETITION	ROMAGNOLI Riccardo (ITA) APEX Competition	Porsche 911 Cup 992	GTC2A	5	11'57.445	20 Laps	5	1'51.121
RET	273	GOSTNER Corinna (ITA) GOSTNER CORINNA	MP Racing	Ferrari 296 Challenge	GTC1A	1	4'20.687	24 Laps		
RET	163	AGOGLIA Pietro Pio (ITA) DL RACING	BUCCI Mattia (ITA) DL Racing	Lamborghini Huracán ST Evo 2	GTC1P	0				
RET	119	SARTORI Matteo (ITA) ZANASI RACING	SIMONINI Mattia (ITA) Zanasi Racing	Ferrari 296 Challenge	GTC1P	0				
-----Guest-----										
G	123	RODA Davide (ITA) 1'46.488 DOUBLE TT RACING	FISICHELLA Giancarlo (ITA) Double TT Racing	Ferrari 296 Challenge	GTC1P	25	53'03.269	17.260	5	1'42.337

Starting: 45 Classified: 32 Not Classified: 0 Retired: 12 Not Started: 0 Guest: 1
Fastest Lap N. 5 No. 123 Giancarlo Fisichella 9 Time 1'42.337 Avg. 172,688 Km/h

Humidity:	40%	Air	26°C
Condition:	DRY	Track	47°C

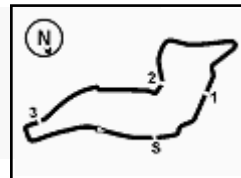
Penalty and Infringement

15.55	111	Best Lap	#111 Time Penalty 5 sec - SC restart infringement
16.06	288	DL Racing	#288 Drive Through Penalty - Incident with #251
16.17	231	Krypton by DL Racing	#231 Time Penalty 5 sec - SC restart infringement
16.18	221	MRNC12	#221 Stop and Go Penalty converted to 25 sec penalty
16.18	250	Gostner David	#250 Stop and Go Penalty converted to 25 sec penalty
16.18	481	Target Racing	#481 Stop and Go Penalty converted to 25 sec penalty
16.19	106	Pollini Giacomo	#106 Time Penalty 0.519 sec - Incorrect driver change
16.19	109	Zanasi Racing	#109 Time Penalty 0.573 sec - Incorrect driver change
16.19	147	CRM Competition	#147 Time Penalty 0.309 sec - Incorrect driver change
16.20	231	Krypton by DL Racing	#231 Time Penalty 0.795 sec - Incorrect driver change
16.20	433	BiRace Motorsport	#433 Time Penalty 0.942 sec - Incorrect driver change
16.20	571	SP Racing Team	#571 Time Penalty 0.471 sec - Incorrect driver change
18.11	575	PS Performance	#575 Time Penalty 25 sec - Stewards dec. n. 29
18.12	250	Gostner David	#250 Time Penalty 25 sec - Stewards dec. n. 30

Stewards : Ivan Lambiasi Ronny Guarini Marino Tassinaro

26/04/2026 Start 15:33 End 16:28





Imola Circuit 4.909 m

1 / 3

ACI Racing Weekend Imola, 25-26 Aprile 2026

Campionato Italiano GT Sprint GTCup - Classifica di Classe Race 2

Classe GTCUP 1a Divisione AM

Laps 25 = 122,725 km - Avg 138,484 km/h - Race Time 53'10.341

No.	Driver 1 Entrant	Driver 2 Team	Car	Laps	Time	Gap	Rel.	Fastest Lap
1	211 BRISELLI Victor (ITA) 1'47.818 ZANASI RACING	DEMARCHI Luca (ITA) Zanasi Racing	Ferrari 296 Challenge	25	53'10.341		13	1'43.911
2	208 PRIVITELIO Luciano (SMR) 1'47.905 VILLORBA CORSE	PRIVITELIO Donovan (SMR) Villorba Corse	Lamborghini Huracán ST Evo 2	25	53'10.704	0.363	0.363 25	1'45.335
3	261 GOSTNER Thomas (ITA) MP RACING	MP Racing	Ferrari 296 Challenge	25	53'16.280	5.939	5.576 12	1'45.284
4	216 ALESSANDRI Pierluigi (ITA) TARGET RACING	Target Racing	Ferrari 296 Challenge	25	53'17.242	6.901	0.962 11	1'44.651
5	251 CARMINATI Ettore (ITA) CARMINATI ETTORE	CRM Competition	Lamborghini Huracán ST Evo 2	25	53'18.604	8.263	1.362 12	1'45.517
6	282 RUGOLO Michele (ITA) SPIRIT OF RACING	VAN DER VORM Willem (MCO) 1'46.011 Spirit of Racing	Ferrari 296 Challenge	25	53'23.488	13.147	4.884 11	1'44.282
7	272 CASTELLARIN Remo (ITA) 1'47.758 DL RACING	STEFANI Ronnie (ITA) DL Racing	Lamborghini Huracán ST Evo 2	25	53'29.127	18.786	5.639 5	1'44.326
8P	221 LEVY Federica (ITA) 1'47.962 MRNC12	VILLARS Laura (CHE) MRNC12	Ferrari 296 Challenge	25	53'54.530	44.189	25.403 11	1'45.822
9	209 MATIC Petar (SRB) VILLORBA CORSE	Villorba Corse	Lamborghini Huracán ST Evo 2	24	53'34.598	1 Lap	1 Lap 16	1'47.953
10P	231 GALLI Francesco (ITA) KRYPTON BY DL RACING	Krypton by DL Racing	Ferrari 296 Challenge	22	47'56.335	3 Laps	2 Laps 11	1'44.453
11P	250 GOSTNER David (ITA) GOSTNER DAVID	MP Racing	Ferrari 296 Challenge	22	48'35.394	3 Laps	39.059 11	1'44.417
----- Not Classified -----								
RET	288 DANIELE Francesco (ITA) 1'46.856 DL RACING	OLIVA Gaetano (ITA) DL Racing	Lamborghini Huracán ST Evo 2	16	35'39.973	9 Laps	5	1'44.547
RET	212 NICOLI Lorenzo (ITA) MRNC12	PIERANTONI Emiliano (ITA) 1'46.801 MRNC12	Ferrari 296 Challenge	15	34'16.288	10 Laps	14	1'44.303
RET	207 COASSIN Francesco (ITA) INVICTUS	LANCELOTTI Angelo (ITA) Invictus	Lamborghini Huracán ST Evo 2	13	32'55.924	12 Laps	5	1'46.625
RET	203 GHERMANDI Giacomo (ITA) ZANASI RACING	PIRIA Vittoria (ITA) Zanasi Racing	Ferrari 296 Challenge	7	20'29.252	18 Laps	4	2'01.350
RET	273 GOSTNER Corinna (ITA) GOSTNER CORINNA	MP Racing	Ferrari 296 Challenge	1	4'20.687	24 Laps		

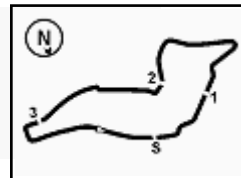
Starting: 16 Classified: 11 Not Classified: 0 Retired: 5 Not Started: 0
 Fastest Lap N. 13 No. 211 Luca Demarchi Time 1'43.911 Avg. 170,072 Km/h

Clerk of the Course : Massimiliano Ghinassi

Race Director : Alessandro Ferrari

26/04/2026 Start 15:33 End 16:28





Imola Circuit 4.909 m

2 / 3

ACI Racing Weekend Imola, 25-26 Aprile 2026

Campionato Italiano GT Sprint GTCup - Classifica di Classe Race 2

Classe GTCUP 1a Divisione PRO-AM

Laps 25 = 122,725 km - Avg 139,548 km/h - Race Time 52'46.009

No.	Driver 1 Entrant	Driver 2 Team	Car	Laps	Time	Gap	Rel.	Fastest Lap
1	101 POSTIGLIONE Vito (ITA) BEST LAP	COMANDINI Stefano (ITA) 1'44.077 Best Lap	Ferrari 296 Challenge	25	52'46.009		13	1'43.703
2P	109 FONTANA Andrea (ITA) ZANASI RACING	LOVATI Tommaso (ITA) 1'43.924 Zanasi Racing	Ferrari 296 Challenge	25	52'48.298	2.289	2.289	5 1'43.132
3	114 FICO Giuseppe (DEU) 1'44.507 OREGON TEAM	RYTTER Milan (DNK) Oregon Team	Lamborghini Huracán ST Evo 2	25	52'50.416	4.407	2.118	11 1'43.613
4P	106 POLLINI Giacomo (ITA) POLLINI GIACOMO	POLLINI Matteo (ITA) 1'45.265 Pollini Racing	Lamborghini Huracán ST Evo 2	25	52'54.468	8.459	4.052	11 1'42.665
5	150 BORELLI Edoardo (ITA) SPIRIT OF RACING	MENDEZ Andres (COL) 1'46.182 Spirit of Racing	Ferrari 296 Challenge	25	53'04.839	18.830	10.371	13 1'44.481
6	117 ARDUINI Leonardo (ITA) MM MOTORSPORT	BARTOSZUK Michal (POL) 1'45.911 MM Motorsport	Lamborghini Huracán ST Evo 2	25	53'05.523	19.514	0.684	5 1'45.089
7P	111 FRASSINETI Alex (ITA) BEST LAP	PEGORARO Lorenzo (ITA) 1'44.793 Best Lap	Ferrari 296 Challenge	25	53'08.452	22.443	2.929	12 1'43.244
8P	147 TUCCI Riccardo (ITA) CRM COMPETITION	CRM Competition	Lamborghini Huracán ST Evo 2	25	53'21.616	35.607	13.164	12 1'45.727
9	151 MEGNA Leonardo (ITA) SPIRIT OF RACING	DI FABIO Diego (ITA) 1'45.241 Spirit of Racing	Ferrari 296 Challenge	22	47'44.985	3 Laps	3 Laps	17 1'43.758
10	112 CROCCOLINO Filippo (ITA) MRNC12	PANICCIÀ Riccardo (ITA) 1'43.555 MRNC12	Ferrari 296 Challenge	21	45'52.155	4 Laps	1 Lap	11 1'42.589
11	184 ALESSI Pietro (ITA) 1'44.441 SF SQUADRA CORSE	LANCELLOTTI Mattia (ITA) SF Squadra Corse	Lamborghini Huracán ST Evo 2	21	46'02.596	4 Laps	10.441	14 1'43.870
----- Not Classified -----								
RET	188 SAMORUKOV Fedor (RUS) SPIRIT OF RACING	AL RIFAI Federico (UAE) 1'50.068 Spirit of Racing	Ferrari 296 Challenge	13	37'35.331	12 Laps		11 1'49.409
RET	163 AGOLIA Pietro Pio (ITA) DL RACING	BUCCI Mattia (ITA) DL RACING	Lamborghini Huracán ST Evo 2	0				
RET	119 SARTORI Matteo (ITA) ZANASI RACING	SIMONINI Mattia (ITA) Zanasi Racing	Ferrari 296 Challenge	0				
----- Guest -----								
G	123 RODA Davide (ITA) 1'46.488 DOUBLE TT RACING	FISICHELLA Giancarlo (ITA) Double TT Racing	Ferrari 296 Challenge	25	53'03.269	17.260		5 1'42.337

Starting: 15 Classified: 11 Not Classified: 0 Retired: 3 Not Started: 0 Guest: 1
 Fastest Lap N. 5 No. 123 Giancarlo Fisichella 9 Time 1'42.337 Avg. 172,688 Km/h

Classe GTCUP 2a Divisione AM

Laps 25 = 122,725 km - Avg 137,549 km/h - Race Time 53'32.030

No.	Driver 1 Entrant	Driver 2 Team	Car	Laps	Time	Gap	Rel.	Fastest Lap
1P	571 ABBATI Massimo (ITA) SP RACING TEAM	SP Racing Team	Porsche 911 Cup 992	25	53'32.030		14	1'46.337
2P	575 BONTEMPELLI Lorenzo (ITA) PS PERFORMANCE	'LINOS' (ITA) 1'48.684 PS Performance	Porsche 911 Cup 992	25	54'11.826	39.796	39.796	10 1'47.231
3	502 DI LEO Enrico (ITA) 1'50.050 DI LEO ENRICO	'POPPY' (ITA) MEGA Motorsport	Porsche 911 Cup 992	25	54'24.790	52.760	12.964	12 1'46.275
4	517 RENMANS Rik (BEL) 1'54.712 SPEED LOVER	MEULDERS Wim (BEL) Speed Lover	Porsche 911 Cup 992	24	54'19.394	1 Lap	1 Lap	12 1'48.971
----- Not Classified -----								
RET	559 OLIVIERI Flavio (ITA) RAPTOR ENGINEERING	CIANFONI Matteo (ITA) Raptor Engineering	McLaren Artura Trophy Evo	5	11'45.174	20 Laps		5 1'47.129
RET	569 NAVATTA Massimo (ITA) RAPTOR ENGINEERING	TIRELLI Riccardo (ITA) Raptor Engineering	McLaren Artura Trophy Evo	5	11'57.182	20 Laps		5 1'51.089
RET	531 MARZI Valerio (ITA) APEX COMPETITION	ROMAGNOLI Riccardo (ITA) APEX Competition	Porsche 911 Cup 992	5	11'57.445	20 Laps		5 1'51.121

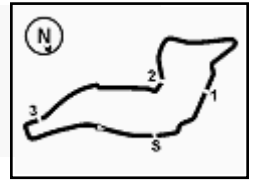
Starting: 7 Classified: 4 Not Classified: 0 Retired: 3 Not Started: 0
 Fastest Lap N. 12 No. 502 'Poppy' Time 1'46.275 Avg. 166,289 Km/h

Clerk of the Course : Massimiliano Ghinassi

Race Director : Alessandro Ferrari

Start 26/04/2026 15:33
 End 16:28





Imola Circuit 4.909 m

3 / 3

ACI Racing Weekend Imola, 25-26 Aprile 2026

Campionato Italiano GT Sprint GTCup - Classifica di Classe Race 2

Classe GTCUP 2a Divisione PRO-AM

Laps 25 = 122,725 km - Avg 138,028 km/h - Race Time 53'20.871

No.	Driver 1 Entrant	Driver 2 Team	Car	Laps	Time	Gap	Rel.	Fastest Lap
1	488 ATTIANESE Luca (ITA) 1'46.322 APEX COMPETITION	MEIJER Paul (NLD) APEX Competition	Porsche 911 Cup 992	25	53'20.871		11	1'44.389
2	429 LAURINI Lodovico (ITA) BIRACE MOTORSPORT	STEFANIN Giovanni (ITA) 1'52.660 BiRace Motorsport	Porsche 911 Cup 992	25	53'24.261	3.390	3.390 16	1'45.064
3P	433 CALCAGNO Paolo (ITA) 1'48.078 BIRACE MOTORSPORT	MURIGLIO Roberto (ITA) BiRace Motorsport	Porsche 911 Cup 992	25	53'29.743	8.872	5.482 11	1'45.807
4	445 CONTESSI Carlo (ITA) 1'47.466 ZRS MOTORSPORT	PAVAN Sebastiano (ITA) ZRS Motorsport	Porsche 911 Cup 992	25	53'30.267	9.396	0.524 21	1'47.460
5	412 CIRELLI Riccardo (ITA) ZRS MOTORSPORT	FULGORI Alberto (ITA) 1'47.767 ZRS Motorsport	Porsche 911 Cup 992	25	53'30.680	9.809	0.413 11	1'45.672
6P	481 JEETS Gregor (EST) TARGET RACING	Target Racing	McLaren Artura Trophy Evo	25	53'48.399	27.528	17.719 12	1'46.104
----- Not Classified -----								
RET	401 LARINI Davide (ITA) A2 MOTORSPORT	DAMINATO Fabio (ITA) A2 Motorsport	Porsche 911 Cup 992	5	11'46.398	20 Laps		5 1'47.014

Starting: 7 Classified: 6 Not Classified: 0 Retired: 1 Not Started: 0
 Fastest Lap N. 11 No. 488 Paul Meijer Time 1'44.389 Avg. 169,294 Km/h

Humidity:	40%	Air	26°C
Condition:	DRY	Track	47°C

Clerk of the Course : Massimiliano Ghinassi

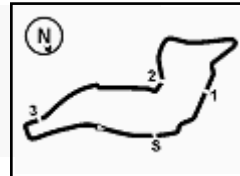
Race Director : Alessandro Ferrari

26/04/2026 Start 15:33 End 16:28



Powered by FICr PERUGIA TIMING





ACI Racing Weekend Imola, 25-26 Aprile 2026

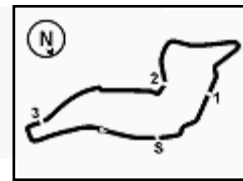
Campionato Italiano GT Sprint GTCup - Contagiri Race 2

Imola Circuit 4.909 m

Lap																										
	1	2	3	4	5	6	7	8	9	10	11	12	13	14	15	16	17	18	19	20	21	22	23	24	25	
1	106	106	106	106	106	106	106	106	106	106	106	106	106	106	147	101	101	101	101	101	101	101	101	101	101	101
2	123	123	123	123	123	123	123	123	123	123	123	123	123	123	111	114	114	114	114	114	109	109	109	109	109	109
3	109	109	109	109	109	109	109	109	109	109	109	109	109	109	114	101	106	109	109	109	114	114	114	114	114	114
4	184	184	184	184	184	184	184	184	184	184	184	112	112	112	112	101	106	109	106	106	106	106	106	106	106	106
5	112	112	112	112	112	112	112	112	112	111	111	111	111	111	282	109	123	123	112	112	112	112	123	123	123	123
6	151	151	151	151	114	114	114	111	111	114	114	114	114	114	147	123	150	112	123	123	123	123	150	150	150	111
7	101	101	101	114	111	111	111	111	114	114	101	101	101	101	221	111	112	150	150	150	150	150	151	111	111	150
8	114	114	114	111	151	151	151	151	151	151	250	150	150	433	150	288	250	250	250	250	250	250	250	117	117	117
9	111	111	111	101	101	101	101	101	101	101	117	150	488	488	150	282	117	117	117	117	117	151	111	211	211	211
10	117	117	117	117	117	117	117	117	117	117	250	488	231	288	109	288	250	216	216	216	151	117	117	208	208	208
11	188	188	188	250	250	250	250	250	250	250	150	231	282	282	123	117	216	151	151	151	216	111	211	261	261	261
12	250	250	250	150	150	150	150	150	150	488	282	288	481	288	112	151	111	111	111	111	231	231	216	216	216	216
13	150	150	150	216	488	488	488	488	488	231	288	481	412	112	250	111	488	488	231	231	211	208	251	251	251	
14	216	216	216	488	216	216	216	216	231	282	216	412	433	488	216	488	231	231	488	208	184	216	488	488	488	
15	488	488	488	231	231	231	231	231	216	288	481	433	147	117	221	433	433	433	433	211	147	488	481	481	147	
16	231	231	231	282	282	282	282	282	282	216	412	147	502	250	151	231	208	208	208	184	216	261	147	147	481	
17	251	251	251	288	288	288	288	288	288	272	433	502	575	481	488	211	211	211	211	147	208	251	433	282	282	
18	282	282	282	272	272	272	272	272	272	481	147	445	221	216	433	208	184	184	184	488	488	481	282	429	429	
19	203	203	203	481	481	481	481	481	481	412	502	575	251	412	231	184	147	147	147	433	261	147	429	433	433	
20	288	288	288	261	261	261	261	261	261	147	117	221	231	151	211	481	481	481	261	251	433	272	272	272	272	
21	272	272	272	147	147	147	147	147	412	433	212	251	117	502	208	147	261	261	261	481	433	282	221	221	221	
22	445	445	445	559	559	412	412	412	147	502	445	517	216	231	481	272	272	272	272	251	481	272	445	445	445	
23	481	481	481	412	207	433	433	433	433	445	575	216	250	208	184	261	251	251	251	272	272	221	571	571	412	
24	261	261	261	207	412	445	445	445	502	575	221	250	445	211	272	282	282	282	282	282	282	429	412	412	571	
25	559	559	559	401	401	502	502	502	445	212	251	117	151	272	261	251	221	221	221	221	221	445	502	502	575	
26	502	502	502	445	433	575	575	575	575	221	517	212	272	184	212	221	429	429	429	429	429	571	575	575	502	
27	147	147	147	433	445	211	211	211	211	571	272	272	208	261	251	412	445	445	445	445	445	412	209	209	209	
28	412	412	412	502	502	571	571	571	212	251	151	261	261	212	412	429	571	571	571	571	571	502	517	517	517	
29	401	401	401	575	575	212	212	212	212	571	209	261	151	211	575	429	445	502	502	502	412	412	575			
30	207	207	207	211	211	221	221	221	221	517	208	208	184	251	445	502	575	575	575	502	502	209				
31	433	433	433	571	571	208	208	208	208	207	571	211	212	445	502	571	412	412	412	575	575	517				
32	211	211	211	212	212	429	429	429	207	429	211	184	429	429	571	575	209	209	209	209	209					
33	575	575	575	429	221	207	207	207	209	261	184	429	571	571	575	209	517	517	517	517	517					
34	429	429	429	221	208	209	209	209	251	208	429	571	517	209	209	517										
35	571	571	571	203	429	517	517	517	429	211	209	209	209	517	517											
36	212	212	212	569	569	251	251	251	517	184	207	207	207													
37	221	221	221	531	531	203	203	188	188	188	188	188	188													
38	569	569	569	208	209	188	188																			
39	208	208	208	209	517																					
40	531	531	531	517	251																					
41	209	209	209	251	203																					
42	517	517	517	188	188																					
43	273																									

Final Result		
1	101 BEST LAP	Laps 25
2	109 ZANASI RACING (P)	2.289
3	114 OREGON TEAM	4.407
4	106 POLLINI GIACOMO (P)	8.459
5	150 SPIRIT OF RACING	18.830
6	117 MM MOTORSPORT	19.514
7	111 BEST LAP (P)	22.443
8	211 ZANASI RACING	24.332
9	208 VILLORBA CORSE	24.695
10	261 MP RACING	30.271
11	216 TARGET RACING	31.233
12	251 CARMINATI ETTORE	32.595
13	488 APEX COMPETITION	34.862
14	147 CRM COMPETITION	35.607
15	282 SPIRIT OF RACING	37.479
16	429 BIRACE MOTORSP	38.252
17	272 DL RACING	43.118
18	433 BIRACE MOTORSP	43.734
19	445 ZRS MOTORSPORT	44.258
20	412 ZRS MOTORSPORT	44.671
21	571 SP RACING TEAM (P)	46.021
22	481 TARGET RACING (P)	1'02.390
23	221 MRNC12 (P)	1'08.521
24	575 PS PERFORMANCE (1'25.817
25	502 DI LEO ENRICO	1'38.781
26	209 VILLORBA CORSE	1 Lap
27	517 SPEED LOVER	1 Lap
28	151 SPIRIT OF RACING	3 Laps
29	231 KRYPTON BY DL RAC	3 Laps
30	250 GOSTNER DAVID (P)	3 Laps
31	112 MRNC12	4 Laps
32	184 SF SQUADRA CORSE	4 Laps
RET	288 DL RACING	9 Laps
RET	212 MRNC12	10 Laps
RET	207 INVICTUS	12 Laps
RET	188 SPIRIT OF RACING	12 Laps
RET	203 ZANASI RACING	18 Laps
RET	559 RAPTOR ENGINEERI	20 Laps
RET	401 A2 MOTORSPORT	20 Laps
RET	569 RAPTOR ENGINEERI	20 Laps
RET	531 APEX COMPETITION	20 Laps
RET	273 GOSTNER CORINNA	24 Laps
RET	163 DL RACING	
RET	119 ZANASI RACING	
G	123 DOUBLE TT RACING	17.260





ACI Racing Weekend Imola, 25-26 Aprile 2026

Campionato Italiano GT Sprint GTCup - Best Sectors & Speed Race 2

Imola Circuit 4.909 m

1 / 2

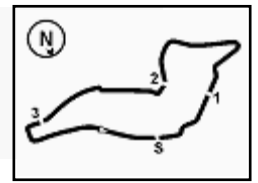
RESULTS

1	101 BEST LAP	Ferrari 296 Challenge	Laps 25
2	109 ZANASI RACING	Ferrari 296 Challenge	2.289
3	114 OREGON TEAM	Lamborghini Huracán ST Evo 2	4.407
4	106 POLLINI GIACOMO	Lamborghini Huracán ST Evo 2	8.459
5	150 SPIRIT OF RACING	Ferrari 296 Challenge	18.830
6	117 MM MOTORSPORT	Lamborghini Huracán ST Evo 2	19.514
7	111 BEST LAP	Ferrari 296 Challenge	22.443
8	211 ZANASI RACING	Ferrari 296 Challenge	24.332
9	208 VILLORBA CORSE	Lamborghini Huracán ST Evo 2	24.695
10	261 MP RACING	Ferrari 296 Challenge	30.271
11	216 TARGET RACING	Ferrari 296 Challenge	31.233
12	251 CARMINATI ETTORE	Lamborghini Huracán ST Evo 2	32.595
13	488 APEX COMPETITION	Porsche 911 Cup 992	34.862
14	147 CRM COMPETITION	Lamborghini Huracán ST Evo 2	35.607
15	282 SPIRIT OF RACING	Ferrari 296 Challenge	37.479
16	429 BIRACE MOTORSPORT	Porsche 911 Cup 992	38.252
17	272 DL RACING	Lamborghini Huracán ST Evo 2	43.118
18	433 BIRACE MOTORSPORT	Porsche 911 Cup 992	43.734
19	445 ZRS MOTORSPORT	Porsche 911 Cup 992	44.258
20	412 ZRS MOTORSPORT	Porsche 911 Cup 992	44.671
21	571 SP RACING TEAM	Porsche 911 Cup 992	46.021
22	481 TARGET RACING	McLaren Artura Trophv Evo	1'02.390
23	221 MRNC12	Ferrari 296 Challenge	1'08.521
24	575 PS PERFORMANCE	Porsche 911 Cup 992	1'25.817
25	502 DI LEO ENRICO	Porsche 911 Cup 992	1'38.781
26	209 VILLORBA CORSE	Lamborghini Huracán ST Evo 2	1 Lap
27	517 SPEED LOVER	Porsche 911 Cup 992	1 Lap
28	151 SPIRIT OF RACING	Ferrari 296 Challenge	3 Laps
29	231 KRYPTON BY DL RACING	Ferrari 296 Challenge	3 Laps
30	250 GOSTNER DAVID	Ferrari 296 Challenge	3 Laps
31	112 MRNC12	Ferrari 296 Challenge	4 Laps
32	184 SF SQUADRA CORSE	Lamborghini Huracán ST Evo 2	4 Laps
RET	288 DL RACING	Lamborghini Huracán ST Evo 2	9 Laps
RET	212 MRNC12	Ferrari 296 Challenge	10 Laps
RET	207 INVICTUS	Lamborghini Huracán ST Evo 2	12 Laps
RET	188 SPIRIT OF RACING	Ferrari 296 Challenge	12 Laps
RET	203 ZANASI RACING	Ferrari 296 Challenge	18 Laps
RET	559 RAPTOR ENGINEERING	McLaren Artura Trophv Evo	20 Laps
RET	401 A2 MOTORSPORT	Porsche 911 Cup 992	20 Laps
RET	569 RAPTOR ENGINEERING	McLaren Artura Trophv Evo	20 Laps
RET	531 APEX COMPETITION	Porsche 911 Cup 992	20 Laps
RET	273 GOSTNER CORINNA	Ferrari 296 Challenge	24 Laps
RET	119 ZANASI RACING	Ferrari 296 Challenge	
RET	163 DL RACING	Lamborghini Huracán ST Evo 2	
G	123 DOUBLE TT RACING	Ferrari 296 Challenge	17.260

SPEED

1	117 MM MOTORSPORT	Lamborghini Huracán ST Evo 2	294,3
2	111 BEST LAP	Ferrari 296 Challenge	292,7
3	150 SPIRIT OF RACING	Ferrari 296 Challenge	292,7
4	151 SPIRIT OF RACING	Ferrari 296 Challenge	292,7
5	207 INVICTUS	Lamborghini Huracán ST Evo 2	292,7
6	282 SPIRIT OF RACING	Ferrari 296 Challenge	292,7
7	184 SF SQUADRA CORSE	Lamborghini Huracán ST Evo 2	291,9
8	147 CRM COMPETITION	Lamborghini Huracán ST Evo 2	291,1
9	250 GOSTNER DAVID	Ferrari 296 Challenge	291,1
10	211 ZANASI RACING	Ferrari 296 Challenge	291,1
11	114 OREGON TEAM	Lamborghini Huracán ST Evo 2	291,1
12	109 ZANASI RACING	Ferrari 296 Challenge	291,1
13	101 BEST LAP	Ferrari 296 Challenge	291,1
14	216 TARGET RACING	Ferrari 296 Challenge	291,1
15	106 POLLINI GIACOMO	Lamborghini Huracán ST Evo 2	289,5
16	112 MRNC12	Ferrari 296 Challenge	289,5
17	208 VILLORBA CORSE	Lamborghini Huracán ST Evo 2	289,5
18	221 MRNC12	Ferrari 296 Challenge	289,5
19	231 KRYPTON BY DL RACING	Ferrari 296 Challenge	289,5
20	288 DL RACING	Lamborghini Huracán ST Evo 2	289,5
21	272 DL RACING	Lamborghini Huracán ST Evo 2	288,0
22	123 DOUBLE TT RACING	Ferrari 296 Challenge	288,0
23	251 CARMINATI ETTORE	Lamborghini Huracán ST Evo 2	288,0
24	261 MP RACING	Ferrari 296 Challenge	288,0
25	209 VILLORBA CORSE	Lamborghini Huracán ST Evo 2	286,5
26	212 MRNC12	Ferrari 296 Challenge	286,5
27	188 SPIRIT OF RACING	Ferrari 296 Challenge	285,0
28	481 TARGET RACING	McLaren Artura Trophy Evo	283,5
29	559 RAPTOR ENGINEERING	McLaren Artura Trophy Evo	279,8
30	488 APEX COMPETITION	Porsche 911 Cup 992	278,4
31	502 DI LEO ENRICO	Porsche 911 Cup 992	278,4
32	445 ZRS MOTORSPORT	Porsche 911 Cup 992	278,4
33	429 BIRACE MOTORSPORT	Porsche 911 Cup 992	278,4
34	401 A2 MOTORSPORT	Porsche 911 Cup 992	278,4
35	575 PS PERFORMANCE	Porsche 911 Cup 992	278,4
36	433 BIRACE MOTORSPORT	Porsche 911 Cup 992	276,9
37	571 SP RACING TEAM	Porsche 911 Cup 992	276,9
38	412 ZRS MOTORSPORT	Porsche 911 Cup 992	275,5
39	569 RAPTOR ENGINEERING	McLaren Artura Trophy Evo	274,1
40	531 APEX COMPETITION	Porsche 911 Cup 992	273,4
41	517 SPEED LOVER	Porsche 911 Cup 992	272,7
42	203 ZANASI RACING	Ferrari 296 Challenge	254,1
43	163 DL RACING	Lamborghini Huracán ST Evo 2	198,5
44	273 GOSTNER CORINNA	Ferrari 296 Challenge	182,1
45	119 ZANASI RACING	Ferrari 296 Challenge	180,9





ACI Racing Weekend Imola, 25-26 Aprile 2026

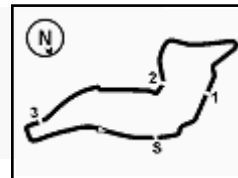
Campionato Italiano GT Sprint GTCup - Best Sectors & Speed Race 2

Imola Circuit 4.909 m

2 / 2

SEG. 1			SEG. 2			SEG. 3			SEG. 4						
1	106	POLLINI GIACOMO	21.108	1	106	POLLINI GIACOMO	33.809	1	211	ZANASI RACING	28.637	1	106	POLLINI GIACOMO	18.280
2	123	DOUBLE TT RACING	21.202	2	123	DOUBLE TT RACING	33.992	2	123	DOUBLE TT RACING	28.757	2	123	DOUBLE TT RACING	18.339
3	111	BEST LAP	21.252	3	112	MRNC12	34.064	3	112	MRNC12	28.769	3	112	MRNC12	18.345
4	109	ZANASI RACING	21.275	4	114	OREGON TEAM	34.089	4	109	ZANASI RACING	28.828	4	101	BEST LAP	18.369
5	114	OREGON TEAM	21.279	5	111	BEST LAP	34.129	5	111	BEST LAP	28.905	5	211	ZANASI RACING	18.414
6	184	SF SQUADRA CORSE	21.294	6	101	BEST LAP	34.163	6	106	POLLINI GIACOMO	28.917	6	114	OREGON TEAM	18.428
7	211	ZANASI RACING	21.296	7	288	DL RACING	34.260	7	101	BEST LAP	29.142	7	184	SF SQUADRA CORSE	18.457
8	101	BEST LAP	21.313	8	109	ZANASI RACING	34.265	8	151	SPIRIT OF RACING	29.191	8	111	BEST LAP	18.496
9	282	SPIRIT OF RACING	21.324	9	184	SF SQUADRA CORSE	34.273	9	282	SPIRIT OF RACING	29.223	9	109	ZANASI RACING	18.498
10	150	SPIRIT OF RACING	21.330	10	151	SPIRIT OF RACING	34.274	10	150	SPIRIT OF RACING	29.278	10	250	GOSTNER DAVID	18.500
11	488	APEX COMPETITION	21.358	11	250	GOSTNER DAVID	34.379	11	261	MP RACING	29.346	11	282	SPIRIT OF RACING	18.500
12	112	MRNC12	21.360	12	272	DL RACING	34.411	12	114	OREGON TEAM	29.349	12	188	SPIRIT OF RACING	18.534
13	151	SPIRIT OF RACING	21.367	13	429	BIRACE MOTORSPORT	34.445	13	231	KRYPTON BY DL RACI	29.356	13	212	MRNC12	18.550
14	250	GOSTNER DAVID	21.454	14	212	MRNC12	34.473	14	212	MRNC12	29.392	14	151	SPIRIT OF RACING	18.553
15	212	MRNC12	21.510	15	488	APEX COMPETITION	34.479	15	250	GOSTNER DAVID	29.417	15	117	MM MOTORSPORT	18.578
16	231	KRYPTON BY DL RACI	21.514	16	211	ZANASI RACING	34.515	16	184	SF SQUADRA CORSE	29.445	16	288	DL RACING	18.585
17	117	MM MOTORSPORT	21.524	17	282	SPIRIT OF RACING	34.570	17	488	APEX COMPETITION	29.474	17	272	DL RACING	18.594
18	216	TARGET RACING	21.572	18	216	TARGET RACING	34.597	18	117	MM MOTORSPORT	29.479	18	150	SPIRIT OF RACING	18.604
19	288	DL RACING	21.576	19	117	MM MOTORSPORT	34.640	19	272	DL RACING	29.574	19	231	KRYPTON BY DL RACI	18.613
20	429	BIRACE MOTORSPORT	21.625	20	150	SPIRIT OF RACING	34.687	20	429	BIRACE MOTORSPORT	29.594	20	216	TARGET RACING	18.657
21	272	DL RACING	21.672	21	231	KRYPTON BY DL RACI	34.699	21	216	TARGET RACING	29.627	21	488	APEX COMPETITION	18.697
22	412	ZRS MOTORSPORT	21.689	22	208	VILLORBA CORSE	34.704	22	208	VILLORBA CORSE	29.676	22	208	VILLORBA CORSE	18.704
23	147	CRM COMPETITION	21.737	23	261	MP RACING	34.762	23	288	DL RACING	29.680	23	481	TARGET RACING	18.706
24	208	VILLORBA CORSE	21.748	24	251	CARMINATI ETTORE	34.881	24	433	BIRACE MOTORSPORT	29.687	24	261	MP RACING	18.714
25	251	CARMINATI ETTORE	21.801	25	571	SP RACING TEAM	34.885	25	221	MRNC12	29.805	25	251	CARMINATI ETTORE	18.724
26	261	MP RACING	21.820	26	412	ZRS MOTORSPORT	34.890	26	412	ZRS MOTORSPORT	29.811	26	429	BIRACE MOTORSPORT	18.750
27	221	MRNC12	21.899	27	502	DI LEO ENRICO	34.971	27	251	CARMINATI ETTORE	29.916	27	433	BIRACE MOTORSPORT	18.792
28	207	INVICTUS	21.917	28	147	CRM COMPETITION	35.063	28	147	CRM COMPETITION	29.939	28	221	MRNC12	18.794
29	481	TARGET RACING	21.930	29	433	BIRACE MOTORSPORT	35.074	29	207	INVICTUS	29.960	29	147	CRM COMPETITION	18.795
30	433	BIRACE MOTORSPORT	21.951	30	481	TARGET RACING	35.150	30	571	SP RACING TEAM	29.966	30	207	INVICTUS	18.799
31	401	A2 MOTORSPORT	22.025	31	207	INVICTUS	35.199	31	481	TARGET RACING	30.021	31	401	A2 MOTORSPORT	18.853
32	445	ZRS MOTORSPORT	22.029	32	221	MRNC12	35.256	32	502	DI LEO ENRICO	30.027	32	571	SP RACING TEAM	18.930
33	502	DI LEO ENRICO	22.043	33	445	ZRS MOTORSPORT	35.305	33	559	RAPTOR ENGINEERIN	30.129	33	412	ZRS MOTORSPORT	18.933
34	559	RAPTOR ENGINEERIN	22.061	34	575	PS PERFORMANCE	35.345	34	445	ZRS MOTORSPORT	30.189	34	502	DI LEO ENRICO	18.949
35	575	PS PERFORMANCE	22.116	35	209	VILLORBA CORSE	35.627	35	575	PS PERFORMANCE	30.197	35	203	ZANASI RACING	18.952
36	571	SP RACING TEAM	22.180	36	569	RAPTOR ENGINEERIN	35.822	36	401	A2 MOTORSPORT	30.219	36	209	VILLORBA CORSE	18.962
37	209	VILLORBA CORSE	22.227	37	559	RAPTOR ENGINEERIN	35.837	37	188	SPIRIT OF RACING	30.341	37	445	ZRS MOTORSPORT	19.021
38	188	SPIRIT OF RACING	22.401	38	531	APEX COMPETITION	35.913	38	209	VILLORBA CORSE	30.375	38	575	PS PERFORMANCE	19.031
39	517	SPEED LOVER	22.564	39	401	A2 MOTORSPORT	35.917	39	517	SPEED LOVER	30.735	39	559	RAPTOR ENGINEERIN	19.102
40	569	RAPTOR ENGINEERIN	23.059	40	188	SPIRIT OF RACING	36.057	40	531	APEX COMPETITION	31.458	40	517	SPEED LOVER	19.246
41	531	APEX COMPETITION	23.248	41	517	SPEED LOVER	36.087	41	569	RAPTOR ENGINEERIN	31.797	41	569	RAPTOR ENGINEERIN	19.356
42	203	ZANASI RACING	23.829	42	203	ZANASI RACING	36.497	42	203	ZANASI RACING	35.436	42	531	APEX COMPETITION	19.697
43	273	GOSTNER CORINNA	42.223	43	273	GOSTNER CORINNA	49.368	43	273	GOSTNER CORINNA	44.697				





ACI Racing Weekend Imola, 25-26 Aprile 2026

Campionato Italiano GT Sprint GTCup - Analisi Tempi Race 2

Imola Circuit 4.909 m

Start at 15:33'34.637

1 / 9

101 Best Lap (1'43.703)

Lap	Seg.1	Seg.2	Seg.3	Seg.4	Lap Time	km/h	Local Time
Vito Postiglione							
1		36.286	42.909	23.040	2'08.636	228,8	15:35'43.273
2	38.561	1'02.710	49.114	29.685	3'00.070	163,4	15:38'43.343
3	38.716	52.875	53.536	25.352	2'50.479	102,2	15:41'33.822
4	23.110	35.701	29.339	18.669	1'46.819	272,0	15:43'20.641
5	21.450	35.031	29.674	19.375	1'45.530	289,5	15:45'06.171
6	21.352	34.748	32.144	24.080	1'52.324	289,5	15:46'58.495
7	47.312	1'20.593	1'01.019	37.089	3'46.013	119,1	15:50'44.508
8	52.956	58.411	42.343	21.765	2'55.475	85,8	15:53'39.983
9	21.889	35.200	29.542	18.775	1'45.406	283,5	15:55'25.389
10	21.443	34.445	30.000	18.809	1'44.697	288,0	15:57'10.086
11	21.460	34.352	29.538	18.426	1'43.776	289,5	15:58'53.862
12	22.193	35.072	29.142	18.591	1'44.998	291,1	16:00'38.860
13	21.313	34.388	29.415	18.587	1'43.703	288,0	16:02'22.563
14	21.824	34.742	29.966	18.369	1'44.901	291,1	16:04'07.464
15	21.319	34.163	29.244	1'26.435	2'51.161P	289,5	16:06'58.625
Stefano Comandini							
16	38.798	35.377	29.947	18.795	2'02.917P	186,5	16:09'01.542
17	21.557	34.767	29.464	18.866	1'44.654	285,0	16:10'46.196
18	21.626	35.919	43.042	26.481	2'07.068	284,2	16:12'53.264
19	36.960	1'03.752	54.451	24.750	2'59.913	165,4	16:15'53.177
20	21.640	34.365	29.265	18.807	1'44.077	284,2	16:17'37.254
21	21.631	34.559	29.481	18.621	1'44.292	286,5	16:19'21.546
22	21.415	34.969	29.661	18.722	1'44.767	286,5	16:21'06.313
23	21.519	34.973	29.586	18.842	1'44.920	285,0	16:22'51.233
24	21.716	34.635	29.523	18.727	1'44.601	285,0	16:24'35.834
25	21.549	34.661	29.708	18.894	1'44.812	286,5	16:26'20.646
Race Time 52'46.009							

106 Pollini Giacomo (1'42.665)

Lap	Seg.1	Seg.2	Seg.3	Seg.4	Lap Time	km/h	Local Time
Giacomo Pollini							
1		34.278	40.358	24.017	2'02.977	224,5	15:35'37.614
2	38.072	1'02.883	49.685	28.841	2'59.481	161,4	15:38'37.095
3	39.504	53.078	56.168	26.082	2'54.832	121,1	15:41'31.927
4	21.880	33.843	28.917	18.280	1'42.920	268,7	15:43'14.847
5	21.108	33.992	29.112	18.477	1'42.689	286,5	15:44'57.536
6	21.184	33.815	33.314	26.621	1'54.934	286,5	15:46'52.470
7	46.036	1'18.701	1'02.256	36.727	3'43.720	159,8	15:50'36.190
8	52.026	1'00.247	44.729	23.954	3'00.956	78,4	15:53'37.146
9	21.652	34.023	29.113	18.404	1'43.192	276,9	15:55'20.338
10	21.276	33.926	29.140	18.337	1'42.679	288,0	15:57'03.017
11	21.254	33.845	29.150	18.416	1'42.665	286,5	15:58'45.682
12	21.339	34.243	29.064	18.506	1'43.152	286,5	16:00'28.834
13	21.600	33.809	29.358	18.451	1'43.218	286,5	16:02'12.052
14	21.443	33.863	28.987	18.500	1'42.793	289,5	16:03'54.845
15	21.127	34.182	28.966	1'42.930	3'07.205P	289,5	16:07'02.050
Matteo Pollini							
16	37.045	35.472	29.926	19.121	2'01.564P	189,5	16:09'03.614
17	22.568	35.144	30.080	18.820	1'46.612	281,3	16:10'50.226
18	21.877	35.358	41.782	27.225	2'06.242	283,5	16:12'56.468
19	36.353	1'03.376	53.904	24.774	2'58.407	129,0	16:15'54.875
20	21.947	35.292	29.996	18.788	1'46.023	281,3	16:17'40.898
21	21.941	35.050	30.015	18.846	1'45.852	286,5	16:19'26.750
22	22.061	35.038	29.646	18.837	1'45.582	285,0	16:21'12.332
23	21.875	34.790	29.884	18.883	1'45.432	285,0	16:22'57.764
24	21.716	34.721	30.116	18.712	1'45.265	285,0	16:24'43.029
25	21.714	34.642	30.214	18.987	1'45.557	285,0	16:26'28.586
Race Time 52'53.949 + 0.519Pen							

109 Zanasi Racing (1'43.132)

Lap	Seg.1	Seg.2	Seg.3	Seg.4	Lap Time	km/h	Local Time
Andrea Fontana							
1		34.843	41.315	23.085	2'04.358	229,8	15:35'38.995
2	39.149	1'02.226	50.458	27.964	2'59.797	143,2	15:38'38.792
3	39.869	53.411	54.817	25.880	2'53.977	126,2	15:41'32.769
4	22.165	34.750	28.828	18.678	1'44.421	272,7	15:43'17.190
5	21.360	34.265	28.962	18.545	1'43.132	288,0	15:45'00.322

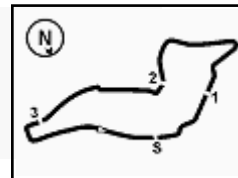
6	21.408	34.322	32.155	25.606	1'53.491	288,0	15:46'53.813
7	46.848	1'18.843	1'02.506	36.650	3'44.847	152,3	15:50'38.660
8	52.964	58.736	44.290	23.040	2'59.030	79,5	15:53'37.690
9	22.244	34.773	29.269	18.649	1'44.935	280,5	15:55'22.625
10	21.321	34.384	29.252	18.498	1'43.455	288,0	15:57'06.080
11	21.322	34.460	29.080	18.511	1'43.373	288,0	15:58'49.453
12	21.275	34.714	29.988	18.563	1'44.540	289,5	16:00'33.993
13	21.343	34.617	29.364	18.663	1'43.987	288,0	16:02'17.980
14	21.397	34.572	29.597	1'35.038	3'00.604P	289,5	16:05'18.584
Tommaso Lovati							
15	37.242	34.527	29.221	19.087	2'00.077P	161,4	16:07'18.661
16	21.423	34.924	29.886	18.762	1'44.995	286,5	16:09'03.656
17	22.233	34.371	29.129	18.640	1'44.373	286,5	16:10'48.029
18	21.295	36.008	42.843	26.509	2'06.655	288,0	16:12'54.684
19	37.339	1'03.137	54.378	24.792	2'59.646	156,7	16:15'54.330
20	21.903	35.258	29.422	18.739	1'45.322	286,5	16:17'39.652
21	21.809	34.712	29.184	18.867	1'44.572	289,5	16:19'24.224
22	21.621	34.631	29.252	18.534	1'44.038	289,5	16:21'08.262
23	21.608	34.610	29.697	18.568	1'44.483	289,5	16:22'52.745
24	21.538	34.674	29.085	18.627	1'43.924	291,1	16:24'36.669
25	21.809	35.289	29.345	19.250	1'45.693	290,3	16:26'22.362
Race Time 52'47.725 + 0.573Pen							

111 Best Lap (1'43.244)

Lap	Seg.1	Seg.2	Seg.3	Seg.4	Lap Time	km/h	Local Time
Alex Frassinetti							
1		36.701	43.968	22.638	2'10.178	222,7	15:35'44.815
2	38.790	1'02.609	49.264	30.149	3'00.812	141,5	15:38'45.627
3	38.019	52.614	53.282	24.585	2'48.500	113,2	15:41'34.127
4	22.925	35.185	29.282	18.873	1'46.265	271,4	15:43'20.392
5	21.491	34.941	29.644	18.837	1'44.913	288,0	15:45'05.305
6	21.252	34.271	31.839	24.549	1'51.911	288,0	15:46'57.216
7	46.921	1'20.229	1'01.608	36.737	3'45.495	120,5	15:50'42.711
8	53.155	58.572	42.733	22.066	2'56.526	85,4	15:53'39.237
9	22.025	34.447	29.530	18.735	1'44.737	281,3	15:55'23.974
10	21.496	34.483	29.841	18.678	1'44.498	288,0	15:57'08.472
11	21.420	34.180	30.029	18.496	1'44.125	291,1	15:58'52.597
12	21.451	34.129	28.933	18.731	1'43.244	286,5	16:00'35.841
13	21.680	34.398	29.040	18.661	1'43.779	286,5	16:02'19.620
14	22.392	34.451	28.905	18.581	1'44.329	289,5	16:04'03.949
15	21.930	34.334	29.022	1'54.610	3'19.896P	286,5	16:07'23.845
Lorenzo Pegoraro							
16	36.710	34.603	29.564	18.771	1'59.648P	192,5	16:09'23.493
17	21.570	34.805	29.547	18.871	1'44.793	286,5	16:11'08.286
18	21.536	35.961	32.339	25.746	1'55.582	285,0	16:13'03.868
19	38.045	1'01.067	55.441	20.975	2'55.528	138,3	16:15'59.396
20	22.165	35.953	30.642	18.960	1'47.720	288,0	16:17'47.116
21	22.180	36.263	30.023	18.754	1'47.220	292,7	16:19'34.336
22	21.738	35.398	30.722	18.882	1'46.740	289,5	16:21'21.076
23	21.654	35.136	29.511	18.648	1'44.949	288,0	16:23'06.025
24	21.968	35.646	29.759	18.782	1'46.155	288,0	16:24'52.180
25	22.421	35.043	29.671	18.774	1'45.909	288,0	16:26'38.089
Race Time 53'03.452 + 5.000Pen							

112 MRNC12 (1'42.589)

Lap	Seg.1	Seg.2	Seg.3	Seg.4	Lap Time	km/h	Local Time
Filippo Croccolino							
1		35.387	43.009	21.996	2'0		



ACI Racing Weekend Imola, 25-26 Aprile 2026

Campionato Italiano GT Sprint GTCup - Analisi Tempi Race 2

Imola Circuit 4.909 m

Start at 15:33'34.637

2 / 9

14	21.368	34.339	29.591	1'43.087	3'08.385P	289,5	16:05'27.224	25	22.066	35.358	29.886	18.870	1'46.180	291,1	16:26'40.160				
Riccardo Panicià																			
15	37.216	34.962	30.172	18.716	2'01.066P	192,5	16:07'28.290	119 Zanasi Racing								Race Time 53'05.523			
16	22.074	35.248	29.457	18.539	1'45.318	288,8	16:09'13.608	Lap	Seg.1	Seg.2	Seg.3	Seg.4	Lap Time	km/h	Local Time				
17	21.544	34.282	29.210	18.519	1'43.555	285,0	16:10'57.163	Matteo Sartori											
18	22.093	36.112	35.303	27.797	2'01.305	286,5	16:12'58.468	1	180,9										
19	36.082	1'03.231	54.123	24.070	2'57.506	156,7	16:15'55.974									Race Time 6.:65'.3.3			
20	22.621	34.542	29.384	18.684	1'45.231	288,0	16:17'41.205	123 Double TT Racing (1'42.337)											
21	22.028	34.879	29.989	18.691	1'45.587	288,0	16:19'26.792	Lap	Seg.1	Seg.2	Seg.3	Seg.4	Lap Time	km/h	Local Time				
Race Time 45'52.155																			

114 Oregon Team (1'43.613)							
Lap	Seg.1	Seg.2	Seg.3	Seg.4	Lap Time	km/h	Local Time
Milan Rytter							
1		36.725	43.110	22.856	2'09.206	230,8	15:35'43.843
2	38.654	1'02.877	49.227	29.223	2'59.981	145,2	15:38'43.824
3	38.938	52.962	53.354	24.885	2'50.139	103,2	15:41'33.963
4	22.744	35.142	29.526	18.671	1'46.083	274,1	15:43'20.046
5	21.674	34.640	29.803	18.718	1'44.835	291,1	15:45'04.881
6	21.288	34.116	31.929	24.425	1'51.758	289,5	15:46'56.639
7	46.886	1'19.873	1'01.968	36.331	3'45.058	143,6	15:50'41.697
8	53.139	58.738	43.139	22.596	2'57.612	81,9	15:53'39.309
9	22.144	34.994	29.637	18.871	1'45.646	285,0	15:55'24.955
10	21.553	34.407	30.104	18.836	1'44.900	289,5	15:57'09.855
11	21.403	34.267	29.479	18.464	1'43.613	289,5	15:58'53.468
12	22.371	34.203	29.671	18.428	1'44.673	289,5	16:00'38.141
13	21.490	34.587	29.512	18.587	1'44.176	289,5	16:02'22.317
14	21.445	34.697	29.858	18.435	1'44.435	289,5	16:04'06.752
15	21.279	34.089	29.524	1'26.533	2'51.425P	288,0	16:06'58.177
Giuseppe Fico							
16	38.933	35.415	29.818	19.640	2'03.806P	184,0	16:09'01.983
17	22.131	34.782	29.349	18.776	1'45.038	285,0	16:10'47.021
18	21.737	35.720	42.954	26.413	2'06.824	288,0	16:12'53.845
19	37.030	1'03.671	54.407	25.135	3'00.243	164,4	16:15'54.088
20	21.986	34.989	29.479	19.112	1'45.566	283,5	16:17'39.654
21	22.265	35.206	29.694	18.750	1'45.915	277,6	16:19'25.569
22	21.778	34.830	29.471	18.828	1'44.907	288,0	16:21'10.476
23	21.678	34.596	29.495	18.879	1'44.648	286,5	16:22'55.124
24	21.589	34.750	29.503	18.665	1'44.507	288,0	16:24'39.631
25	21.720	34.636	30.104	18.962	1'45.422	289,5	16:26'25.053
Race Time 52'50.416							

Giancarlo Fisichella								
1			34.305	40.654	23.682	2'03.504	226,4	15:35'38.141
2	38.922	1'02.127	50.704	27.802	2'59.555	148,8	15:38'37.696	
3	39.581	53.864	55.231	25.873	2'54.549	132,4	15:41'32.245	
4	22.284	33.992	28.936	18.341	1'43.553	270,0	15:43'15.798	
5	21.202	34.012	28.757	18.366	1'42.337	286,5	15:44'58.135	
6	21.282	34.085	33.356	26.057	1'54.780	285,0	15:46'52.915	
7	46.326	1'18.695	1'02.652	36.619	3'44.292	161,2	15:50'37.207	
8	51.928	1'00.309	44.333	23.822	3'00.392	93,3	15:53'37.599	
9	21.786	34.199	28.818	18.460	1'43.263	280,5	15:55'20.862	
10	21.248	34.087	28.885	18.354	1'42.574	288,0	15:57'03.436	
11	21.307	34.017	28.939	18.339	1'42.602	286,5	15:58'46.038	
12	21.373	34.209	28.913	18.755	1'43.250	288,0	16:00'29.288	
13	22.262	35.460	29.225	18.576	1'45.523	286,5	16:02'14.811	
14	21.595	34.307	29.405	1'40.935	3'06.242P	285,0	16:05'21.053	
Davide Roda								
15	37.555	35.235	29.728	19.100	2'01.618P	148,6	16:07'22.671	
16	22.585	35.551	30.048	19.055	1'47.239	282,7	16:09'09.910	
17	22.327	35.538	30.044	19.166	1'47.075	282,7	16:10'56.985	
18	22.309	37.564	34.610	27.750	2'02.233	284,2	16:12'59.218	
19	36.250	1'02.957	54.774	23.693	2'57.674	163,9	16:15'56.892	
20	22.281	35.714	31.115	18.945	1'48.055	280,5	16:17'44.947	
21	22.330	35.371	29.682	19.152	1'46.535	283,5	16:19'31.482	
22	22.020	35.728	30.123	18.852	1'46.723	282,7	16:21'18.205	
23	21.968	35.519	29.971	19.099	1'46.557	282,7	16:23'04.762	
24	22.413	35.166	29.978	18.931	1'46.488	282,0	16:24'51.250	
25	22.177	35.145	30.245	19.089	1'46.656	282,7	16:26'37.906	
Race Time 53'03.269								

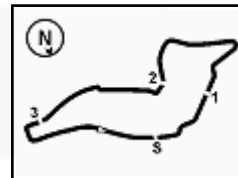
117 MM Motorsport (1'45.089)							
Lap	Seg.1	Seg.2	Seg.3	Seg.4	Lap Time	km/h	Local Time
Leonardo Arduini							
1		36.978	44.346	22.695	2'10.901	220,9	15:35'45.538
2	38.639	1'02.689	49.216	30.151	3'00.695	143,4	15:38'46.233
3	38.442	53.100	52.199	24.233	2'47.974	103,2	15:41'34.207
4	23.089	35.632	29.794	18.578	1'47.093	274,1	15:43'21.300
5	21.553	34.640	29.750	19.146	1'45.089	289,5	15:45'06.389
6	21.816	34.701	32.000	23.873	1'52.390	286,5	15:46'58.779
7	47.691	1'20.589	1'01.049	37.038	3'46.367	112,7	15:50'45.146
8	53.076	58.256	42.246	21.606	2'55.184	84,2	15:53'40.330
9	21.964	35.106	29.746	18.608	1'45.424	283,5	15:55'25.754
10	21.868	34.791	29.479	19.031	1'45.169	294,3	15:57'10.923
11	21.524	34.680	29.603	35.382	2'01.189P	291,9	15:59'12.112
Michal Bartoszuk							
12	1'29.674	35.936	30.324	18.964	2'54.898P	188,8	16:02'07.010
13	21.966	35.492	29.896	18.771	1'46.125	289,5	16:03'53.135
14	21.981	36.021	29.979	18.790	1'46.771	289,5	16:05'39.906
15	22.324	36.604	30.348	18.875	1'48.151	288,0	16:07'28.057
16	22.142	36.027	29.850	19.027	1'47.046	288,8	16:09'15.103
17	22.532	35.367	29.962	19.459	1'47.320	288,0	16:11'02.423
18	21.801	37.354	33.631	26.382	1'59.168	289,5	16:13'01.591
19	36.925	1'02.494	55.000	22.250	2'56.669	129,3	16:15'58.260
20	22.441	35.974	30.263	19.246	1'47.924	289,5	16:17'46.184
21	22.642	35.943	30.002	18.926	1'47.513	282,0	16:19'33.697
22	22.211	35.269	31.267	19.109	1'47.856	291,1	16:21'21.553
23	22.112	35.449	29.949	19.006	1'46.516	289,5	16:23'08.069
24	21.996	35.227	29.888	18.800	1'45.911	288,0	16:24'53.980

147 CRM Competition (1'45.727)							
Lap	Seg.1	Seg.2	Seg.3	Seg.4	Lap Time	km/h	Local Time
Riccardo Tucci							
1		39.899	54.053	20.754	2'28.545	175,0	15:36'03.182
2	36.618	1'02.117	51.046	32.020	3'01.801	194,6	15:39'04.983
3	35.887	53.735	45.954	20.470	2'36.046	155,4	15:41'41.029
4	23.990	36.161	31.832	19.036	1'51.019	257,1	15:43'32.048
5	22.401	35.646	30.013	19.334	1'47.394	291,1	15:45'19.442
6	21.873	35.140	31.888	21.426	1'50.327	289,5	15:47'09.769
7	47.618	1'23.405	58.443	38.423	3'47.889	109,4	15:50'57.658
8	52.233	57.333	41.581	19.298	2'50.445	83,3	15:53'48.103
9	22.130	35.570	31.298	18.824	1'47.822	289,5	15:55'35.925
10	22.130	35.805	30.163	19.046	1'47.144	283,5	15:57'23.069
11	22.399	36.167	30.292	18.810	1'47.668	277,6	15:59'10.737
12	21.790	35.203	29.939	18.795	1'45.727	289,5	16:00'56.464
13	22.438	35.735	30.151	19.084	1'47.408	289,5	16:02'43.872
14	22.496	35.634	30.550	19.077	1'47.757	275,5	16:04'31.629
15	21.898	35.428	30.295	36.654	2'04.275P	291,1	16:06'35.904
16	1'35.312	35.413	31.156	18.964	3'00.845P	187,2	16:09'36.749
17	22.140	35.214	30.454	19.082	1'46.890	286,5	16:11'23.639
18	23.875	37.481	32.204	20.417	1'53.977	289,5	16:13'17.616
19	30.852	59.771	55.305	19.987	2'45.915	143,0	16:16'03.531
20	22.358	35.812	30.525	18.926	1'47.621	283,5	16:17'51.152
21	21.737	35.363	30.237	19.125	1'46.462	290,3	16:19'37.614
22	21.892	35.756	30.333	26.004	1'53.985	289,5	16:21'31.599
23	22.191	40.032	30.686	19.178	1'52.087	282,7	16:23'23.686
24	21.820	35.063	30.043	18.820	1'45.746	288,0	16:25'09.432
25	22.220	35.250	30.225	18.817	1'46.512	280,5	16:26'55.944
Race Time 53'21.307 + 0.309Pen							

26/04/2026

P = Pits In/Out - C = Lap Time Cancelled





ACI Racing Weekend Imola, 25-26 Aprile 2026

Campionato Italiano GT Sprint GTCup - Analisi Tempi Race 2

Start at 15:33'34.637

Imola Circuit 4.909 m

3 / 9

150 Spirit of Racing (1'44.481)

Lap	Seg.1	Seg.2	Seg.3	Seg.4	Lap Time	km/h	Local Time
Edoardo Borelli							
1		38.473	45.040	22.471	2'13.435	216,0	15:35'48.072
2	38.932	1'02.498	49.144	30.890	3'01.464	144,0	15:38'49.536
3	38.819	51.858	51.791	23.453	2'45.921	120,3	15:41'35.457
4	23.894	35.129	29.585	18.807	1'47.415	274,1	15:43'22.872
5	21.649	35.074	29.315	18.604	1'44.642	288,0	15:45'07.514
6	21.697	34.833	32.439	23.771	1'52.740	291,1	15:47'00.254
7	47.854	1'20.896	1'00.642	37.551	3'46.943	111,6	15:50'47.197
8	52.802	58.248	41.822	21.327	2'54.199	79,8	15:53'41.396
9	22.015	34.938	29.860	18.725	1'45.538	283,5	15:55'26.934
10	21.479	35.046	29.549	18.695	1'44.769	292,7	15:57'11.703
11	21.530	34.898	29.385	18.791	1'44.604	291,1	15:58'56.307
12	21.411	34.847	29.710	18.714	1'44.682	289,5	16:00'40.989
13	21.623	34.726	29.278	18.854	1'44.481	291,1	16:02'25.470
14	21.330	34.687	29.915	1'23.555	2'49.487P	291,1	16:05'14.957
Andres Mendez							
15	46.598	36.510	30.083	19.055	2'12.246P	64,5	16:07'27.203
16	22.210	35.317	29.848	18.998	1'46.373	288,0	16:09'13.576
17	22.407	35.279	30.053	19.024	1'46.763	283,5	16:11'00.339
18	21.908	37.850	33.805	26.420	1'59.983	289,5	16:13'00.322
19	36.612	1'02.671	54.869	22.973	2'57.125	130,3	16:15'57.447
20	22.603	35.793	30.440	19.075	1'47.911	285,0	16:17'45.358
21	22.360	35.834	29.965	19.112	1'47.271	289,5	16:19'32.629
22	22.057	35.210	29.900	19.015	1'46.182	288,0	16:21'18.811
23	22.025	35.405	29.907	19.154	1'46.491	288,0	16:23'05.302
24	22.545	35.487	29.685	19.012	1'46.729	283,5	16:24'52.031
25	22.985	35.526	29.915	19.019	1'47.445	282,0	16:26'39.476
Race Time 53'04.839							

151 Spirit of Racing (1'43.758)

Lap	Seg.1	Seg.2	Seg.3	Seg.4	Lap Time	km/h	Local Time
Diego Di Fabio							
1		35.852	42.894	22.343	2'07.178	226,4	15:35'41.815
2	38.663	1'02.471	49.921	28.471	2'59.526	136,7	15:38'41.341
3	39.915	53.148	53.701	25.437	2'52.201	125,4	15:41'33.542
4	23.066	34.972	29.500	18.812	1'46.350	266,7	15:43'19.892
5	21.559	35.152	29.848	19.426	1'45.985	288,0	15:45'05.877
6	21.461	34.604	31.627	24.144	1'51.836	288,0	15:46'57.713
7	47.471	1'20.248	1'01.144	37.466	3'46.329	125,9	15:50'44.042
8	52.699	58.367	42.697	21.752	2'55.515	87,9	15:53'39.557
9	22.065	35.197	29.524	19.036	1'45.822	283,5	15:55'25.379
10	22.087	34.614	29.424	19.116	1'45.241	271,4	15:57'10.620
11	21.657	34.453	29.361	1'49.559	3'15.030P	291,1	16:00'25.650
Leonardo Megna							
12	35.900	34.274	29.332	18.585	1'58.091P	192,9	16:02'23.741
13	21.367	35.533	29.443	18.737	1'45.080	292,7	16:04'08.821
14	21.808	34.534	29.275	18.553	1'44.170	289,5	16:05'52.991
15	21.458	35.129	29.650	18.837	1'45.074	288,0	16:07'38.065
16	21.460	34.445	29.445	18.585	1'43.935	286,5	16:09'22.000
17	21.368	34.534	29.191	18.665	1'43.758	286,5	16:11'05.758
18	21.381	36.269	33.638	26.282	1'57.570	288,0	16:13'03.328
19	37.585	1'01.256	55.347	21.420	2'55.608	125,9	16:15'58.936
20	22.237	36.000	29.960	19.104	1'47.301	282,0	16:17'46.237
21	22.101	35.901	29.595	19.445	1'47.042	291,1	16:19'33.279
22	22.079	35.201	30.279	18.784	1'46.343	289,5	16:21'19.622
Race Time 47'44.985							

163 DL Racing

Lap	Seg.1	Seg.2	Seg.3	Seg.4	Lap Time	km/h	Local Time
Pietro Pio Agoglia							
1						198,5	
Race Time 6.:65'.3.3							

184 SF Squadra Corse (1'43.870)

Lap	Seg.1	Seg.2	Seg.3	Seg.4	Lap Time	km/h	Local Time
Pietro Alessi							
1		35.038	42.129	22.261	2'04.996	225,9	15:35'39.633
2	39.299	1'02.373	50.175	27.920	2'59.767	140,4	15:38'39.400

3	39.921	53.560	54.343	25.941	2'53.765	112,6	15:41'33.165
4	22.235	34.636	29.536	18.457	1'44.864	271,4	15:43'18.029
5	21.610	34.397	29.684	18.750	1'44.441	291,9	15:45'02.470
6	21.379	34.273	32.166	24.531	1'52.349	291,1	15:46'54.819
7	46.810	1'18.760	1'02.786	36.308	3'44.664	144,8	15:50'39.483
8	53.000	58.760	44.015	22.941	2'58.716	89,5	15:53'38.199
9	22.154	34.699	29.630	18.707	1'45.190	281,3	15:55'23.389
10	21.367	34.383	31.615	1'54.406	3'21.771P	289,5	15:58'45.160
Mattia Lancellotti							
11	37.022	34.871	29.660	18.539	2'00.092P	187,8	16:00'45.252
12	21.858	35.390	30.584	18.733	1'46.565	289,5	16:02'31.817
13	21.613	34.834	29.721	18.767	1'44.935	291,1	16:04'16.752
14	21.294	34.352	29.445	18.779	1'43.870	289,5	16:06'00.622
15	22.791	35.447	29.589	18.760	1'46.587	290,3	16:07'47.209
16	22.389	35.633	29.858	18.657	1'46.536	285,0	16:09'33.745
17	21.322	34.865	29.953	19.047	1'45.187	289,5	16:11'18.932
18	23.546	38.795	32.148	19.598	1'54.087	291,1	16:13'13.019
19	34.519	1'00.165	55.019	20.318	2'50.021	96,8	16:16'03.040
20	22.326	35.566	30.165	18.710	1'46.767	289,5	16:17'49.807
21	21.824	35.457	30.748	19.397	1'47.426	290,3	16:19'37.233
Race Time 46'02.596							

188 Spirit of Racing (1'49.409)

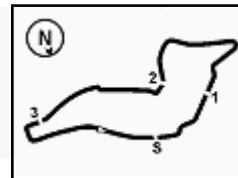
Lap	Seg.1	Seg.2	Seg.3	Seg.4	Lap Time	km/h	Local Time
Federico Al Rifai							
1		37.426	44.953	22.576	2'12.023	224,5	15:35'46.660
2	38.878	1'02.364	49.354	30.680	3'01.276	130,6	15:38'47.936
3	38.474	52.553	51.899	24.013	2'46.939	118,0	15:41'34.875
4	31.849	1'18.551	45.290	4'48.879	7'24.569P	274,1	15:48'59.444
5	37.289	37.118	30.341	30.691	2'15.439P	190,1	15:51'14.883
6	56.258	59.801	34.750	18.534	2'49.343	115,9	15:54'04.226
7	22.627	36.278	31.299	19.864	1'50.068	219,1	15:55'54.294
8	23.697	36.057	30.771	2'20.829	3'51.354P	269,3	15:59'45.648
Fedor Samorukov							
9	1'23.044	36.096	30.421	18.903	2'48.464P	165,9	16:02'34.112
10	22.612	36.511	31.375	19.006	1'49.504	276,2	16:04'23.616
11	22.401	36.182	30.722	20.104	1'49.409	285,0	16:06'13.025
12	22.964	37.110	31.153	19.447	1'50.674	257,8	16:08'03.699
13	23.508	38.011	32.068	1'32.682	3'06.269P	272,0	16:11'09.968
Race Time 37'35.331							

203 Zanasi Racing (2'01.350)

Lap	Seg.1	Seg.2	Seg.3	Seg.4	Lap Time	km/h	Local Time
Giacomo Ghermandi							
1		37.447	47.449	22.591	2'19.536	168,2	15:35'54.173
2	39.170	1'01.036	49.371	32.298	3'01.875	155,0	15:38'56.048
3	37.632	52.123	50.262	22.072	2'42.089	134,2	15:41'38.137
4	23.829	36.497	42.072	18.952	2'01.350	254,1	15:43'39.487
5	37.555	1'13.027	39.545	1'32.479	4'02.606P	222,7	15:47'42.093
6	1'01.599	59.797	50.176	39.898	3'31.470P	189,5	15:51'13.563
7	56.201	59.683	35.436	19.006	2'50.326	102,2	15:54'03.889
Race Time 20'29.252							

207 Invictus (1'46.625)

Lap	Seg.1	Seg.2	Seg.3	Seg.4	Lap Time	km/h	Local Time
Angelo Lancellotti							
1		42.021	54.405	21.216	2'31.678	159,3	15:36'06.315
2	36.009	1'02.120	50.928	33.594	3'02.651	180,0	15:39'08.966
3	34.392	53.684	45.320	19.218	2'32.614	131,1	15:41'41.580
4	24.470	36.450	31.656	19.399	1'51.975	229,3	15:43'33.555
5	21.917	35.949	29.960	18.799	1'46.625	289,5	15:45'20.180
6	30.834	43.854	32.884	20.277	2'07.849	292,7	15:47'28.029
7	40.138	1'27.131	54.903	39.629	3'41.801	260,2	15:51'09.830
8	53.667	1'00.104	37.055	19.291	2'50.117	108,	



ACI Racing Weekend Imola, 25-26 Aprile 2026

Campionato Italiano GT Sprint GTCup - Analisi Tempi Race 2

Imola Circuit 4.909 m

Start at 15:33'34.637

4 / 9

Race Time 32'55.924

208 Villorba Corse (1'45.335)

Lap	Seg.1	Seg.2	Seg.3	Seg.4	Lap Time	km/h	Local Time
Luciano Privitello							
1		45.549	56.161	22.489	2'40.301	193,2	15:36'14.938
2	35.848	1'02.739	49.869	34.034	3'02.490	160,7	15:39'17.428
3	34.150	53.833	42.419	19.665	2'30.067	127,4	15:41'47.495
4	23.047	37.985	33.214	19.401	1'53.647	288,0	15:43'41.142
5	23.408	35.678	31.534	19.382	1'50.002	278,4	15:45'31.144
6	22.487	36.491	31.740	19.326	1'50.044	286,5	15:47'21.188
7	44.578	1'27.528	55.314	39.131	3'46.551	150,8	15:51'07.739
8	52.712	1'01.193	36.970	19.184	2'50.059	104,9	15:53'57.798
9	22.521	35.634	30.568	19.182	1'47.905	288,0	15:55'45.703
10	22.432	35.856	30.786	1'23.634	2'52.708P	289,5	15:58'38.411
Donovan Privitello							
11	37.402	35.962	29.756	18.704	2'01.824P	185,9	16:00'40.235
12	21.820	34.718	29.964	19.142	1'45.644	285,0	16:02'25.879
13	21.748	34.754	29.970	18.905	1'45.377	288,0	16:04'11.256
14	21.860	35.193	30.252	18.907	1'46.212	288,0	16:05'57.468
15	23.133	36.121	30.229	19.368	1'48.851	270,0	16:07'46.319
16	22.229	35.182	30.115	18.824	1'46.350	286,5	16:09'32.669
17	21.807	35.204	29.726	18.882	1'45.619	288,0	16:11'18.288
18	22.896	38.286	31.958	19.669	1'52.809	286,5	16:13'11.097
19	34.271	1'00.498	55.839	20.345	2'50.953	124,0	16:16'02.050
20	22.689	35.570	30.046	18.998	1'47.303	279,8	16:17'49.353
21	21.911	38.348	29.976	18.939	1'49.174	288,0	16:19'38.527
22	22.309	35.350	30.292	20.676	1'48.627	288,0	16:21'27.154
23	22.026	36.379	29.676	19.086	1'47.167	285,0	16:23'14.321
24	22.321	34.862	29.682	18.820	1'45.685	288,0	16:25'00.066
25	22.114	34.704	29.735	18.782	1'45.335	286,5	16:26'45.341

Race Time 53'10.704

209 Villorba Corse (1'47.953)

Lap	Seg.1	Seg.2	Seg.3	Seg.4	Lap Time	km/h	Local Time
Petar Matic							
1		46.462	57.112	22.881	2'42.625	180,0	15:36'17.262
2	35.096	1'03.097	49.576	34.471	3'02.240	183,7	15:39'19.502
3	33.853	53.706	42.066	19.464	2'29.089	179,1	15:41'48.591
4	22.945	37.550	33.377	19.376	1'53.248	260,2	15:43'41.839
5	23.591	36.372	31.100	19.233	1'50.296	274,1	15:45'32.135
6	23.676	39.866	32.520	20.036	1'56.098	261,5	15:47'28.233
7	40.671	1'28.648	53.500	39.733	3'42.552	228,8	15:51'10.785
8	54.439	59.193	36.898	19.235	2'49.765	105,8	15:54'00.550
9	23.047	35.938	30.598	19.011	1'48.594	282,0	15:55'49.144
10	22.368	36.481	30.398	18.962	1'48.209	285,0	15:57'37.353
11	22.227	35.729	31.513	2'26.542	3'56.011P	285,0	16:01'33.364
12	38.305	36.890	31.208	19.860	2'06.263P	182,4	16:03'39.627
13	22.868	36.568	30.896	19.602	1'49.934	279,8	16:05'29.561
14	22.811	35.877	30.441	20.142	1'49.271	282,0	16:07'18.832
15	22.596	35.957	30.578	19.136	1'48.267	265,4	16:09'07.099
16	22.430	35.784	30.468	19.271	1'47.953	282,7	16:10'55.052
17	22.676	36.509	35.936	27.960	2'03.081	281,3	16:12'58.133
18	35.966	1'03.297	53.972	24.242	2'57.477	148,6	16:15'55.610
19	23.000	36.025	30.704	19.161	1'48.890	279,8	16:17'44.500
20	22.616	38.256	31.331	19.023	1'51.226	283,5	16:19'35.726
21	22.291	35.627	30.567	35.299	2'03.784	282,0	16:21'39.510
22	23.663	36.030	30.375	19.341	1'49.409	272,7	16:23'28.919
23	22.297	36.464	30.574	19.193	1'48.528	286,5	16:25'17.447
24	23.326	35.777	33.307	19.378	1'51.788	251,2	16:27'09.235

Race Time 53'34.598

211 Zanasi Racing (1'43.911)

Lap	Seg.1	Seg.2	Seg.3	Seg.4	Lap Time	km/h	Local Time
Victor Briselli							
1		44.233	54.464	20.807	2'33.333	180,6	15:36'07.970
2	36.470	1'03.956	48.692	33.823	3'02.941	148,6	15:39'10.911
3	35.697	52.574	44.438	19.136	2'31.845	108,4	15:41'42.756
4	24.597	36.852	32.547	19.139	1'53.135	240,5	15:43'35.891
5	22.662			18.881	1'47.818	265,4	15:45'23.709

6	23.087	35.894	34.591	20.462	1'54.034	271,4	15:47'17.743
7	45.134	1'26.050	55.653	39.545	3'46.382	156,7	15:51'04.125
8	53.294	1'01.364	36.350	18.767	2'49.775	77,9	15:53'53.900
9	22.110	36.697	30.780	18.885	1'48.472	277,6	15:55'42.372
10	22.964	36.977	30.572	1'30.600	3'01.113P	264,7	15:58'43.485
Luca Demarchi							
11	37.203	34.642	29.316	18.951	2'00.112P	193,9	16:00'43.597
12	21.869	35.432	28.637	18.414	1'44.352	291,1	16:02'27.949
13	21.296	34.515	29.401	18.699	1'43.911	291,1	16:04'11.860
14	21.682	35.487	29.807	18.693	1'45.669	290,3	16:05'57.529
15	23.132	35.663	30.442	19.077	1'48.314	285,0	16:07'45.843
16	22.364	35.273	29.774	18.945	1'46.356	289,5	16:09'32.199
17	21.979	35.002	30.508	18.979	1'46.468	283,5	16:11'18.667
18	22.938	38.647	31.815	19.504	1'52.904	285,0	16:13'11.571
19	34.712	1'00.217	55.680	20.036	2'50.645	109,5	16:16'02.216
20	22.663	35.811	29.765	19.061	1'47.300	280,5	16:17'49.516
21	21.890	35.297	30.750	19.243	1'47.180	282,0	16:19'36.696
22	22.026	35.682	30.312	18.767	1'46.787	289,5	16:21'23.483
23	22.014	35.159	29.640	18.996	1'45.809	285,0	16:23'09.292
24	22.055	35.443	30.606	19.353	1'47.457	285,0	16:24'56.749
25	22.929	35.519	30.574	19.207	1'48.229	272,0	16:26'44.978

Race Time 53'10.341

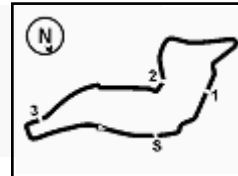
212 MRNC12 (1'44.303)

Lap	Seg.1	Seg.2	Seg.3	Seg.4	Lap Time	km/h	Local Time
Emiliano Pierantoni							
1		44.435	56.173	21.856	2'38.091	174,5	15:36'12.728
2	35.250	1'03.589	49.244	34.316	3'02.399	156,5	15:39'15.127
3	34.480	53.414	43.123	19.108	2'30.125	117,8	15:41'45.252
4	23.228	37.115	32.515	19.193	1'52.051	262,8	15:43'37.303
5	22.504	35.728	30.596	18.966	1'47.794	259,6	15:45'25.097
6	22.383	36.560	35.080	20.218	1'54.241	275,5	15:47'19.338
7	44.905	1'26.909	55.394	39.259	3'46.467	147,3	15:51'05.805
8	53.025	1'01.089	37.032	18.862	2'50.008	93,5	15:53'55.813
9	22.142	35.756	30.212	18.932	1'47.042	283,5	15:55'42.855
10	22.670	35.739	29.738	18.654	1'46.801	261,5	15:57'29.656
11	22.314	35.597	30.214	19.271	1'47.396	265,4	15:59'17.052
12	22.206	35.269	31.009	1'33.341	3'01.825P	282,7	16:02'18.877
Lorenzo Nicoli							
13	37.178	35.684	29.792	18.581	2'01.235P	188,2	16:04'20.112
14	21.510	34.473	29.392	18.928	1'44.303	285,0	16:06'04.415
15	23.650	34.816	29.494	18.550	1'46.510	285,0	16:07'50.925

Race Time 34'16.288

216 Target Racing (1'44.651)

Lap	Seg.1	Seg.2	Seg.3	Seg.4	Lap Time	km/h	Local Time
Pierluigi Alessandri							
1		38.493	45.846	21.866	2'14.091	216,0	15:35'48.728
2	39.308	1'02.267	48.866	32.191	3'02.632	137,4	15:38'51.360
3	37.707	52.229	51.184	24.055	2'45.175	125,3	15:41'36.535
4	23.380	35.212	29.697	18.707	1'46.996	267,3	15:43'23.531
5	21.998	35.574	29.644	18.699	1'45.915	288,0	15:45'09.446
6	21.865	34.839	33.076	23.038	1'52.818	289,5	15:47'02.264
7	48.625	1'21.363	59.252	37.642	3'46.882	139,5	15:50'49.146
8	53.828	58.244	41.559	19.604	2'53.235	88,5	15:53'42.381
9	23.546	34.621	29.678	18.773	1'46.618	262,8	15:55'28.999
10	21.572	36.645	30.491	18.697	1'47.405	291,1	15:57'16.404
11	21.706	34.597	29.691	18.657	1'44.651	288,0	15:59'01.055
12	21.822	34.909	29.919	1'29.807	2'56.457P	288,0	16:01'57.512
13	37.051	34.985	29.793	18.909	2'00.738P	192,2	16:03'58.250
14	21.686	34.761	29.915	19.638	1'46.000	291,1	16:05'44.250
15	22.334	34.968	29.678	18.805	1'45.785	288,0	16:07'30.035
16	21.982	35.021	30.267	18.741	1'46.011	288,0	16:09'16.046
17	22.032	35.386	30.033	19.503	1'46.954	290,3	16:11'03.000
18	21.847	37.564	33.533	26.543	1'59.487	289,5	16:13'02.487
19	37.572	1'01.468	55.225	22.078	2'56.343	122,9	16:15'58.830
20	22.242	35.915	30.794	19.015	1'47.966	288,0	16:17'46.796
21	22.403	36.777	31.108	21.043	1'51.331	289,5	16:19'38.127
22	22.317	35.2					



ACI Racing Weekend Imola, 25-26 Aprile 2026

Campionato Italiano GT Sprint GTCup - Analisi Tempi Race 2

Imola Circuit 4.909 m

Start at 15:33'34.637

5 / 9

24	22.146	35.284	29.693	18.966	1'46.089	288,0	16:25'05.728	6	21.928	35.006	31.759	24.063	1'52.756	281,3	15:46'59.279
25	22.314	35.453	29.627	18.757	1'46.151	279,1	16:26'51.879	7	47.858	1'20.648	1'00.587	37.367	3'46.460	105,4	15:50'45.739
								8	53.174	57.911	42.406	21.714	2'55.205	86,4	15:53'40.944
								9	21.897	35.050	29.952	18.500	1'45.399	284,2	15:55'26.343
								10	21.534	35.008	29.655	18.737	1'44.934	289,5	15:57'11.277
								11	21.532	34.837	29.417	18.631	1'44.417	289,5	15:58'55.694
								12	21.454	35.063	29.674	1'36.888	3'03.079P	288,0	16:01'58.773
								13	35.964	35.095	29.799	18.699	1'59.557P	191,5	16:03'58.330
								14	21.752	34.888	29.847	18.990	1'45.477	281,3	16:05'43.807
								15	22.252	34.379	29.678	18.538	1'44.847	286,5	16:07'28.654
								16	21.926	36.021	29.812	18.767	1'46.526	291,1	16:09'15.180
								17	21.904	34.676	29.964	18.773	1'45.317	289,5	16:11'00.497
								18	21.869	38.061	33.850	26.621	2'00.401	291,1	16:13'00.898
								19	36.674	1'02.563	55.019	22.680	2'56.936	126,2	16:15'57.834
								20	22.360	35.960	30.386	18.940	1'47.646	285,0	16:17'45.480
								21	22.371	35.977	29.902	19.142	1'47.392	286,5	16:19'32.872
								22	22.147	35.144	31.133	18.735	1'47.159	288,0	16:21'20.031
								23	21.464					288,0	

Race Time 53'17.242

221 MRNC12 (1'45.822)

Lap	Seg.1	Seg.2	Seg.3	Seg.4	Lap Time	km/h	Local Time
Laura Villars							
1		45.763	55.919	21.882	2'38.668	173,9	15:36'13.305
2	35.817	1'03.083	49.585	34.438	3'02.923	170,3	15:39'16.228
3	34.115	53.466	42.856	19.214	2'29.651	119,6	15:41'45.879
4	23.500	37.364	32.953	19.161	1'52.978	248,8	15:43'38.857
5	22.327	35.572	30.527	18.892	1'47.318	270,7	15:45'26.175
6	22.967	35.860	34.970	19.991	1'53.788	283,5	15:47'19.963
7	45.072	1'27.636	54.619	39.173	3'46.500	163,4	15:51'06.463
8	53.020	1'01.243	36.960	19.070	2'50.293	92,2	15:53'56.756
9	22.265	35.805	30.460	18.894	1'47.424	274,1	15:55'44.180
10	22.481	36.480	30.753	18.921	1'48.635	264,1	15:57'32.815
11	21.899	35.324	29.805	18.794	1'45.822	286,5	15:59'18.637
12	22.585	35.256	30.562	19.008	1'47.411	270,0	16:01'06.048
13	22.646	35.689	30.371	18.815	1'47.521	264,1	16:02'53.569
14	22.575	35.447	30.146	19.137	1'47.305	265,4	16:04'40.874
15	22.212	35.780	30.367	1'27.233	2'55.592P	285,0	16:07'36.466

Race Time 47'45.394 + 50.000Pen

251 Carminati Ettore (1'45.517)

Lap	Seg.1	Seg.2	Seg.3	Seg.4	Lap Time	km/h	Local Time
Ettore Carminati							
1		38.224	47.057	23.288	2'18.235	214,3	15:35'52.872
2	38.380	1'01.050	50.142	31.511	3'01.083	144,8	15:38'53.955
3	38.061	52.039	50.747	22.895	2'43.742	143,0	15:41'37.697
4	23.762	36.375	52.964	19.284	2'12.385	259,0	15:43'50.082
5	22.644	35.591	30.388	18.968	1'47.591	283,5	15:45'37.673
6	22.665	40.653	34.369	21.919	1'59.606	284,2	15:47'37.279
7	35.064	1'29.294	51.212	39.943	3'35.513	212,6	15:51'12.792
8	55.981	59.629	35.401	19.379	2'50.390	114,3	15:54'03.182
9	22.176	35.519	30.135	18.843	1'46.673	282,7	15:55'49.855
10	21.984	35.552	30.234	18.898	1'46.668	286,5	15:57'36.523
11	21.902	34.907	30.066	18.881	1'45.756	286,5	15:59'22.279
12	21.801	34.881	29.916	18.919	1'45.517	285,0	16:01'07.796
13	21.886	35.553	30.411	36.246	2'04.096P	288,0	16:03'11.892
14	1'31.203	35.296	29.983	18.782	2'55.264P	185,9	16:06'07.156
15	21.985	35.661	30.240	18.917	1'46.803	286,5	16:07'53.959
16	22.072	35.877	30.405	19.447	1'47.801	285,0	16:09'41.760
17	22.519	35.716	30.176	19.131	1'47.542	283,5	16:11'29.302
18	24.382	42.305	34.108	20.790	2'01.585	282,7	16:13'30.887
19	23.746	56.439	55.478	20.011	2'35.674	260,2	16:16'06.561
20	22.411	36.777	30.327	18.837	1'48.352	282,7	16:17'54.913
21	21.875	35.529	30.216	19.238	1'46.858	285,0	16:19'41.771
22	22.309	35.013	30.271	19.403	1'46.966	285,0	16:21'28.767
23	22.502	40.527	30.040	19.060	1'52.129	283,5	16:23'20.896
24	21.991	35.115	30.267	18.724	1'46.097	280,5	16:25'06.993
25	21.998	35.140	30.258	18.852	1'46.248	282,7	16:26'53.241

Race Time 53'18.604

261 MP Racing (1'45.284)

Lap	Seg.1	Seg.2	Seg.3	Seg.4	Lap Time	km/h	Local Time
Thomas Gostner							
1		39.612	50.962	21.472	2'25.106	181,5	15:35'59.743
2	37.418	1'01.574	50.589	31.464	3'01.045	155,0	15:39'00.788
3	37.300	52.543	48.087	21.902	2'39.832	128,4	15:41'40.620
4	23.843	35.640	32.134	19.599	1'51.216	250,0	15:43'31.836
5	22.301	35.038	29.839	18.784	1'45.962	285,0	15:45'17.798
6	21.820	35.418	32.828	21.286	1'51.352	288,0	15:47'09.150
7	47.570	1'23.498	58.152	38.786	3'48.006	112,5	15:50'57.156
8	52.197	57.267	41.589	19.356	2'50.409	85,5	15:53'47.565
9	22.077	35.233	30.300	18.988	1'46.598	283,5	15:55'34.163
10	22.072	35.451	30.591	1'30.576	2'58.690P	288,0	15:58'32.853
11	37.166	35.190	32.320	18.941	2'03.617P	189,5	16:00'36.470
12	21.930	35.047	29.593	18.714	1'45.284	286,5	16:02'21.754
13	23.048	36.079	31.405	19.315	1'49.847	286,5	16:04'11.601
14	22.687	35.563	30.657	21.040	1'49.947	270,7	16:06'01.548
15	24.449	34.981	30.301	18.947	1'48.678	285,0	16:07'50.226
16	22.530	37.424	30.603	19.674	1'50.231	279,8	16:09'40.457
17	22.572	35.339	29.708	19.049	1'46.668	255,9	16:11'27.125

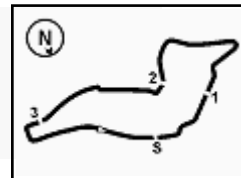
231 Krypton by DL Racing (1'44.453)

Lap	Seg.1	Seg.2	Seg.3	Seg.4	Lap Time	km/h	Local Time
Francesco Galli							
1		38.916	46.841	21.794	2'15.892	208,1	15:35'50.529
2	39.523	1'01.553	49.589	31.573	3'02.238	131,4	15:38'52.767
3	38.353	52.265	50.519	23.115	2'44.252	145,9	15:41'37.019
4	23.669	35.322	30.223	18.824	1'48.038	254,7	15:43'25.057
5	21.786	34.898	29.706	18.709	1'45.099	288,0	15:45'10.156
6	22.100	35.008	32.757	22.964	1'52.829	289,5	15:47'02.985
7	49.055	1'20.881	59.498	37.663	3'47.097	134,8	15:50'50.082
8	53.782	58.030	41.320	19.669	2'52.801	86,7	15:53'42.883
9	22.506	34.699	29.782	18.689	1'45.676	281,3	15:55'28.559
10	21.559	34.852	29.847	18.613	1'44.871	289,5	15:57'13.430
11	21.514	34.780	29.356	18.803	1'44.453	289,5	15:58'57.883
12	22.239	34.702	29.570	18.932	1'45.443	289,5	16:00'43.326
13	21.951	36.811	30.253	1'40.661	3'09.676P	288,0	16:03'53.002
14	39.271	35.720	30.015	19.396	2'04.402P	156,3	16:05'57.404
15	22.877	35.752	30.481	19.208	1'48.318	279,8	16:07'45.722
16	22.049	35.245	29.884	18.854	1'46.032	288,0	16:09'31.754
17	21.883	35.159	29.729	18.953	1'45.724	286,5	16:11'17.478
18	22.075	36.436	31.780	20.135	1'50.426	285,0	16:13'07.904
19	36.220	1'00.566	55.642	20.591	2'53.019	143,6	16:16'00.923
20	22.492	35.582	30.445	18.977	1'47.496	284,2	16:17'48.419
21	22.119	35.868	30.818	19.328	1'48.133	288,0	16:19'36.552
22	22.028	35.617	30.133	20.847	1'48.625	288,0	16:21'25.177

Race Time 47'50.540 + 5.795Pen

250 Gostner David (1'44.417)

Lap	Seg.1	Seg.2	Seg.3	Seg.4	Lap Time	km/h	Local Time
David Gostner							
1		37.577	45.034	22.523	2'12.407	222,7	15:35'47.044
2	39.091	1'02.365	49.239	30.720	3'01.415	129,3	15:38'48.459
3	38.524	52.567	51.761	23.710	2'46.562	131,4	15:41'35.021
4	23.993	34.704	29.597	18.727	1'47.021	261,5	15:43'22.042
5	21.621	34.517	29.591	18.752	1'44.481	291,1	15:45'06.523



ACI Racing Weekend Imola, 25-26 Aprile 2026

Campionato Italiano GT Sprint GTCup - Analisi Tempi Race 2

Imola Circuit 4.909 m

Start at 15:33'34.637

6 / 9

18	24.930	43.029	33.966	20.714	2'02.639	286,5	16:13'29.764	20	23.012	36.901	30.799	18.959	1'49.671	266,7	16:17'56.372
19	23.034	56.962	55.483	20.540	2'36.019	276,9	16:16'05.783	21	23.038	34.975	30.483	19.254	1'47.750	269,3	16:19'44.122
20	22.481	35.543	30.478	19.068	1'47.570	279,1	16:17'53.353	22	22.630	36.021	30.309	19.515	1'48.475	278,4	16:21'32.597
21	22.598	36.034	30.175	19.041	1'47.848	275,5	16:19'41.201	23	22.203	39.867	30.587	19.006	1'51.663	283,5	16:23'24.260
22	22.250	35.015	30.123	19.764	1'47.152	286,5	16:21'28.353	24	22.451	35.365	29.597	18.598	1'46.011	270,0	16:25'10.271
23	22.585	38.725	30.135	19.363	1'50.808	283,5	16:23'19.161	25	22.059	35.795	30.322	19.678	1'47.854	274,1	16:26'58.125
24	22.254	35.298	29.346	19.498	1'46.396	283,5	16:25'05.557								Race Time 53'23.488
25	21.928	34.762	29.653	19.017	1'45.360	286,5	16:26'50.917								

Race Time 53'16.280

288 DL Racing (1'44.547)

Lap	Seg.1	Seg.2	Seg.3	Seg.4	Lap Time	km/h	Local Time	
Gaetano Oliva								
1			38.007	47.907	22.031	2'20.146	191,5	15:35'54.783
2	39.075	1'01.152	50.600	31.322	3'02.149	149,0	15:38'56.932	
3	37.957	51.392	50.301	21.966	2'41.616	148,8	15:41'38.548	
4	23.574	35.952	31.428	18.650	1'49.604	270,0	15:43'28.152	
5	21.623	34.260	29.867	18.797	1'44.547	285,7	15:45'12.699	
6	21.883	34.775	34.471	21.595	1'52.724	286,5	15:47'05.423	
7	48.356	1'21.784	59.248	37.710	3'47.098	124,9	15:50'52.521	
8	53.387	57.585	41.956	19.084	2'52.012	95,5	15:53'44.533	
9	22.102	34.632	29.917	18.691	1'45.342	285,7	15:55'29.875	
10	21.576	35.273	29.703	18.585	1'45.137	289,5	15:57'15.012	
11	21.610	34.390	29.843	18.886	1'44.729	286,5	15:58'59.741	
12	21.788	34.723	29.680	18.633	1'44.824	285,0	16:00'44.565	
13	21.687	35.239	29.850	18.665	1'45.441	288,0	16:02'30.006	
14	21.968	35.485	30.028	1'26.998	2'54.479P	288,0	16:05'24.485	
Francesco Daniele								
15	37.343	36.525	30.394	19.007	2'03.269P	188,2	16:07'27.754	
16	22.142	35.375	30.387	18.952	1'46.856	286,5	16:09'14.610	
							Race Time 35'39.973	

401 A2 Motorsport (1'47.014)

Lap	Seg.1	Seg.2	Seg.3	Seg.4	Lap Time	km/h	Local Time
Davide Larini							
1		40.889	54.348	21.498	2'30.600	177,0	15:36'05.237
2	36.231	1'01.709	51.392	32.077	3'01.409	182,7	15:39'06.646
3	35.817	53.763	45.322	19.723	2'34.625	132,8	15:41'41.271
4	24.724	36.013	32.519	19.494	1'52.750	244,9	15:43'34.021
5	22.025	35.917	30.219	18.853	1'47.014	272,7	15:45'21.035
							Race Time 11'46.398

412 ZRS Motorsport (1'45.672)

Lap	Seg.1	Seg.2	Seg.3	Seg.4	Lap Time	km/h	Local Time
Riccardo Cirelli							
1		40.320	54.093	20.962	2'29.407	173,9	15:36'04.044
2	36.470	1'02.117	51.180	31.803	3'01.570	181,5	15:39'05.614
3	36.047	53.904	45.426	20.174	2'35.551	152,1	15:41'41.165
4	24.640	35.843	32.254	19.216	1'51.953	255,3	15:43'33.118
5	22.229	36.324	30.182	19.002	1'47.737	274,1	15:45'20.855
6	22.458	35.373	31.443	20.252	1'49.526	275,5	15:47'10.381
7	47.667	1'23.441	58.828	38.854	3'48.790	105,6	15:50'59.171
8	51.369	58.479	40.983	19.089	2'49.920	90,1	15:53'49.091
9	21.860	35.248	30.309	18.943	1'46.360	274,1	15:55'35.451
10	22.487	35.316	30.322	19.396	1'47.521	274,1	15:57'22.972
11	21.915	34.964	29.860	18.933	1'45.672	274,1	15:59'08.644
12	22.336	34.890	29.869	18.953	1'46.048	274,1	16:00'54.692
13	21.820	35.168	29.811	18.951	1'45.750	274,1	16:02'40.442
14	21.689	35.136	30.362	1'41.233	3'08.420P	274,1	16:05'48.862
Alberto Fulgori							
15	38.993	36.509	31.313	19.189	2'06.004P	180,3	16:07'54.866
16	22.057	35.983	31.324	19.460	1'48.824	275,5	16:09'43.690
17	40.303	36.155	30.445	20.426	2'07.329	275,5	16:11'51.019
18	27.400	36.176	32.866	20.085	1'56.527	192,5	16:13'47.546
19	24.204	46.139	55.225	19.994	2'25.562	254,7	16:16'13.108
20	23.195	36.315	30.549	19.233	1'49.292	254,7	16:18'02.400
21	22.330	35.678	30.062	19.697	1'47.767	275,5	16:19'50.167
22	22.659	35.839	30.288	19.631	1'48.417	272,7	16:21'38.584
23	22.583	36.125	30.502	19.828	1'49.038	271,4	16:23'27.622
24	22.500	36.943	30.763	19.466	1'49.672	275,5	16:25'17.294
25	22.508	35.680	30.498	19.337	1'48.023	275,5	16:27'05.317
							Race Time 53'30.680

272 DL Racing (1'44.326)

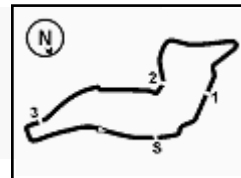
Lap	Seg.1	Seg.2	Seg.3	Seg.4	Lap Time	km/h	Local Time
Ronnie Stefani							
1		39.229	47.833	21.862	2'21.318	186,2	15:35'55.955
2	38.750	1'01.375	50.172	31.781	3'02.078	150,0	15:38'58.033
3	37.772	51.383	49.744	21.866	2'40.765	143,6	15:41'38.798
4	23.551	36.341	31.593	19.153	1'50.638	268,0	15:43'29.436
5	21.672	34.411	29.574	18.669	1'44.326	284,2	15:45'13.762
6	21.693	34.636	34.606	21.845	1'52.780	288,0	15:47'06.542
7	48.422	1'22.105	58.778	38.536	3'47.841	114,3	15:50'54.383
8	52.972	57.320	41.591	18.984	2'50.867	91,7	15:53'45.250
9	22.002	34.843	29.938	18.594	1'45.377	286,5	15:55'30.627
10	21.805	35.040	30.653	18.769	1'46.267	286,5	15:57'16.894
11	21.731	34.821	30.132	1'29.299	2'55.983P	288,0	16:00'12.877
Remo Castellarin							
12	38.385	37.028	31.089	19.680	2'06.182P	185,9	16:02'19.059
13	23.065	36.757	31.731	19.250	1'50.803	283,5	16:04'09.862
14	22.892	36.616	30.748	19.776	1'50.032	279,8	16:05'59.894
15	23.017	36.855	30.954	19.068	1'49.894	283,5	16:07'49.788
16	22.485	37.263	30.875	19.665	1'50.288	285,7	16:09'40.076
17	22.540	36.468	30.386	19.108	1'48.502	283,5	16:11'28.578
18	24.508	42.369	34.125	20.955	2'01.957	286,5	16:13'30.535
19	23.195	56.642	55.757	20.089	2'35.683	280,5	16:16'06.218
20	22.620	36.623	31.577	19.176	1'49.996	285,0	16:17'56.214
21	22.192	35.665	30.475	19.426	1'47.758	286,5	16:19'43.972
22	22.604	37.066	30.694	19.329	1'49.693	287,2	16:21'33.665
23	22.430	38.879	31.322	19.445	1'52.076	286,5	16:23'25.741
24	22.676	36.261	31.222	19.176	1'49.335	285,0	16:25'15.076
25	22.775	35.975	30.633	19.305	1'48.688	279,8	16:27'03.764
							Race Time 53'29.127

273 Gostner Corinna

Lap	Seg.1	Seg.2	Seg.3	Seg.4	Lap Time	km/h	Local Time
Corinna Gostner							
1		49.368	1'08.221	1'40.875	4'20.687P	147,3	15:37'55.324
							Race Time 4'20.687

282 Spirit of Racing (1'44.282)

Lap	Seg.1	Seg.2	Seg.3	Seg.4	Lap Time	km/h	Local Time
Michele Rugolo							
1		38.656	47.541	22.646	2'18.746	194,6	15:35'53.383
2	39.161	1'00.494	50.209	31.649	3'01.513	147,3	15:38'54.896
3	37.752	52.307	50.511	22.326	2'42.896	144,0	15:41'37.792
4	23.644	35.341	29.684	18.846	1'47.515	271,4	15:43'25.307
5	21.724	34.949	29.810	18.508	1'44.991	291,1	15:45'10.298
6	22.362	34.903	34.144	22.278	1'53.687	291,1	15:47'03.985
7	48.868	1'21.244	59.570	37.678	3'47.360	124,3	15:50'51.345
8	53.913	57.536	41.392	19.311	2'52.152	104,4	15:53'43.497
9	22.753	34.607	29.714	18.698	1'45.772	289,5	15:55'29.269
10	21.521	35.110	29.320	18.500	1'44.451	292,7	15:57'13.720
11	21.460	34.788	29.356	18.678	1'44.282	291,1	15:58'58.002
12	22.902	34.805	29.223	18.788	1'45.718	281,3	16:00'43.720
13	22.078	36.524	30.411	18.586	1'47.599	285,0	16:02'31.319
14	21.547	35.765	29.724	18.653	1'45.689	291,1	16:04'17.008
15	21.324	34.570	29.403	1'45.025	3'10.322P	289,5	16:07'27.330
Willem Van der Vorm							
16	44.835	38.373	31.294	19.485	2'13.987P	127,2	16:09'41.317
17	22.729	36.276	30.830	18.843	1'48.678	279,1	16:11'29.995
18	24.962	41.790	34.130	21.137	2'02.019	288,0	16:13'32.014
19</							



ACI Racing Weekend Imola, 25-26 Aprile 2026

Campionato Italiano GT Sprint GTCup - Analisi Tempi Race 2

Start at 15:33'34.637

Imola Circuit 4.909 m

7 / 9

429 BiRace Motorsport (1'45.064)						
Lap	Seg.1	Seg.2	Seg.3	Seg.4	Lap Time	Local Time
Giovanni Stefanin						
1		44.201	55.437	21.025	2'35.585	174,5 15:36'10.222
2	35.782	1'04.019	48.625	34.049	3'02.475	140,3 15:39'12.697
3	35.366	53.223	43.750	19.883	2'32.222	111,8 15:41'44.919
4	23.360	38.127	32.661	19.772	1'53.920	272,7 15:43'38.839
5	23.042	36.727	32.792	20.099	1'52.660	271,4 15:45'31.499
6	23.702	38.131	33.776	20.428	1'56.037	272,0 15:47'27.536
7	39.093	1'27.758	54.852	39.032	3'40.735	269,3 15:51'08.271
8	53.654	1'00.738	37.260	19.960	2'51.612	111,0 15:53'59.883
9	23.822	38.032	32.010	20.235	1'54.099	268,7 15:55'53.982
10	24.369	37.695	32.093	37.723	2'11.880P	274,1 15:58'05.862
Lodovico Laurini						
11	1'25.423	34.998	29.979	18.994	2'49.394P	181,5 16:00'55.256
12	22.322	34.663	29.848	18.750	1'45.583	275,5 16:02'40.839
13	21.665	35.042	30.235	19.674	1'46.616	278,4 16:04'27.455
14	21.625	34.809	29.733	19.214	1'45.381	272,7 16:06'12.836
15	21.964	36.250	29.594	18.980	1'46.788	274,1 16:07'59.624
16	21.780	34.445	29.901	18.938	1'45.064	272,0 16:09'44.688
17	22.506	35.837	31.371	19.409	1'49.123	276,2 16:11'33.811
18	23.703	40.596	34.288	20.360	1'58.947	254,7 16:13'32.758
19	24.708	55.394	55.620	19.441	2'35.163	232,8 16:16'07.921
20	22.494	36.962	31.006	19.261	1'49.723	275,5 16:17'57.644
21	22.597	35.491	30.611	19.087	1'47.786	276,2 16:19'45.430
22	22.646	36.436	30.829	19.421	1'49.332	276,9 16:21'34.762
23	22.212	37.163	30.774	19.355	1'49.504	276,9 16:23'24.266
24	22.888	35.331	29.836	18.990	1'47.045	269,3 16:25'11.311
25	21.672	35.457	30.540	19.918	1'47.587	276,9 16:26'58.898
Race Time 53'24.261						

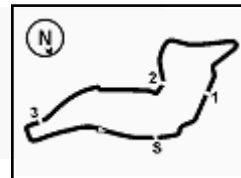
433 BiRace Motorsport (1'45.807)						
Lap	Seg.1	Seg.2	Seg.3	Seg.4	Lap Time	Local Time
Roberto Muriglio						
1		43.135	54.136	20.362	2'32.163	169,3 15:36'06.800
2	36.547	1'03.498	49.493	33.244	3'02.782	149,6 15:39'09.582
3	36.276	52.002	45.095	19.320	2'32.693	109,6 15:41'42.275
4	24.468	36.199	32.214	19.288	1'52.169	246,6 15:43'34.444
5	22.327	35.595	30.337	18.943	1'47.202	275,5 15:45'21.646
6	22.087	37.165	32.402	19.738	1'51.392	276,9 15:47'13.038
7	46.252	1'23.161	58.752	38.587	3'46.752	123,1 15:50'59.790
8	52.258	59.072	39.541	18.974	2'49.845	94,7 15:53'49.635
9	22.127	35.074	30.848	19.013	1'47.062	275,5 15:55'36.697
10	22.252	35.398	30.468	18.996	1'47.114	275,5 15:57'23.811
11	22.036	35.292	29.687	18.792	1'45.807	275,5 15:59'09.618
12	21.951	35.100	30.102	18.832	1'45.985	275,5 16:00'55.603
13	23.011	35.407	30.336	19.439	1'48.193	275,5 16:02'43.796
14	22.112	35.206	31.047	37.504	2'05.869P	276,2 16:04'49.665
Paolo Calcagno						
15	1'24.205	36.911	30.782	19.184	2'51.082P	179,4 16:07'40.747
16	22.907	35.854	30.619	19.337	1'48.717	266,0 16:09'29.464
17	22.256	36.040	30.350	19.432	1'48.078	272,0 16:11'17.542
18	23.265	38.055	31.940	19.920	1'53.180	272,7 16:13'10.722
19	33.845	1'00.854	55.487	21.024	2'51.210	130,3 16:16'01.932
20	23.413	37.116	31.049	19.485	1'51.063	251,2 16:17'52.995
21	22.663	35.892	31.036	19.854	1'49.445	275,5 16:19'42.440
22	23.176	35.769	30.820	19.502	1'49.267	266,7 16:21'31.707
23	22.810	38.932	30.756	19.517	1'52.015	274,1 16:23'23.722
24	22.451	37.877	31.371	19.248	1'50.947	271,4 16:25'14.669
25	22.545	35.900	30.775	19.549	1'48.769	272,7 16:27'03.438
Race Time 53'28.801 + 0.942Pen						

445 ZRS Motorsport (1'47.460)						
Lap	Seg.1	Seg.2	Seg.3	Seg.4	Lap Time	Local Time
Carlo Contessi						
1		39.803	48.017	22.447	2'22.403	196,0 15:35'57.040
2	38.201	1'01.347	50.545	31.778	3'01.871	165,4 15:38'58.911
3	37.387	51.799	49.212	21.820	2'40.218	154,5 15:41'39.129
4	23.676	36.154	31.699	23.384	1'54.913	259,6 15:43'34.042
5	23.500	35.441	30.483	19.021	1'48.445	270,0 15:45'22.487

6	22.029	36.937	32.371	19.745	1'51.082	278,4 15:47'13.569
7	46.320	1'23.695	58.125	38.687	3'46.827	121,6 15:51'00.396
8	52.260	1'01.259	37.862	19.127	2'50.508	88,8 15:53'50.904
9	22.146	39.036	30.702	19.116	1'51.000	275,5 15:55'41.904
10	22.244	35.568	30.381	19.273	1'47.466	274,8 15:57'29.370
11	22.096	35.629	30.604	20.154	1'48.483	276,9 15:59'17.853
12	22.269	35.305	30.884	19.481	1'47.939	276,9 16:01'05.792
13	22.155	35.425	30.505	1'32.415	3'00.500P	275,5 16:04'06.292
Sebastiano Pavan						
14	38.750	36.682	30.579	19.302	2'05.313P	182,7 16:06'11.605
15	23.087	37.462	30.748	19.377	1'50.674	272,7 16:08'02.279
16	22.398	35.551	30.388	19.208	1'47.545	274,1 16:09'49.824
17	22.798	35.413	32.581	23.500	1'54.292	273,4 16:11'44.116
18	27.379	38.937	34.154	20.763	2'01.233	208,1 16:13'45.349
19	24.333	45.273	55.926	21.080	2'26.612	247,7 16:16'11.961
20	22.795	36.332	30.566	19.290	1'48.983	270,0 16:18'00.944
21	22.303	35.680	30.253	19.224	1'47.460	274,8 16:19'48.404
22	22.256	35.727	30.189	19.349	1'47.521	274,1 16:21'35.925
23	22.509	37.121	31.843	19.426	1'50.899	276,9 16:23'26.824
24	22.478	36.435	30.875	19.597	1'49.385	276,9 16:25'16.209
25	22.413	36.187	30.657	19.438	1'48.695	277,6 16:27'04.904
Race Time 53'30.267						

481 Target Racing (1'46.104)						
Lap	Seg.1	Seg.2	Seg.3	Seg.4	Lap Time	Local Time
Gregor Jeets						
1		39.522	48.728	22.555	2'23.646	191,5 15:35'58.283
2	37.763	1'01.468	50.850	31.498	3'01.579	167,4 15:38'59.862
3	37.233	52.525	48.299	21.371	2'39.428	126,8 15:41'39.290
4	23.866	36.110	32.034	19.191	1'51.201	255,3 15:43'30.491
5	22.066	35.184	30.206	18.993	1'46.449	279,8 15:45'16.940
6	21.930	35.265	33.095	21.231	1'51.521	278,4 15:47'08.461
7	47.490	1'22.362	59.170	38.142	3'47.164	106,2 15:50'55.625
8	53.105	56.907	41.528	19.445	2'50.985	89,0 15:53'46.610
9	22.055	35.154	30.424	18.894	1'46.527	278,4 15:55'33.137
10	22.176	35.498	30.576	18.901	1'47.151	282,0 15:57'20.288
11	22.114	35.350	30.303	18.932	1'46.699	279,8 15:59'06.987
12	22.038	35.150	30.210	18.706	1'46.104	278,4 16:00'53.091
13	21.938	35.418	30.021	18.970	1'46.347	276,9 16:02'39.438
14	21.996	35.322	30.299	1'36.991	3'04.608P	282,0 16:05'44.046
15	37.341	36.015	30.197	19.318	2'02.871P	180,9 16:07'46.917
16	22.566	36.688	31.282	18.945	1'49.481	282,0 16:09'36.398
17	22.860	35.955	30.363	19.171	1'48.349	280,5 16:11'24.747
18	24.702	37.739	32.314	20.017	1'54.772	279,1 16:13'19.519
19	30.394	58.972	55.191	20.423	2'44.980	162,4 16:16'04.499
20	22.420	35.977	30.820	19.773	1'48.990	276,9 16:17'53.489
21	22.773	36.388	30.612	19.229	1'49.002	278,4 16:19'42.491
22	22.394	35.718	30.170	19.210	1'47.492	283,5 16:21'29.983
23	22.271	40.767	30.432	18.968	1'52.438	281,3 16:23'22.421
24	22.150	35.333	30.341	19.070	1'46.894	261,5 16:25'09.315
25	22.733	35.725	30.731	19.532	1'48.721	279,1 16:26'58.036
Race Time 53'23.399 + 25.000Pen						

488 APEX Competition (1'44.389)						
Lap	Seg.1	Seg.2	Seg.3	Seg.4	Lap Time	Local Time
Paul Meijer						
1		38.697	46.783	21.293	2'14.941	228,8 15:35'49.578
2	39.818	1'01.612	49.610	31.405	3'02.445	129,7 15:38'52.023
3	38.407	52.211	50.700	23.370	2'44.688	150,2 15:41'36.711
4	23.325	35.508	29.809	18.771	1'47.413	262,8 15:43'24.124
5	21.632	34.981	29.474	18.697	1'44.784	276,2 15:45'08.908
6	21.433	34.521	33.686	23.202	1'52.842	275,5 15:47'01.750
7	48.347	1'20.741	59.761	37.299	3'46.148	135,2 15:50'47.898
8	54.400	57.326	41.363	21.140	2'54.229	92,9 15:53'42.127
9	22.051	34.932	29.620	18.812	1'45.415	271,4 15:55'27.542
10	21.358	34.964	30.046	18.806	1'45.174	277,6 15:57'12.716
11	21.461	34.604	29.485	18.839	1'44.389	276,9 15:58'57.105
12	21.676	34.479	29.525	18.890	1'44.570	275,5 16:00'41.675
13	21.524	34.656	29.486	19.095	1'44.761	276,9 16:02'26.436
14	21.538	34.860	30.428	1'42.242	3'09.068P	278,4 16:05'35.504



ACI Racing Weekend Imola, 25-26 Aprile 2026

Campionato Italiano GT Sprint GTCup - Analisi Tempi Race 2

Imola Circuit 4.909 m

Start at 15:33'34.637

8 / 9

Lap	Seg.1	Seg.2	Seg.3	Seg.4	Lap Time	km/h	Local Time
15	38.148	35.640	30.919	19.521	2'04.228P	179,7	16:07'39.732
16	22.376	35.533	30.403	19.220	1'47.532	275,5	16:09'27.264
17	22.225	35.121	30.366	19.172	1'46.884	274,1	16:11'14.148
18	22.570	37.428	33.036	20.396	1'53.430	272,7	16:13'07.578
19	35.521	1'00.992	55.625	21.220	2'53.358	149,6	16:16'00.936
20	22.727	37.661	31.758	19.252	1'51.398	274,1	16:17'52.334
21	22.028	36.055	30.686	19.153	1'47.922	275,5	16:19'40.256
22	22.369	35.245	30.396	20.000	1'48.010	275,5	16:21'28.266
23	23.494	40.958	30.260	19.102	1'53.814	275,5	16:23'22.080
24	22.163	35.146	29.979	19.034	1'46.322	275,5	16:25'08.402
25	22.091	35.212	30.597	19.206	1'47.106	275,5	16:26'55.508
Race Time 53'20.871							

531 APEX Competition (1'51.121)							
Lap	Seg.1	Seg.2	Seg.3	Seg.4	Lap Time	km/h	Local Time
Riccardo Romagnoli							
1		45.936		22.987	2'41.422	183,4	15:36'16.059
2	34.839	1'03.390	49.604	34.421	3'02.254	186,5	15:39'18.313
3	33.884	54.023	42.180	19.697	2'29.784	137,2	15:41'48.097
4	23.248	36.606	33.076	19.934	1'52.864	273,4	15:43'40.961
5	23.990	35.913	31.458	19.760	1'51.121	258,4	15:45'32.082
Race Time 11'57.445							

502 Di Leo Enrico (1'46.275)							
Lap	Seg.1	Seg.2	Seg.3	Seg.4	Lap Time	km/h	Local Time
'Poppy'							
1		39.032	54.583	20.866	2'28.127	165,6	15:36'02.764
2	36.394	1'01.890	51.318	31.441	3'01.043	180,6	15:39'03.807
3	36.288	53.288	46.244	21.258	2'37.078	159,3	15:41'40.885
4	25.318	37.193	32.313	19.242	1'54.066	241,6	15:43'34.951
5	22.745	35.873	30.416	18.993	1'48.027	275,5	15:45'22.978
6	22.189	36.551	34.440	20.725	1'53.905	278,4	15:47'16.883
7	44.599	1'25.740	56.010	38.763	3'45.112	155,0	15:51'01.995
8	52.471	1'02.567	35.983	19.176	2'50.197	81,6	15:53'52.192
9	22.043	35.256	30.040	19.091	1'46.430	275,5	15:55'38.622
10	22.185	35.229	30.027	18.987	1'46.428	275,5	15:57'25.050
11	22.051	35.244	30.315	19.109	1'46.719	276,2	15:59'11.769
12	22.228	34.971	30.127	18.949	1'46.275	276,2	16:00'58.044
13	22.229	35.690	30.536	19.153	1'47.608	278,4	16:02'45.652
14	22.123	35.441	30.203	1'42.379	3'10.146P	277,6	16:05'55.798

559 Raptor Engineering (1'47.129)							
Lap	Seg.1	Seg.2	Seg.3	Seg.4	Lap Time	km/h	Local Time
Flavio Olivieri							
1		39.673		51.625	21.009	2'25.691	178,2
2	37.515	1'01.563	51.810	30.442	3'01.330	162,7	15:39'01.658
3	37.106	52.710	47.693	21.627	2'39.136	142,9	15:41'40.794
4	24.655	36.000	32.027	19.206	1'51.888	252,3	15:43'32.682
5	22.061	35.837	30.129	19.102	1'47.129	278,4	15:45'19.811
Race Time 11'45.174							

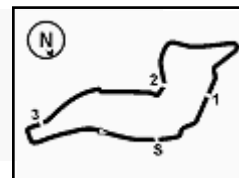
502 Di Leo Enrico (1'46.275)							
Lap	Seg.1	Seg.2	Seg.3	Seg.4	Lap Time	km/h	Local Time
Enrico Di Leo							
15	38.731	38.121	31.402	19.511	2'07.765P	178,2	16:08'03.563
16	22.924	36.426	30.881	19.858	1'50.889	276,9	16:09'53.652
17	24.383	36.234	31.114	21.496	1'53.227	274,1	16:11'46.879
18	28.595	37.816	32.926	20.574	1'59.911	172,2	16:13'46.790
19	24.029	46.038	55.327	20.477	2'25.871	246,6	16:16'12.661
20	23.038	37.154	31.657	19.812	1'51.661	268,7	16:18'04.322
21	22.512	36.672	31.273	19.593	1'50.050	275,5	16:19'54.372
22	22.623	36.337	31.250	20.252	1'50.462	274,1	16:21'44.834
23	23.185	36.866	31.426	19.970	1'51.447	274,1	16:23'36.281
24	23.189	36.659	31.220	19.648	1'50.716	274,1	16:25'26.997
25	22.814	1'17.962	31.654	20.000	2'32.430	272,7	16:27'59.427
Race Time 54'24.790							

569 Raptor Engineering (1'51.089)							
Lap	Seg.1	Seg.2	Seg.3	Seg.4	Lap Time	km/h	Local Time
Massimo Navatta							
1		45.811	55.962	22.466	2'39.875	194,6	15:36'14.512
2	35.619	1'02.729	49.813	34.055	3'02.216	172,8	15:39'16.728
3	34.104	53.672	42.782	19.356	2'29.914	127,8	15:41'46.642
4	23.059	37.589	33.601	19.839	1'54.088	261,5	15:43'40.730
5	23.369	35.822	31.797	20.101	1'51.089	274,1	15:45'31.819
Race Time 11'57.182							

517 Speed Lover (1'48.971)							
Lap	Seg.1	Seg.2	Seg.3	Seg.4	Lap Time	km/h	Local Time
Wim Meulders							
1		46.593	57.415	22.676	2'43.390	184,6	15:36'18.027
2	35.208	1'03.038	49.396	35.042	3'02.684	200,4	15:39'20.711
3	33.392	53.837	41.862	19.678	2'28.769	178,8	15:41'49.480
4	22.856	37.454	33.669	19.553	1'53.532	271,4	15:43'43.012
5	23.352	36.303	31.385	19.435	1'50.475	272,7	15:45'33.487
6	23.277	42.771	32.107	19.870	1'58.025	268,7	15:47'31.512
7	38.990	1'29.773	51.682	40.117	3'40.562	251,2	15:51'12.074
8	55.301	59.883	36.106	19.758	2'51.048	121,8	15:54'03.122
9	23.134	36.358	31.506	20.038	1'51.036	259,6	15:55'54.158
10	24.430	37.992	31.888	19.771	1'54.081	247,7	15:57'48.239
11	22.794	36.130	30.961	19.246	1'49.131	271,4	15:59'37.370
12	22.564	36.087	30.974	19.346	1'48.971	272,7	16:01'26.341
13	22.603	36.803	30.735	2'29.293	3'59.434P	272,7	16:05'25.775

571 SP Racing Team (1'46.337)							
Lap	Seg.1	Seg.2	Seg.3	Seg.4	Lap Time	km/h	Local Time
Massimo Abbati							
1		44.116	55.895	21.618	2'36.981	185,6	15:36'11.618
2	35.276	1'03.913	48.445	34.851	3'02.485	154,1	15:39'14.103
3	34.600	53.818	43.070	19.485	2'30.973	138,8	15:41'45.076
4	23.212	36.476	32.729	19.350	1'51.767	265,4	15:43'36.843
5	22.472	35.759	30.722	18.930	1'47.883	274,1	15:45'24.726
6	22.415	35.803	35.371	20.564	1'54.153	275,5	15:47'18.879
7	44.661	1'26.824	54.729	40.106	3'46.320	166,2	15:51'05.199
8	52.801	1'01.241	37.301	19.146	2'50.489	89,1	15:53'55.688
9	22.657	35.809	30.659	19.013	1'48.138	266,7	15:55'43.826
10	22.360	36.468	31.473	19.440	1'49.741	276,9	15:57'33.567
11	22.282	35.216	30.471	1'39.144	3'07.113P	275,5	16:00'40.680
12	37.559	35.430	30.462	19.116	2'02.567P	178,2	16:02'43.247
13	22.308	35.235	31.095	18.960	1'47.598	272,7	16:04'30.845
14	22.188	35.242	29.966	18.941	1'46.337	272,7	16:06'17.182
15	22.284	34.885	30.363	19.360	1'46.892	272,7	16:08'04.074
16	23.360	35.767	30.720	19.922	1'49.769	270,7	16:09'53.843
17	23.174	35.625	31.052	21.316	1'51.167	274,1	16:11'45.010
18	27.256	38.681	34.190	20.985	2'01.112	212,6	16:13'46.122
19	24.007	45.646	55.856	20.570	2'26.079	252,3	16:16'12.201
20	23.038	36.224	30.793	19.190	1'49.245	264,1	16:18'01.446
21	22.308	35.470	30.754	18.962	1'47.494	275,5	16:19'48.940
22	22.180	35.564	30.271	19.402	1'47.417	275,5	16:21'36.357
23	22.373	37.123	31.795	19.640	1'50.931	275,5	16:23'27.288
24	22.408	36.471	30.871	19.334	1'49.084	276,2	16:25'16.372
25	22.799	35.973	30.690	20.362	1'49.824	260,9	16:27'06.196
Race Time 53'31.559 + 0.471Pen							

517 Speed Lover (1'48.971)							
Lap	Seg.1	Seg.2	Seg.3	Seg.4	Lap Time	km/h	Local Time
Rik Renmans							
14	42.309	38.089	32.774	21.349	2'14.521P	158,1	16:07'40.296
15	24.818	39.163	34.964	20.720	1'59.665	224,5	16:09'39.961
16	26.439	39.080	34.755	23.356	2'03.630	235,3	16:11'43.591
17	27.485	39.038	33.699	20.790	2'01.012	211,4	16:13'44.603
18	24.613	45.279	55.958	21.502	2'27.352	250,0	16:16'11.955
19	25.801	38.640	33.076	20.320	1'57.837	214,3	16:18'09.792
20	23.922	37.868	32.682	20.240	1'54.712	257,1	16:20'04.504
21	24.089	37.866	32.574	20.384</			



Imola Circuit 4.909 m

ACI Racing Weekend Imola, 25-26 Aprile 2026

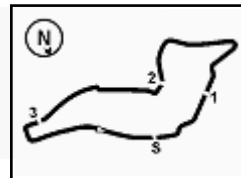
Campionato Italiano GT Sprint GTCup - Analisi Tempi Race 2

Start at 15:33'34.637

5	22.273	36.154	30.458	19.049	1'47.934	277,6	15:45'23.451
6	22.116	36.507	34.576	20.547	1'53.746	278,4	15:47'17.197
7	45.057	1'25.741	55.799	39.335	3'45.932	145,2	15:51'03.129
8	53.192	1'01.662	36.328	19.095	2'50.277	74,0	15:53'53.406
9	22.278	36.618	30.784	19.144	1'48.824	272,7	15:55'42.230
10	22.206	35.797	30.197	19.031	1'47.231	276,9	15:57'29.461
11	22.532	36.432	30.704	19.201	1'48.869	274,1	15:59'18.330
12	22.341	35.345	30.668	19.207	1'47.561	276,9	16:01'05.891
13	22.267	35.568	30.454	19.230	1'47.519	271,4	16:02'53.410
14	23.153	35.506	30.282	1'43.293	3'12.234P	258,4	16:06'05.644
'Linos'							
15	37.677	36.083	30.869	19.388	2'04.017P	180,0	16:08'09.661
16	22.720	35.951	30.723	19.290	1'48.684	272,7	16:09'58.345
17	22.953	35.680	30.788	22.335	1'51.756	271,4	16:11'50.101
18	26.439	37.601	32.721	20.485	1'57.246	218,6	16:13'47.347
19	23.941	46.144	55.318	20.152	2'25.555	251,2	16:16'12.902
20	23.669	36.537	31.682	19.676	1'51.564	261,5	16:18'04.466
21	22.567	36.731	35.780	19.780	1'54.858	275,5	16:19'59.324
22	23.330	35.831	31.290	19.532	1'49.983	258,4	16:21'49.307
23	22.733	36.142	31.176	19.542	1'49.593	272,7	16:23'38.900
24	22.813	35.867	30.869	19.336	1'48.885	272,7	16:25'27.785
25	22.325	39.445	32.150	19.758	1'53.678	272,7	16:27'21.463

Race Time 53'46.826 + 25.000Pen





Imola Circuit 4.909 m

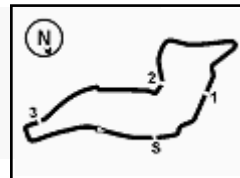
ACI Racing Weekend Imola, 25-26 Aprile 2026

Campionato Italiano GT Sprint GTCup - Pit Times Race 2

Start: 15:33'34.637 1: 15:56'34.637 / 16:06'34.637

No.	Entrant	Driver		Race Time	Local Time	Pit Time	Ref. Time	Difference	Penalty	
101	Best Lap	V.POSTIGLIONE	Pit IN	32'13.360	16:05'47.997					
		S.COMANDINI	PIT OUT	33'38.877	16:07'13.514	1'25.517 (1)	1'23.000			
106	Pollini Giacomo	G.POLLINI	Pit IN	31'59.593	16:05'34.230					
		M.POLLINI	PIT OUT	33'41.420	16:07'16.057	1'41.827 (1)	1'42.000	0.173	0.519	
109	Zanasi Racing	A.FONTANA	Pit IN	30'24.551	16:03'59.188					
		T.LOVATI	PIT OUT	31'57.360	16:05'31.997	1'32.809 (1)	1'33.000	0.191	0.573	
111	Best Lap	A.FRASSINETI	Pit IN	32'10.392	16:05'45.029					
		L.PEGORARO	PIT OUT	34'03.250	16:07'37.887	1'52.858 (1)	1'52.000			
112	MRNC12	F.CROCCOLINO	Pit IN	30'25.233	16:03'59.870					
		R.PANICCIÀ	PIT OUT	32'06.886	16:05'41.523	1'41.653 (1)	1'41.000			
			Pit IN	47'37.045	16:21'11.682					
114	Oregon Team	M.RYTTER	Pit IN	32'12.634	16:05'47.271					
		G.FICO	PIT OUT	33'38.451	16:07'13.088	1'25.817 (1)	1'25.000			
117	MM Motorsport	L.ARDUINI	Pit IN	25'17.505	15:58'52.142					
		M.BARTOSZUK	PIT OUT	26'43.398	16:00'18.035	1'25.893 (1)	1'25.000			
123	Double TT Racing	G.FISICHELLA	Pit IN	30'22.178	16:03'56.815					
		D.RODA	PIT OUT	32'00.062	16:05'34.699	1'37.884 (1)	1'25.000			
147	CRM Competition	R.TUCCI	Pit IN	32'41.182	16:06'15.819					
			PIT OUT	34'11.079	16:07'45.716	1'29.897 (1)	1'30.000	0.103	0.309	
150	Spirit of Racing	E.BORELLI	Pit IN	30'32.744	16:04'07.381					
		A.MENDEZ	PIT OUT	31'53.759	16:05'28.396	1'21.015 (1)	1'20.000			
151	Spirit of Racing	D.DI FABIO	Pit IN	25'16.314	15:58'50.951					
		L.MEGNA	PIT OUT	27'04.451	16:00'39.088	1'48.137 (1)	1'46.000			
184	SF Squadra Corse	P.ALESSI	Pit IN	23'31.970	15:57'06.607					
		M.LANCELOTTI	PIT OUT	25'24.146	15:58'58.783	1'52.176 (1)	1'52.000			
188	Spirit of Racing	F.AL RIFAI	Pit IN	10'58.862	15:44'33.499					
			PIT OUT	15'38.273	15:49'12.910	4'39.411				
		F.SAMORUKOV	Pit IN	24'06.680	15:57'41.317					
			PIT OUT	27'06.172	16:00'40.809	2'59.492 (1)	1'25.000			
			Pit IN	36'20.608	16:09'55.245					
			PIT OUT	37'48.776	16:11'23.413	1'28.168				
Pit IN	39'52.403	16:13'27.040								
203	Zanasi Racing	G.GHERMANDI	Pit IN	12'53.021	15:46'27.658					
			PIT OUT	14'43.922	15:48'18.559	1'50.901				
			Pit IN	27'49.011	16:01'23.648					
207	Invictus	A.LANCELOTTI	Pit IN	23'57.693	15:57'32.330					
			F.COASSIN	PIT OUT	25'36.990	15:59'11.627	1'39.297 (1)	1'26.000		
				Pit IN	27'28.636	16:01'03.273				
				PIT OUT	28'27.809	16:02'02.446	59.173 (1)			
				Pit IN	30'21.653	16:03'56.290				
208	Villorba Corse	L.PRIVITELIO	Pit IN	23'56.521	15:57'31.158					
		D.PRIVITELIO	PIT OUT	25'17.231	15:58'51.868	1'20.710 (1)	1'20.000			
209	Villorba Corse	P.MATIC	Pit IN	25'47.761	15:59'22.398					
			PIT OUT	28'12.153	16:01'46.790	2'24.392 (1)	1'25.000			
211	Zanasi Racing	V.BRISELLI	Pit IN	23'55.157	15:57'29.794					
		L.DEMARCHI	PIT OUT	25'22.276	15:58'56.913	1'27.119 (1)	1'25.000			
212	MRNC12	E.PIERANTONI	Pit IN	27'30.091	16:01'04.728					
			L.NICOLI	PIT OUT	28'57.665	16:02'32.302	1'27.574 (1)	1'20.000		
				Pit IN	36'06.085	16:09'40.722				





ACI Racing Weekend Imola, 25-26 Aprile 2026

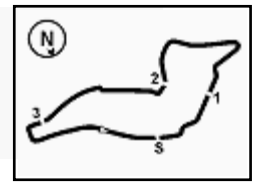
Campionato Italiano GT Sprint GTCup - Pit Times Race 2

Imola Circuit 4.909 m

Start: 15:33'34.637 1: 15:56'34.637 / 16:06'34.637

No.	Entrant	Driver		Race Time	Local Time	Pit Time	Ref. Time	Difference	Penalty
216	Target Racing	P.ALESSANDRI	Pit IN	27'08.335	16:00'42.972				
			PIT OUT	28'36.297	16:02'10.934	1'27.962 (1)	1'25.000		
221	MRNC12	L.VILLARS F.LEVY	Pit IN	32'52.530	16:06'27.167				
			PIT OUT	34'15.267	16:07'49.904	1'22.737 (1)	1'25.000	2.263	6.789
231	Krypton by DL Racing	F.GALLI	Pit IN	28'53.102	16:02'27.739				
			PIT OUT	30'31.837	16:04'06.474	1'38.735 (1)	1'39.000	0.265	0.795
250	Gostner David	D.GOSTNER	Pit IN	27'02.464	16:00'37.101				
			PIT OUT	28'37.570	16:02'12.207	1'35.106 (1)	1'37.000	1.894	5.682
251	Carminatì Ettore	E.CARMINATI	Pit IN	29'17.195	16:02'51.832				
			PIT OUT	30'45.255	16:04'19.892	1'28.060 (1)	1'28.000		
261	MP Racing	T.GOSTNER	Pit IN	23'44.523	15:57'19.160				
			PIT OUT	25'11.642	15:58'46.279	1'27.119 (1)	1'25.000		
272	DL Racing	R.STEFANI R.CASTELLARIN	Pit IN	25'25.678	15:59'00.315				
			PIT OUT	26'52.129	16:00'26.766	1'26.451 (1)	1'25.000		
273	Gostner Corinna	C.GOSTNER	Pit IN	3'04.875	15:36'39.512				
			PIT OUT	4'34.130	15:38'08.767	1'29.255			
			Pit IN	7'12.765	15:40'47.402				
282	Spirit of Racing	M.RUGOLO W.VAN DER VORM	Pit IN	32'23.551	16:05'58.188				
			PIT OUT	34'07.153	16:07'41.790	1'43.602 (1)	1'40.000		
288	DL Racing	G.OLIVA F.DANIELE	Pit IN	30'37.973	16:04'12.610				
			PIT OUT	32'03.867	16:05'38.504	1'25.894 (1)	1'25.000		
412	ZRS Motorsport	R.CIRELLI A.FULGORI	Pit IN	30'48.979	16:04'23.616				
			PIT OUT	32'27.685	16:06'02.322	1'38.706 (1)	1'37.000		
429	BiRace Motorsport	G.STEFANIN L.LAURINI	Pit IN	24'10.810	15:57'45.447				
			PIT OUT	25'33.155	15:59'07.792	1'22.345 (1)	1'20.000		
433	BiRace Motorsport	R.MURIGLIO P.CALCAGNO	Pit IN	30'54.727	16:04'29.364				
			PIT OUT	32'14.413	16:05'49.050	1'19.686 (1)	1'20.000	0.314	0.942
445	ZRS Motorsport	C.CONTESSI S.PAVAN	Pit IN	29'14.426	16:02'49.063				
			PIT OUT	30'46.064	16:04'20.701	1'31.638 (1)	1'28.000		
481	Target Racing	G.JEETS	Pit IN	30'47.977	16:04'22.614				
			PIT OUT	32'22.962	16:05'57.599	1'34.985 (1)	1'39.000	4.015	12.045
488	APEX Competition	P.MEIJER L.ATTIANESE	Pit IN	30'34.581	16:04'09.218				
			PIT OUT	32'15.297	16:05'49.934	1'40.716 (1)	1'40.000		
502	Di Leo Enrico	.POPPY E.DI LEO	Pit IN	30'55.757	16:04'30.394				
			PIT OUT	32'34.994	16:06'09.631	1'39.237 (1)	1'35.000		
517	Speed Lover	W.MEULDERS R.RENMANS	Pit IN	29'38.413	16:03'13.050				
			PIT OUT	32'05.540	16:05'40.177	2'27.127 (1)	1'20.000		
569	Raptor Engineering	M.NAVATTA	Pit IN	31'04.954	16:04'39.591				
571	SP Racing Team	M.ABBATI	Pit IN	25'42.829	15:59'17.466				
			PIT OUT	27'19.672	16:00'54.309	1'36.843 (1)	1'37.000	0.157	0.471
575	PS Performance	L.BONTEMPELLI .LINOS'	Pit IN	31'05.797	16:04'40.434				
			PIT OUT	32'44.636	16:06'19.273	1'38.839 (1)	1'29.000		
119	Zanasi Racing	M.SARTORI							
163	DL Racing	P.AGOGLIA							
401	A2 Motorsport	D.LARINI							
531	APEX Competition	R.ROMAGNOLI							
559	Raptor Engineering	F.OLIVIERI							

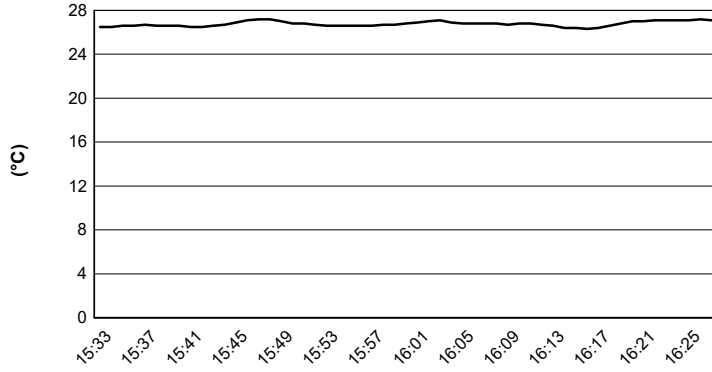




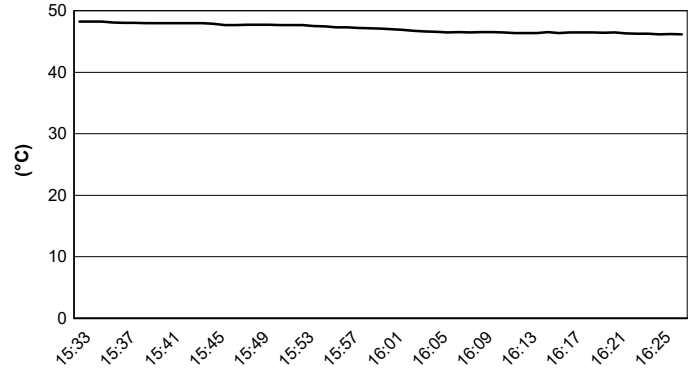
Imola Circuit 4.909 m

ACI Racing Weekend Imola, 25-26 Aprile 2026
Campionato Italiano GT Sprint GTCup - Meteo Race 2
 Session started 15:34 - Session ended 16:28

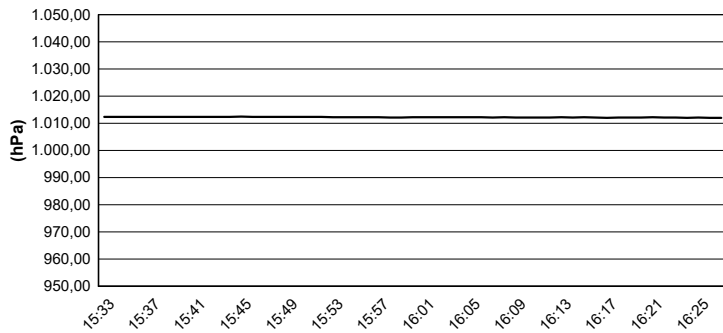
Air Temperature



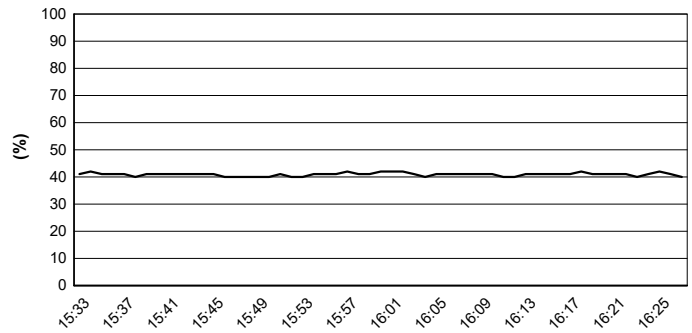
Track Temperature



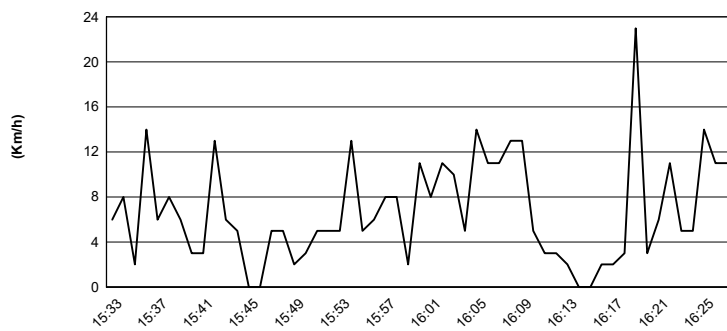
Air Pressure



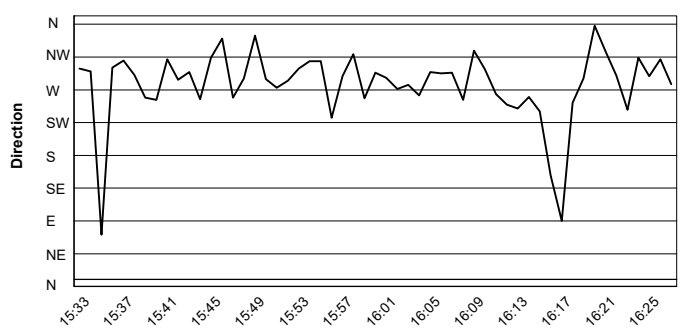
Humidity

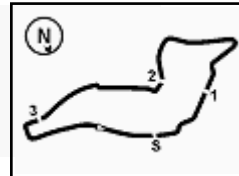


Wind Speed



Wind Direction





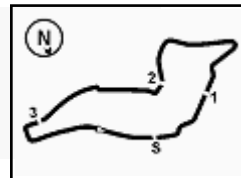
Imola Circuit 4.909 m

ACI Racing Weekend Imola, 25-26 Aprile 2026

Campionato Italiano GT Sprint GTCup - Griglia Gara 2 (Duration: 50' +1 Lap)

208	PRIVITELIO L. Villorba Corse	Lamborghini 1'48.217	163	AGOLIA P. DL Racing	Lamborghini	23
569	NAVATTA M. Raptor Engineering	McLaren 1'47.628	531	ROMAGNOLI R. APEX Competition	Porsche 1'47.742	22
571	ABBATI M. SP Racing Team	Porsche 1'46.267	517	MEULDERS W. Speed Lover	Porsche 1'47.011	21
273	GOSTNER C. MP Racing	Ferrari 1'45.593	209	MATIC P. Villorba Corse	Lamborghini 1'45.754	20
401	LARINI D. A2 Motorsport	Porsche 1'45.362	212	PIERANTONI E. MRNC12	Ferrari 1'45.520	19
575	BONTEMPELLI L. PS Performance	Porsche 1'45.252	429	STEFANIN G. BiRace Motorsport	Porsche 1'45.311	18
559	OLIVIERI F. Raptor Engineering	McLaren 1'44.875	412	CIRELLI R. ZRS Motorsport	Porsche 1'44.940	17
433	MURIGLIO R. BiRace Motorsport	Porsche 1'44.735	502	'POPPY' MEGA Motorsport	Porsche 1'44.827	16
481	JEETS G. Target Racing	McLaren 1'44.608	261	GOSTNER T. MP Racing	Ferrari 1'44.697	15
221	VILLARS L. MRNC12	Ferrari 1'44.462	445	CONTESSI C. ZRS Motorsport	Porsche 1'44.496	14
207	LANCELOTTI A. Invictus	Lamborghini 1'43.862	288	OLIVA G. DL Racing	Lamborghini 1'44.214	13
147	TUCCI R. CRM Competition	Lamborghini 1'43.633	272	STEFANI R. DL Racing	Lamborghini 1'43.837	12
216	ALESSANDRI P. Target Racing	Ferrari 1'43.530	251	CARMINATI E. CRM Competition	Lamborghini 1'43.581	11
282	RUGOLO M. Spirit of Racing	Ferrari 1'42.719	119	SARTORI M. Zanasi Racing	Ferrari 1'42.968	10
211	BRISSELLI V. Zanasi Racing	Ferrari 1'42.655	488	MEIJER P. APEX Competition	Porsche 1'42.701	9
250	GOSTNER D. MP Racing	Ferrari 1'42.498	231	GALLI F. Krypton by DL Racing	Ferrari 1'42.536	8
188	AL RIFAI F. Spirit of Racing	Ferrari 1'42.209	203	GHERMANDI G. Zanasi Racing	Ferrari 1'42.392	7
114	RYTTER M. Oregon Team	Lamborghini 1'41.908	150	BORELLI E. Spirit of Racing	Ferrari 1'42.204	6
117	ARDUINI L. MM Motorsport	Lamborghini 1'41.760	111	FRASSINETI A. Best Lap	Ferrari 1'41.831	5
151	DI FABIO D. Spirit of Racing	Ferrari 1'41.665	101	POSTIGLIONE V. Best Lap	Ferrari 1'41.752	4
109	FONTANA A. Zanasi Racing	Ferrari 1'41.382	112	CROCCOLINO F. MRNC12	Ferrari 1'41.559	3
123	FISICHELLA G. Double TT Racing	Ferrari 1'41.240	184	ALESSI P. SF Squadra Corse	Lamborghini 1'41.280	2
			106	POLLINI G. Pollini Racing	Lamborghini 1'40.907	1





ACI Racing Weekend Imola, 25-26 Aprile 2026

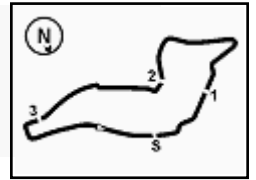
Campionato Italiano GT Sprint GTCup - Best Laps & Speed

Imola Circuit 4.909 m

1 / 2

No.	Entrant Car	Best Lap		FP1		FP2		FP3		QP1		QP2		RC1		RC2	
		LL	SPD	LL	SPD	LL	SPD	LL	SPD	LL	SPD	LL	SPD	LL	SPD	LL	SPD
1	106 POLLINI GIACOMO Lamborghini Huracán ST Evo 2	1'40.907		1'44.016		1'42.922				1'41.890	1'40.907	1'43.757		1'42.665			
		104	291,1	24	286,5	21	289,5			6	286,5	4	291,1	24	287,2	25	289,5
2	123 DOUBLE TT RACING Ferrari 296 Challenge	1'41.240		1'43.633		1'43.062		1'42.163		1'44.154	1'41.240	1'43.648		1'42.337			
		110	288,0	22	286,5	18	288,0	7	286,5	7	288,0	7	288,0	24	288,0	25	288,0
3	184 SF SQUADRA CORSE Lamborghini Huracán ST Evo 2	1'41.280		1'43.532		1'43.072		1'44.469		1'41.280	1'41.460	1'42.976		1'43.870			
		105	291,9	21	286,5	19	289,5	7	288,8	6	290,3	7	291,1	24	290,3	21	291,9
4	109 ZANASI RACING Ferrari 296 Challenge	1'41.382		1'42.490		1'44.305		1'45.347		1'42.278	1'41.382	1'43.919		1'43.132			
		100	292,7	20	288,0	13	289,5	7	285,0	6	292,7	5	289,5	24	288,0	25	291,1
5	112 MRNC12 Ferrari 296 Challenge	1'41.559		1'43.325		1'44.530		1'41.952		1'42.627	1'41.559	1'42.690		1'42.589			
		96	289,5	20	283,5	9	283,5	8	282,7	6	285,7	8	285,0	24	285,0	21	289,5
6	151 SPIRIT OF RACING Ferrari 296 Challenge	1'41.665		1'43.163		1'42.632		2'03.827		1'42.256	1'41.665	1'43.251		1'43.758			
		105	292,7	23	288,0	20	291,1	1	226,4	8	288,0	7	291,1	24	285,0	22	292,7
7	101 BEST LAP Ferrari 296 Challenge	1'41.752		1'42.566		1'42.809		1'45.458		1'43.741	1'41.752	1'43.856		1'43.703			
		111	291,1	22	290,3	20	291,1	6	288,0	6	291,1	8	289,5	24	289,5	25	291,1
8	117 MM MOTORSPORT Lamborghini Huracán ST Evo 2	1'41.760		1'44.839		1'43.953					1'41.760	1'43.436		1'45.089			
		99	294,3	20	289,5	19	291,1			5	292,7	6	292,7	24	291,1	25	294,3
9	111 BEST LAP Ferrari 296 Challenge	1'41.831		1'44.165						1'43.163	1'41.831	1'43.389		1'43.244			
		66	292,7	4	286,5		282,7			6	286,5	7	288,0	24	285,7	25	292,7
10	114 OREGON TEAM Lamborghini Huracán ST Evo 2	1'41.908		1'44.263		1'44.873		1'44.304		1'43.828	1'41.908	1'43.061		1'43.613			
		114	291,1	24	285,0	21	288,0	7	286,5	6	288,0	7	291,1	24	288,8	25	291,1
11	150 SPIRIT OF RACING Ferrari 296 Challenge	1'42.204		1'44.394		1'44.348		1'46.199		1'44.362	1'42.204	1'43.660		1'44.481			
		102	292,7	22	288,0	16	292,7	2	282,7	6	289,5	7	291,1	24	289,5	25	292,7
12	188 SPIRIT OF RACING Ferrari 296 Challenge	1'42.209		1'44.150		1'43.215		2'04.263		1'47.583	1'42.209	1'46.943		1'49.409			
		87	289,5	21	285,7	18	288,0	6	284,2	5	285,0	7	289,5	17	283,5	13	285,0
13	203 ZANASI RACING Ferrari 296 Challenge	1'42.392		1'43.994		1'45.218		1'42.900		1'44.343	1'42.392	1'47.384		2'01.350			
		57	292,7	20	291,9	9	292,7	6	290,3	6	291,9	6	292,7	3	288,0	7	254,1
14	250 GOSTNER DAVID Ferrari 296 Challenge	1'42.498		1'44.799		1'44.166		1'44.409		1'44.191	1'42.498	1'43.539		1'44.417			
		110	291,1	24	288,0	19	291,1	8	287,2	7	286,5	6	288,0	24	291,1	22	291,1
15	231 KRYPTON BY DL RACING Ferrari 296 Challenge	1'42.536		1'43.422		1'43.342				1'48.263	1'42.536	1'45.155		1'44.453			
		94	289,5	19	288,0	18	289,5			6	288,0	5	289,5	24	285,7	22	289,5
16	211 ZANASI RACING Ferrari 296 Challenge	1'42.655		1'43.697		1'45.172				1'44.269	1'42.655	1'43.886		1'43.911			
		100	291,1	22	291,1	15	291,1			7	288,0	7	289,5	24	288,0	25	291,1
17	488 APEX COMPETITION Porsche 911 Cup 992	1'42.701		1'44.649		1'44.430				1'47.565	1'42.701	1'44.360		1'44.389			
		100	278,4	21	276,9	20	278,4			6	275,5	4	275,5	24	276,2	25	278,4
18	282 SPIRIT OF RACING Ferrari 296 Challenge	1'42.719		1'42.919		1'43.862				1'42.719	1'43.417	1'43.645		1'44.282			
		102	292,7	21	289,5	18	289,5		190,8	6	288,0	8	288,0	24	289,5	25	292,7
19	119 ZANASI RACING Ferrari 296 Challenge	1'42.968		1'43.057		1'43.430					1'42.968	1'44.392					
		68	310,3	20	310,3	18	292,7			7	283,5	7	286,5	16	289,5		180,9
20	216 TARGET RACING Ferrari 296 Challenge	1'43.530		1'44.297		1'44.352		1'46.449		1'46.896	1'43.530	1'45.059		1'44.651			
		106	291,1	19	285,7	17	286,5	7	283,5	6	285,0	8	289,5	24	287,2	25	291,1
21	251 CARMINATI ETTORE Lamborghini Huracán ST Evo 2	1'43.581		1'44.999		1'45.237				1'45.734	1'43.581	1'46.167		1'45.517			
		101	288,0	20	285,7	18	286,5			6	288,0	8	288,0	24	284,2	25	288,0
22	147 CRM COMPETITION Lamborghini Huracán ST Evo 2	1'43.633		1'45.119		1'45.479				1'46.224	1'43.633	1'47.428		1'45.727			
		85	291,1	22	291,1	20	291,1			7	291,1	8	291,1	3	288,0	25	291,1
23	272 DL RACING Lamborghini Huracán ST Evo 2	1'43.837		1'45.897		1'45.879		1'45.259		1'43.837	1'44.615	1'48.484		1'44.326			
		85	289,5	19	285,0	14	285,0	9	282,7	6	288,0	7	289,5	5	285,0	25	288,0
24	207 INVICTUS Lamborghini Huracán ST Evo 2	1'43.862		1'44.562		1'44.413		1'49.693		1'43.917	1'43.862	1'45.428		1'46.625			
		91	295,1	21	292,7	11	291,1	8	285,7	7	289,5	7	292,7	24	295,1	13	292,7
25	120 RANGONI CORSE Lamborghini Huracán ST Evo 2	1'44.136		1'44.136		1'44.159		1'44.698									
		39	288,0	23	285,0	9	288,0	7	287,2								
26	288 DL RACING Lamborghini Huracán ST Evo 2	1'44.214				1'45.564		1'49.730		1'44.214	1'44.839	1'44.928		1'44.547			
		65	289,5	1	180,6	4	286,5	7	280,5	6	289,5	7	289,5	24	285,7	16	289,5





Imola Circuit 4.909 m

ACI Racing Weekend Imola, 25-26 Aprile 2026

Campionato Italiano GT Sprint GTCup - Best Laps & Speed

2 / 2

No. Entrant	Car	Best Lap		FP1		FP2		FP3		QP1		QP2		RC1		RC2	
		LL	SPD	LL	SPD	LL	SPD	LL	SPD	LL	SPD	LL	SPD	LL	SPD	LL	SPD
27	208 VILLORBA CORSE Lamborghini Huracán ST Evo 2	1'44.284		1'44.926		1'44.284		2'04.000		1'48.217				1'44.826		1'45.335	
		101	289,5	22	282,7	22	288,0	5	286,5	3	289,5			24	285,7	25	289,5
28	212 MRNC12 Ferrari 296 Challenge	1'44.303		1'45.008		1'44.655		1'46.163		1'45.520				1'48.955		1'44.303	
		49	286,5	6	278,4	21	282,7	4	279,8	1	283,5			2	279,8	15	286,5
29	221 MRNC12 Ferrari 296 Challenge	1'44.462		1'46.758		1'46.238				1'47.817		1'44.462		1'49.445		1'45.822	
		103	289,5	21	282,0	20	282,7			6	285,0	7	285,0	24	276,9	25	289,5
30	445 ZRS MOTORSPORT Porsche 911 Cup 992	1'44.496		1'46.103		1'45.864				1'45.930		1'44.496		1'45.804		1'47.460	
		102	278,4	21	276,2	20	278,4			6	274,1	6	277,6	24	276,9	25	278,4
31	481 TARGET RACING McLaren Artura Trophy Evo	1'44.608		1'47.042		1'45.977		1'47.730		1'45.017		1'44.608		1'45.958		1'46.104	
		98	283,5	18	279,8	14	278,4	6	275,5	6	278,4	5	281,3	24	282,7	25	283,5
32	261 MP RACING Ferrari 296 Challenge	1'44.697		1'47.269				2'29.079		1'45.604		1'44.697		1'45.863		1'45.284	
		87	288,0	19	286,5		122,2	5	277,6	7	286,5	7	286,5	24	288,0	25	288,0
33	433 BIRACE MOTORSPORT Porsche 911 Cup 992	1'44.735		1'46.472		1'45.358		1'48.095		1'47.031		1'44.735		1'46.076		1'45.807	
		108	277,6	21	277,6	19	275,5	6	272,0	6	274,1	7	275,5	24	273,4	25	276,9
34	163 DL RACING Lamborghini Huracán ST Evo 2	1'44.799		1'44.799		1'45.699								1'46.925			
		59	285,0	17	284,2	18	285,0							24	278,4		198,5
35	502 DI LEO ENRICO Porsche 911 Cup 992	1'44.827		1'46.221		1'45.835		1'54.157		1'48.619		1'44.827		1'45.807		1'46.275	
		111	278,4	22	276,9	21	278,4	7	274,1	6	276,9	6	278,4	24	276,9	25	278,4
36	559 RAPTOR ENGINEERING McLaren Artura Trophy Evo	1'44.875		1'45.593		1'45.539		1'46.048		1'44.875		1'47.432		1'49.193		1'47.129	
		69	281,3	17	279,8	20	279,8	5	281,3	6	279,1	7	277,6	9	276,2	5	279,8
37	412 ZRS MOTORSPORT Porsche 911 Cup 992	1'44.940		1'45.900		1'45.516				1'45.108		1'44.940		1'46.125		1'45.672	
		104	276,9	23	275,5	18	275,5			6	272,7	8	276,9	24	275,5	25	275,5
38	429 BIRACE MOTORSPORT Porsche 911 Cup 992	1'45.064		1'45.318		1'49.623		1'51.073		1'45.311		1'47.407				1'45.064	
		77	278,4	18	275,5	16	274,1	5	270,7	7	275,5	5	274,1	1	163,1	25	278,4
39	575 PS PERFORMANCE Porsche 911 Cup 992	1'45.252		1'46.396		1'46.608				1'46.873		1'45.252		1'47.246		1'47.231	
		102	278,4	21	274,1	20	275,5			6	274,1	6	274,8	24	274,1	25	278,4
40	401 A2 MOTORSPORT Porsche 911 Cup 992	1'45.362		1'46.619		1'46.322				1'45.362		1'46.168		1'46.222		1'47.014	
		80	278,4	22	272,7	21	274,1			6	275,5	2	274,1	24	276,2	5	278,4
41	273 GOSTNER CORINNA Ferrari 296 Challenge	1'45.593		1'51.036		1'47.320		3'04.738		1'47.795		1'45.593				1	182,1
		53	285,7	17	272,7	18	281,3	2	226,4	7	282,7	8	285,7	167,7			
42	209 VILLORBA CORSE Lamborghini Huracán ST Evo 2	1'45.754		1'48.436		1'48.239		1'50.759		1'46.023		1'45.754		1'48.169		1'47.953	
		105	286,5	20	280,5	18	283,5	6	279,1	6	285,7	7	286,5	24	282,7	24	286,5
43	571 SP RACING TEAM Porsche 911 Cup 992	1'46.267		1'47.709		1'46.782		1'49.641		1'46.744		1'46.267		1'46.924		1'46.337	
		106	276,9	17	275,5	20	275,5	7	276,2	6	275,5	7	275,5	24	274,8	25	276,9
44	517 SPEED LOVER Porsche 911 Cup 992	1'47.011		1'49.267		1'48.991		1'50.083		1'51.352		1'47.011		1'50.458		1'48.971	
		111	276,9	21	276,9	22	275,5	8	271,4	6	274,1	7	275,5	23	270,7	24	272,7
45	569 RAPTOR ENGINEERING McLaren Artura Trophy Evo	1'47.628		1'51.191		1'48.067		1'50.792		1'47.628				1'49.359		1'51.089	
		75	276,9	17	275,5	17	275,5	6	274,1	6	276,9	1	272,7	23	272,7	5	274,1
46	531 APEX COMPETITION Porsche 911 Cup 992	1'47.742		1'48.979				1'48.911		1'54.337		1'47.742		1'49.910		1'51.121	
		69	276,9	19	276,9			7	272,0	6	276,9	8	275,5	24	272,7	5	273,4

