

Vallelunga 4.085 m

1 / 2

# ACI Racing Weekend Vallelunga, 23-24 Maggio 2026

## Campionato Italiano GT Sprint GTCup - Classifica Race 2

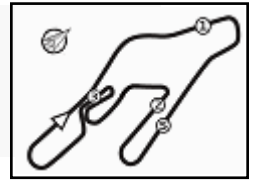
Laps 29 = 118,465 km - Avg 134,611 km/h - Race Time 52'48.193

No.	Driver 1 Entrant	Driver 2 Team	Car	Class	Laps	Time	Gap	Rel.	Fastest Lap
1	<b>112</b> CROCCOLINO Filippo (ITA) MRNC12	PANICCIÀ Riccardo (ITA) 1'34.454 MRNC12	Ferrari 296 Challenge	GTC1P	29	52'48.193		12	1'34.010
2	<b>184</b> ALESSI Pietro (ITA) 1'38.039 SF SQUADRA CORSE	LANCELLOTTI Mattia (ITA) SF Squadra Corse	Lamborghini Huracán ST Evo 2	GTC1P	29	52'51.608	<b>3.415</b>	<b>3.415</b> 12	<b>1'33.148</b>
3	<b>123</b> RODA Davide (ITA) 1'38.593 DOUBLE TT RACING	FISICHELLA Giancarlo (ITA) Double TT Racing	Ferrari 296 Challenge	GTC1P	29	53'05.252	<b>17.059</b>	<b>13.644</b> 13	1'33.812
4	<b>117</b> ARDUINI Leonardo (ITA) MM MOTORSPORT	BARTOSZUK Michal (POL) 1'35.665 MM Motorsport	Lamborghini Huracán ST Evo 2	GTC1P	29	53'13.333	<b>25.140</b>	<b>8.081</b> 13	1'34.290
5	<b>109</b> FONTANA Andrea (ITA) ZANASI RACING	LOVATI Tommaso (ITA) 1'34.491 Zanasi Racing	Ferrari 296 Challenge	GTC1P	29	53'16.225	<b>28.032</b>	<b>2.892</b> 11	1'34.325
6	<b>288</b> DANIELE Francesco (ITA) 1'38.105 DL RACING	OLIVA Gaetano (ITA) DL Racing	Lamborghini Huracán ST Evo 2	GTC1A	29	53'33.746	<b>45.553</b>	<b>17.521</b> 13	1'34.119
7	<b>203</b> GHERMANDI Giacomo (ITA) 1'35.564 ZANASI RACING	PIRIA Vittoria (ITA) Zanasi Racing	Ferrari 296 Challenge	GTC1A	29	53'37.596	<b>49.403</b>	<b>3.850</b> 12	1'35.358
8	<b>251</b> CARMINATI Ettore (ITA) 1'35.252 CARMINATI ETTORE	PELLEGRINI Bernardo (ITA) CRM Competition	Lamborghini Huracán ST Evo 2	GTC1A	29	53'39.076	<b>50.883</b>	<b>1.480</b> 12	1'34.441
9	<b>207</b> COASSIN Francesco (ITA) 1'35.244 INVICTUS	LANCELOTTI Angelo (ITA) Invictus	Lamborghini Huracán ST Evo 2	GTC1A	29	53'41.534	<b>53.341</b>	<b>2.458</b> 11	1'35.137
10	<b>212</b> NICOLI Lorenzo (ITA) MRNC12	PIERANTONI Emiliano (ITA) 1'37.144 MRNC12	Ferrari 296 Challenge	GTC1A	29	53'42.443	<b>54.250</b>	<b>0.909</b> 19	1'35.227
11	<b>216</b> ALESSANDRI Pierluigi (ITA) TARGET RACING	Target Racing	Ferrari 296 Challenge	GTC1A	29	53'45.085	<b>56.892</b>	<b>2.642</b> 18	1'35.294
12	<b>188</b> SAMORUKOV Fedor (RUS) 1'38.417 SPIRIT OF RACING	ROWLEDGE Joshua (GBR) Spirit of Racing	Ferrari 296 Challenge	GTC1P	29	53'45.776	<b>57.583</b>	<b>0.691</b> 12	1'34.740
13	<b>488</b> ATTIANESE Luca (ITA) 1'36.081 APEX COMPETITION	MEIJER Paul (NLD) APEX Competition	Porsche 911 Cup 992	GTC2P	29	53'47.430	<b>59.237</b>	<b>1.654</b> 20	1'35.335
14P	<b>101</b> POSTIGLIONE Vito (ITA) BEST LAP	COMANDINI Stefano (ITA) 1'35.725	Ferrari 296 Challenge	GTC1P	29	53'51.795	<b>1'03.602</b>	<b>4.365</b> 16	1'34.644
15	<b>163</b> AGOGLIA Pietro (ITA) 1'35.906 DL RACING	BUCCI Mattia (ITA) DL Racing	Lamborghini Huracán ST Evo 2	GTC1P	29	53'53.602	<b>1'05.409</b>	<b>1.807</b> 14	1'35.458
16	<b>231</b> GALLI Francesco (ITA) KRYPTON BY DL RACING	Krypton by DL Racing	Ferrari 296 Challenge	GTC1A	29	53'56.530	<b>1'08.337</b>	<b>2.928</b> 24	1'35.928
17	<b>431</b> MARZI Valerio (ITA) 1'36.898 APEX COMPETITION	SANTI Danny (ITA) APEX Competition	Porsche 911 Cup 992	GTC2P	29	54'08.490	<b>1'20.297</b>	<b>11.960</b> 18	1'36.537
18	<b>433</b> CALCAGNO Paolo (ITA) 1'38.718 BIRACE MOTORSPORT	MURIGLIO Roberto (ITA) BiRace Motorsport	Porsche 911 Cup 992	GTC2P	29	54'09.229	<b>1'21.036</b>	<b>0.739</b> 17	1'36.593
19	<b>208</b> PRIVITELIO Luciano (SMR) 1'41.593 VILLORBA CORSE	PRIVITELIO Donovan (SMR) Villorba Corse	Lamborghini Huracán ST Evo 2	GTC1A	29	54'11.246	<b>1'23.053</b>	<b>2.017</b> 16	1'34.847
20	<b>571</b> ABBATI Massimo (ITA) SP RACING TEAM	SP Racing Team	Porsche 911 Cup 992	GTC2A	29	54'13.098	<b>1'24.905</b>	<b>1.852</b> 15	1'36.247
21	<b>445</b> CONTESSI Carlo (ITA) 1'37.133 ZRS MOTORSPORT	TIMIS Ionuc Catalin (ITA) ZRS Motorsport	Porsche 911 Cup 992	GTC2P	29	54'15.121	<b>1'26.928</b>	<b>2.023</b> 11	1'36.521
22P	<b>221</b> LEVY Federica (ITA) 1'36.902 MRNC12	MARZIALETTI Giammarco (ITA) MRNC12	Ferrari 296 Challenge	GTC1A	29	54'17.765	<b>1'29.572</b>	<b>2.644</b> 24	1'36.750
23	<b>401</b> LARINI Davide (ITA) A2 MOTORSPORT	DAMINATO Fabio (ITA) 1'36.971 A2 Motorsport	Porsche 911 Cup 992	GTC2P	29	54'18.271	<b>1'30.078</b>	<b>0.506</b> 26	1'36.592
24	<b>119</b> SARTORI Matteo (ITA) 1'35.815 ZANASI RACING	SIMONINI Mattia (ITA) Zanasi Racing	Ferrari 296 Challenge	GTC1P	29	54'23.159	<b>1'34.966</b>	<b>4.888</b> 9	1'35.714
25	<b>147</b> TUCCI Riccardo (ITA) CRM COMPETITION	CRM Competition	Lamborghini Huracán ST Evo 2	GTC1P	28	52'45.509	<b>1 Lap</b>	<b>1 Lap</b> 16	1'35.193
26	<b>503</b> BONTEMPELLI Lorenzo (ITA) EASY RACE	'LINOS' (ITA) 1'38.585 Easy Race	Ferrari 488 Challenge	GTC2A	28	52'51.064	<b>1 Lap</b>	<b>5.555</b> 16	1'36.638
27	<b>111</b> FRASSINETI Alex (ITA) 1'34.635 BEST LAP	PEGORARO Lorenzo (ITA) Best Lap	Ferrari 296 Challenge	GTC1P	28	52'55.860	<b>1 Lap</b>	<b>4.796</b> 9	1'34.580
28	<b>559</b> NALDI Giovanni (ITA) 1'39.203 RAPTOR ENGINEERING	CIANFONI Matteo (ITA) Raptor Engineering	McLaren Artura Trophy Evo	GTC2A	28	53'01.801	<b>1 Lap</b>	<b>5.941</b> 13	1'36.167
29	<b>475</b> RINALDO Giacomo (ITA) PS PERFORMANCE	PS Performance	Porsche 911 Cup 992	GTC2P	28	53'03.598	<b>1 Lap</b>	<b>1.797</b> 12	1'37.766
30	<b>569</b> NAVATTA Massimo (ITA) RAPTOR ENGINEERING	TIRELLI Riccardo (ITA) 1'41.311 Raptor Engineering	McLaren Artura Trophy Evo	GTC2A	28	53'47.117	<b>1 Lap</b>	<b>43.519</b> 17	1'38.292
31	<b>412</b> FULGORI Alberto (ITA) ZRS MOTORSPORT	ZRS Motorsport	Porsche 911 Cup 992	GTC2P	28	53'48.409	<b>1 Lap</b>	<b>1.292</b> 13	1'36.201
32P	<b>106</b> POLLINI Giacomo (ITA) POLLINI GIACOMO	POLLINI Matteo (ITA) 1'34.258 Pollini Racing	Lamborghini Huracán ST Evo 2	GTC1P	23	45'32.420	<b>6 Laps</b>	<b>5 Laps</b> 20	1'34.125
----- Not Classified -----									
RET	<b>211</b> BRISELLI Victor (ITA) 1'37.264 ZANASI RACING	DEMARCHI Luca (ITA) Zanasi Racing	Ferrari 296 Challenge	GTC1A	13	27'58.028	<b>16 Laps</b>		1'35.593
RET	<b>150</b> BORELLI Edoardo (ITA) SPIRIT OF RACING	MENDEZ Andres (COL) Spirit of Racing	Ferrari 296 Challenge	GTC1P	9	20'19.792	<b>20 Laps</b>		1'38.411
RET	<b>272</b> CASTELLARIN Remo (ITA) DL RACING	STEFANI Ronnie (ITA) DL Racing	Lamborghini Huracán ST Evo 2	GTC1A	8	18'31.483	<b>21 Laps</b>		1'38.227
RET	<b>429</b> LAURINI Lodovico (ITA) BIRACE MOTORSPORT	STEFANIN Giovanni (ITA) BiRace Motorsport	Porsche 911 Cup 992	GTC2P	3	7'35.568	<b>26 Laps</b>		2'11.468

Stewards : Ronni Guarini Franco Leoni Giuliano Tavani

Start 10:14 End 11:09





Vallelunga 4.085 m

2 / 2

# ACI Racing Weekend Vallelunga, 23-24 Maggio 2026

## Campionato Italiano GT Sprint GTCup - Classifica Race 2

RET 151 **MEGNA Leonardo (ITA)** SPIRIT OF RACING      **DI FABIO Diego (ITA)** Spirit of Racing      Ferrari 296 Challenge      GTC1P      0

Starting: 37    Classified: 32    Not Classified: 0    Retired: 5    Not Started: 0  
 Fastest Lap N. 12    No. 184 Mattia Lancellotti    Time 1'33.148    Avg. 157,878 Km/h

Humidity:	46%	Air	23°C
Condition:	DRY	Track	42°C

### Penalty and Infringement

10.31	<b>119 Zanasi Racing</b>	#119 Drive Through Penalty - Stewards dec. no. 17
10.52	<b>147 CRM Competition</b>	#147 Drive Through Penalty - Stewards dec. no. 19
10.52	<b>208 Villorba Corse</b>	#208 Drive Through Penalty - Stewards dec. no. 22
10.55	<b>221 MRNC12</b>	#221 Time Penalty 5 sec - Stewards dec. no. 20
10.55	<b>106 Pollini Giacomo</b>	#106 Drive Through Penalty - Stewards dec. no. 23
11.00	<b>106 Pollini Giacomo</b>	#106 Time Penalty 25 sec - Stewards dec. no. 24
12.19	<b>101 Best Lap</b>	#101 Time Penalty 25 sec - Stewards dec. no. 25

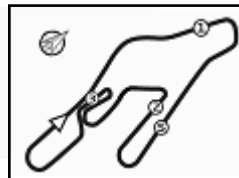
Stewards : Ronni Guarini      Franco Leoni      Giuliano Tavani

24/05/2026      Start 10:14      End 11:09



Powered by FICr PERUGIA TIMING





Vallelunga 4.085 m

1 / 2

# ACI Racing Weekend Vallelunga, 23-24 Maggio 2026

## Campionato Italiano GT Sprint GTCup - Classifica di Classe Race 2

### Classe GTCUP 1a Divisione AM

Laps 29 = 118,465 km - Avg 132,703 km/h - Race Time 53'33.746

No.	Driver 1 Entrant	Driver 2 Team	Car	Laps	Time	Gap	Rel.	Fastest Lap
1	<b>288 DANIELE</b> Francesco (ITA) 1'38.105 DL RACING	<b>OLIVA Gaetano</b> (ITA) DL Racing	Lamborghini Huracán ST Evo 2	29	53'33.746		13	<b>1'34.119</b>
2	<b>203 GHERMANDI</b> Giacomo (ITA) 1'35.564 ZANASI RACING	<b>PIRIA Vittoria</b> (ITA) Zanasi Racing	Ferrari 296 Challenge	29	53'37.596	<b>3.850</b>	<b>3.850</b>	12 1'35.358
3	<b>251 CARMINATI</b> Ettore (ITA) 1'35.252 CARMINATI ETTORE	<b>PELLEGRINI Bernardo</b> (ITA) CRM Competition	Lamborghini Huracán ST Evo 2	29	53'39.076	<b>5.330</b>	<b>1.480</b>	12 1'34.441
4	<b>207 COASSIN</b> Francesco (ITA) 1'35.244 INVICTUS	<b>LANCELOTTI Angelo</b> (ITA) Invictus	Lamborghini Huracán ST Evo 2	29	53'41.534	<b>7.788</b>	<b>2.458</b>	11 1'35.137
5	<b>212 NICOLI</b> Lorenzo (ITA) MRNC12	<b>PIERANTONI Emiliano</b> (ITA) 1'37.144 MRNC12	Ferrari 296 Challenge	29	53'42.443	<b>8.697</b>	<b>0.909</b>	19 1'35.227
6	<b>216 ALESSANDRI</b> Pierluigi (ITA) TARGET RACING	Target Racing	Ferrari 296 Challenge	29	53'45.085	<b>11.339</b>	<b>2.642</b>	18 1'35.294
7	<b>231 GALLI</b> Francesco (ITA) KRYPTON BY DL RACING	Krypton by DL Racing	Ferrari 296 Challenge	29	53'56.530	<b>22.784</b>	<b>11.445</b>	24 1'35.928
8	<b>208 PRIVITELIO</b> Luciano (SMR) 1'41.593 VILLORBA CORSE	<b>PRIVITELIO Donovan</b> (SMR) Villorba Corse	Lamborghini Huracán ST Evo 2	29	54'11.246	<b>37.500</b>	<b>14.716</b>	16 1'34.847
9P	<b>221 LEVY</b> Federica (ITA) 1'36.902 MRNC12	<b>MARZIALETTI Giammarco</b> (ITA) MRNC12	Ferrari 296 Challenge	29	54'17.765	<b>44.019</b>	<b>6.519</b>	24 1'36.750
----- Not Classified -----								
RET	<b>211 BRISELLI</b> Victor (ITA) 1'37.264 ZANASI RACING	<b>DEMARCHI Luca</b> (ITA) Zanasi Racing	Ferrari 296 Challenge	13	27'58.028	<b>16 Laps</b>		12 1'35.593
RET	<b>272 CASTELLARIN</b> Remo (ITA) DL RACING	<b>STEFANI Ronnie</b> (ITA) DL Racing	Lamborghini Huracán ST Evo 2	8	18'31.483	<b>21 Laps</b>		8 1'38.227

Starting: 11 Classified: 9 Not Classified: 0 Retired: 2 Not Started: 0  
Fastest Lap N. 13 No. 288 Gaetano Oliva Time 1'34.119 Avg. 156,249 Km/h

### Classe GTCUP 1a Divisione PRO-AM

Laps 29 = 118,465 km - Avg 134,611 km/h - Race Time 52'48.193

No.	Driver 1 Entrant	Driver 2 Team	Car	Laps	Time	Gap	Rel.	Fastest Lap
1	<b>112 CROCCOLINO</b> Filippo (ITA) MRNC12	<b>PANICCIÀ Riccardo</b> (ITA) 1'34.454 MRNC12	Ferrari 296 Challenge	29	52'48.193		12	1'34.010
2	<b>184 ALESSI</b> Pietro (ITA) 1'34.039 SF SQUADRA CORSE	<b>LANCELOTTI Mattia</b> (ITA) SF Squadra Corse	Lamborghini Huracán ST Evo 2	29	52'51.608	<b>3.415</b>	<b>3.415</b>	12 1'33.148
3	<b>123 RODA</b> Davide (ITA) 1'38.593 DOUBLE TT RACING	<b>FISICHELLA Giancarlo</b> (ITA) Double TT Racing	Ferrari 296 Challenge	29	53'05.252	<b>17.059</b>	<b>13.644</b>	13 1'33.812
4	<b>117 ARDUINI</b> Leonardo (ITA) MM MOTORSPORT	<b>BARTOSZUK Michal</b> (POL) 1'35.665 MM Motorsport	Lamborghini Huracán ST Evo 2	29	53'13.333	<b>25.140</b>	<b>8.081</b>	13 1'34.290
5	<b>109 FONTANA</b> Andrea (ITA) ZANASI RACING	<b>LOVATI Tommaso</b> (ITA) 1'34.491 Zanasi Racing	Ferrari 296 Challenge	29	53'16.225	<b>28.032</b>	<b>2.892</b>	11 1'34.325
6	<b>188 SAMORUKOV</b> Fedor (RUS) 1'38.417 SPIRIT OF RACING	<b>ROWLEDGE Joshua</b> (GBR) Spirit of Racing	Ferrari 296 Challenge	29	53'45.776	<b>57.583</b>	<b>29.551</b>	12 1'34.740
7P	<b>101 POSTIGLIONE</b> Vito (ITA) BEST LAP	<b>COMANDINI Stefano</b> (ITA) 1'35.725 Best Lap	Ferrari 296 Challenge	29	53'51.795	<b>1'03.602</b>	<b>6.019</b>	16 1'34.644
8	<b>163 AGOGLIA</b> Pietro (ITA) 1'35.906 DL RACING	<b>BUCCI Mattia</b> (ITA) DL Racing	Lamborghini Huracán ST Evo 2	29	53'53.602	<b>1'05.409</b>	<b>1.807</b>	14 1'35.458
9	<b>119 SARTORI</b> Matteo (ITA) 1'35.815 ZANASI RACING	<b>SIMONINI Mattia</b> (ITA) Zanasi Racing	Ferrari 296 Challenge	29	54'23.159	<b>1'34.966</b>	<b>29.557</b>	9 1'35.714
10	<b>147 TUCCI</b> Riccardo (ITA) CRM COMPETITION	CRM Competition	Lamborghini Huracán ST Evo 2	28	52'45.509	<b>1 Lap</b>	<b>1 Lap</b>	16 1'35.193
11	<b>111 FRASSINETI</b> Alex (ITA) 1'34.635 BEST LAP	<b>PEGORARO Lorenzo</b> (ITA) Best Lap	Ferrari 296 Challenge	28	52'55.860	<b>1 Lap</b>	<b>10.351</b>	9 1'34.580
12P	<b>106 POLLINI</b> Giacomo (ITA) POLLINI GIACOMO	<b>POLLINI Matteo</b> (ITA) 1'34.258 Pollini Racing	Lamborghini Huracán ST Evo 2	23	45'32.420	<b>6 Laps</b>	<b>5 Laps</b>	20 1'34.125
----- Not Classified -----								
RET	<b>150 BORELLI</b> Edoardo (ITA) SPIRIT OF RACING	<b>MENDEZ Andres</b> (COL) Spirit of Racing	Ferrari 296 Challenge	9	20'19.792	<b>20 Laps</b>		9 1'38.411
RET	<b>151 MEGNA</b> Leonardo (ITA) SPIRIT OF RACING	<b>DI FABIO Diego</b> (ITA) Spirit of Racing	Ferrari 296 Challenge	0				

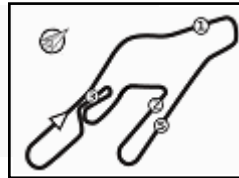
Starting: 14 Classified: 12 Not Classified: 0 Retired: 2 Not Started: 0  
Fastest Lap N. 12 No. 184 Mattia Lancellotti Time 1'33.148 Avg. 157,878 Km/h

Clerk of the Course : Gianfranco Bonifacio

Race Director : Alessandro Ferrari

Start 10:14  
End 11:09  
24/05/2026





Vallelunga 4.085 m

2 / 2

# ACI Racing Weekend Vallelunga, 23-24 Maggio 2026

## Campionato Italiano GT Sprint GTCup - Classifica di Classe Race 2

### Classe GTCUP 2a Divisione AM

Laps 29 = 118,465 km - Avg 131,098 km/h - Race Time 54'13.098

No.	Driver 1 Entrant	Driver 2 Team	Car	Laps	Time	Gap	Rel.	Fastest Lap
1	<b>571</b> ABBATI Massimo (ITA) SP RACING TEAM	SP Racing Team	Porsche 911 Cup 992	29	54'13.098		15	1'36.247
2	<b>503</b> BONTEMPELLI Lorenzo (ITA) EASY RACE	'LINOS' (ITA) 1'38.585 Easy Race	Ferrari 488 Challenge	28	52'51.064	1 Lap	1 Lap	16 1'36.638
3	<b>559</b> NALDI Giovanni (ITA) 1'39.203 RAPTOR ENGINEERING	CIANFONI Matteo (ITA) Raptor Engineering	McLaren Artura Trophy Evo	28	53'01.801	1 Lap	10.737	13 1'36.167
4	<b>569</b> NAVATTA Massimo (ITA) RAPTOR ENGINEERING	TIRELLI Riccardo (ITA) 1'41.311 Raptor Engineering	McLaren Artura Trophy Evo	28	53'47.117	1 Lap	45.316	17 1'38.292

Starting: 4 Classified: 4 Not Classified: 0 Retired: 0 Not Started: 0

Fastest Lap N. 13 No. 559 Matteo Cianfoni Time 1'36.167 Avg. 152,921 Km/h

### Classe GTCUP 2a Divisione PRO-AM

Laps 29 = 118,465 km - Avg 132,140 km/h - Race Time 53'47.430

No.	Driver 1 Entrant	Driver 2 Team	Car	Laps	Time	Gap	Rel.	Fastest Lap
1	<b>488</b> ATTIANESE Luca (ITA) 1'36.081 APEX COMPETITION	MEIJER Paul (NLD) APEX Competition	Porsche 911 Cup 992	29	53'47.430		20	1'35.335
2	<b>431</b> MARZI Valerio (ITA) 1'36.898 APEX COMPETITION	SANTI Danny (ITA) APEX Competition	Porsche 911 Cup 992	29	54'08.490	21.060	21.060	18 1'36.537
3	<b>433</b> CALCAGNO Paolo (ITA) 1'38.718 BIRACE MOTORSPORT	MURIGLIO Roberto (ITA) BiRace Motorsport	Porsche 911 Cup 992	29	54'09.229	21.799	0.739	17 1'36.593
4	<b>445</b> CONTESSI Carlo (ITA) 1'37.133 ZRS MOTORSPORT	TIMIS Ionuc Catalin (ITA) ZRS Motorsport	Porsche 911 Cup 992	29	54'15.121	27.691	5.892	11 1'36.521
5	<b>401</b> LARINI Davide (ITA) A2 MOTORSPORT	DAMINATO Fabio (ITA) 1'36.971 A2 Motorsport	Porsche 911 Cup 992	29	54'18.271	30.841	3.150	26 1'36.592
6	<b>475</b> RINALDO Giacomo (ITA) PS PERFORMANCE	PS Performance	Porsche 911 Cup 992	28	53'03.598	1 Lap	1 Lap	12 1'37.766
7	<b>412</b> FULGORI Alberto (ITA) ZRS MOTORSPORT	ZRS Motorsport	Porsche 911 Cup 992	28	53'48.409	1 Lap	44.811	13 1'36.201
----- Not Classified -----								
RET	<b>429</b> LAURINI Lodovico (ITA) BIRACE MOTORSPORT	STEFANIN Giovanni (ITA) BiRace Motorsport	Porsche 911 Cup 992	3	7'35.568	26 Laps	3	2'11.468

Starting: 8 Classified: 7 Not Classified: 0 Retired: 1 Not Started: 0

Fastest Lap N. 20 No. 488 Paul Meijer Time 1'35.335 Avg. 154,256 Km/h

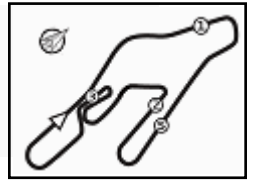
Humidity:	46%	Air	23°C
Condition:	DRY	Track	42°C

Clerk of the Course : Gianfranco Bonifacio

Race Director : Alessandro Ferrari

Start	End
24/05/2026 10:14	11:09





Vallelunga 4.085 m

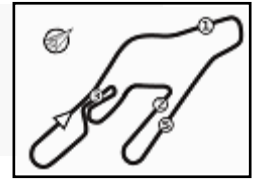
ACI Racing Weekend Vallelunga, 23-24 Maggio 2026

Campionato Italiano GT Sprint GTCup - Contagiri Race 2

	Lap																															
	1	2	3	4	5	6	7	8	9	10	11	12	13	14	15	16	17	18	19	20	21	22	23	24	25	26	27	28	29			
1	184	184	184	184	184	184	184	184	184	184	184	184	184	184	184	184	184	184	184	184	184	184	184	184	184	184	184	184	184	184		
2	109	111	111	111	111	111	111	111	111	111	111	111	111	111	111	111	111	111	111	111	111	111	111	111	111	111	111	111	111	111		
3	111	112	112	112	112	112	112	106	106	117	203	203	203	163	111	111	111	111	111	111	111	111	111	111	123	123	123	123	123	123		
4	112	119	119	106	106	106	106	112	112	101	251	251	251	216	117	117	117	117	106	106	106	123	123	123	117	117	117	117	117	117		
5	119	106	106	119	119	119	119	119	119	203	207	207	207	112	106	106	106	106	106	123	123	123	117	117	117	109	109	109	109	109		
6	106	117	117	117	117	117	117	117	117	117	251	488	488	488	184	203	203	123	123	117	117	117	109	109	109	288	288	288	101	101		
7	117	101	101	101	101	101	101	101	101	101	207	412	412	412	111	123	123	203	203	203	109	203	203	203	203	203	203	288	288	288		
8	101	203	203	203	203	203	203	203	203	488	571	571	109	203	251	109	109	109	109	109	109	203	288	288	288	101	101	101	203	203		
9	203	147	147	147	147	147	147	272	251	412	109	109	163	117	109	288	288	288	288	288	288	288	101	101	101	251	251	251	251	251		
10	147	251	251	251	251	251	251	251	412	212	431	163	445	106	288	101	101	101	101	101	251	251	251	207	207	207	207	207	207	207		
11	251	207	207	272	272	272	207	207	571	445	445	216	123	101	251	251	251	251	251	251	207	207	207	212	212	212	212	212	212	212		
12	207	272	272	207	207	207	207	412	288	431	163	221	401	109	163	207	207	207	207	207	207	212	212	212	216	216	216	216	216	216		
13	272	412	412	412	412	412	412	288	488	109	231	216	475	288	207	212	212	212	212	212	212	216	216	216	188	188	188	188	188			
14	412	288	288	288	288	288	288	488	571	119	221	401	112	207	216	216	216	216	216	216	216	188	188	188	488	488	488	488	488	488		
15	288	488	488	488	488	488	488	571	212	445	216	475	117	101	212	188	188	188	188	188	188	488	488	488	163	163	163	163	163			
16	488	571	571	571	571	571	212	211	163	401	147	106	488	188	163	163	163	488	488	488	163	163	163	231	231	231	231	231	231			
17	571	123	123	212	212	212	212	123	123	221	475	569	123	212	488	488	488	488	163	163	163	231	231	231	431	431	431	431	431			
18	123	212	212	123	123	123	123	211	431	231	147	112	288	188	433	433	433	433	231	231	231	431	431	431	433	433	433	433	433			
19	212	431	431	431	431	431	431	431	150	433	119	117	211	445	431	431	231	231	431	208	431	433	433	433	221	221	221	221	208			
20	431	211	211	211	211	211	211	150	188	216	569	106	101	433	221	231	431	431	208	431	433	221	221	221	571	571	571	571	221			
21	211	188	188	188	188	188	188	445	475	112	123	221	221	231	221	221	221	433	433	221	571	571	571	445	445	445	208	571	208			
22	188	150	150	150	150	150	445	109	401	117	288	212	431	445	445	208	208	221	221	571	445	445	445	119	208	208	445	445	445			
23	150	221	221	445	445	445	445	221	221	503	106	212	433	231	571	571	147	147	571	445	119	119	119	208	119	119	119	401	119			
24	221	445	445	221	221	221	221	231	231	147	212	211	188	571	208	208	147	571	571	445	119	503	208	208	401	401	401	401	119			
25	445	433	433	433	433	433	433	109	433	569	123	101	431	475	147	147	445	445	445	119	208	401	503	401	503	503	147	147	147			
26	433	208	208	208	208	208	208	433	475	112	101	431	231	208	119	119	119	119	503	503	208	401	503	111	147	503	503	503	503			
27	208	475	475	231	231	231	231	475	163	106	288	433	571	147	475	475	475	475	503	503	401	401	475	475	147	147	111	111	111			
28	475	559	559	475	475	475	475	559	559	123	211	231	147	401	503	503	503	401	401	475	475	559	559	475	475	559	559	559	559	559		
29	559	231	231	559	559	559	559	208	216	288	433	188	208	119	401	401	401	475	475	559	559	147	147	559	559	475	475	475	475	475		
30	231	503	503	503	503	503	503	401	211	188	119	119	503	559	559	559	559	559	559	147	147	106	106	569	569	569	569	569	569	569		
31	503	216	216	216	216	216	216	163	503	188	503	208	503	559	569	569	569	569	569	569	569	569	569	412	412	412	412	412	412	412		
32	216	163	163	163	163	163	163	216	208	559	208	503	559	569	412	412	412	412	412	412	412	412	412									
33	163	401	401	401	401	401	401	401	147	208	559	559	569																			
34	401	429	429	109	109	109	109	569	569																							
35	429	569	569	569	569	569	569	147																								
36	569	109	109																													

Final Result		
1	112 MRNC12	Laps 29
2	184 SF SQUADRA CORSE	3.415
3	123 DOUBLE TT RACING	17.059
4	117 MM MOTORSPORT	25.140
5	109 ZANASI RACING	28.032
6	288 DL RACING	45.553
7	203 ZANASI RACING	49.403
8	251 CARMINATI ETTORE	50.883
9	207 INVICTUS	53.341
10	212 MRNC12	54.250
11	216 TARGET RACING	56.892
12	188 SPIRIT OF RACING	57.583
13	488 APEX COMPETITION	59.237
14	101 BEST LAP (P)	1'03.602
15	163 DL RACING	1'05.409
16	231 KRYPTON BY DL RAC	1'08.337
17	431 APEX COMPETITION	1'20.297
18	433 BIRACE MOTORSPORT	1'21.036
19	208 VILLORBA CORSE	1'23.053
20	571 SP RACING TEAM	1'24.905
21	445 ZRS MOTORSPORT	1'26.928
22	221 MRNC12 (P)	1'29.572
23	401 A2 MOTORSPORT	1'30.078
24	119 ZANASI RACING	1'34.966
25	147 CRM COMPETITION	1 Lap
26	503 EASY RACE	1 Lap
27	111 BEST LAP	1 Lap
28	559 RAPTOR ENGINEERI	1 Lap
29	475 PS PERFORMANCE	1 Lap
30	569 RAPTOR ENGINEERI	1 Lap
31	412 ZRS MOTORSPORT	1 Lap
32	106 POLLINI GIACOMO (P)	6 Laps
RET 211	ZANASI RACING	16 Laps
RET 150	SPIRIT OF RACING	20 Laps
RET 272	DL RACING	21 Laps
RET 429	BIRACE MOTORSPORT	26 Laps
RET 151	SPIRIT OF RACING	





# ACI Racing Weekend Vallelunga, 23-24 Maggio 2026

## Campionato Italiano GT Sprint GTCup - Best Sectors & Speed Race 2

Vallelunga 4.085 m

### RESULTS

1	112 MRNC12	Ferrari 296 Challenge	Laps 29
2	184 SF SQUADRA CORSE	Lamborghini Huracán ST Evo 2	3.415
3	123 DOUBLE TT RACING	Ferrari 296 Challenge	17.059
4	117 MM MOTORSPORT	Lamborghini Huracán ST Evo 2	25.140
5	109 ZANASI RACING	Ferrari 296 Challenge	28.032
6	288 DL RACING	Lamborghini Huracán ST Evo 2	45.553
7	203 ZANASI RACING	Ferrari 296 Challenge	49.403
8	251 CARMINATI ETTORE	Lamborghini Huracán ST Evo 2	50.883
9	207 INVICTUS	Lamborghini Huracán ST Evo 2	53.341
10	212 MRNC12	Ferrari 296 Challenge	54.250
11	216 TARGET RACING	Ferrari 296 Challenge	56.892
12	188 SPIRIT OF RACING	Ferrari 296 Challenge	57.583
13	488 APEX COMPETITION	Porsche 911 Cup 992	59.237
14	101 BEST LAP	Ferrari 296 Challenge	1'03.602
15	163 DL RACING	Lamborghini Huracán ST Evo 2	1'05.409
16	231 KRYPTON BY DL RACING	Ferrari 296 Challenge	1'08.337
17	431 APEX COMPETITION	Porsche 911 Cup 992	1'20.297
18	433 BIRACE MOTORSPORT	Porsche 911 Cup 992	1'21.036
19	208 VILLORBA CORSE	Lamborghini Huracán ST Evo 2	1'23.053
20	571 SP RACING TEAM	Porsche 911 Cup 992	1'24.905
21	445 ZRS MOTORSPORT	Porsche 911 Cup 992	1'26.928
22	221 MRNC12	Ferrari 296 Challenge	1'29.572
23	401 A2 MOTORSPORT	Porsche 911 Cup 992	1'30.078
24	119 ZANASI RACING	Ferrari 296 Challenge	1'34.966
25	147 CRM COMPETITION	Lamborghini Huracán ST Evo 2	1 Lap
26	503 EASY RACE	Ferrari 488 Challenge	1 Lap
27	111 BEST LAP	Ferrari 296 Challenge	1 Lap
28	559 RAPTOR ENGINEERING	McLaren Artura Trophv Evo	1 Lap
29	475 PS PERFORMANCE	Porsche 911 Cup 992	1 Lap
30	569 RAPTOR ENGINEERING	McLaren Artura Trophv Evo	1 Lap
31	412 ZRS MOTORSPORT	Porsche 911 Cup 992	1 Lap
32	106 POLLINI GIACOMO	Lamborghini Huracán ST Evo 2	6 Laps
RET	211 ZANASI RACING	Ferrari 296 Challenge	16 Laps
RET	150 SPIRIT OF RACING	Ferrari 296 Challenge	20 Laps
RET	272 DL RACING	Lamborghini Huracán ST Evo 2	21 Laps
RET	429 BIRACE MOTORSPORT	Porsche 911 Cup 992	26 Laps
RET	151 SPIRIT OF RACING	Ferrari 296 Challenge	

### SPEED

1	109 ZANASI RACING	Ferrari 296 Challenge	254,1
2	207 INVICTUS	Lamborghini Huracán ST Evo 2	252,3
3	203 ZANASI RACING	Ferrari 296 Challenge	251,2
4	288 DL RACING	Lamborghini Huracán ST Evo 2	251,2
5	112 MRNC12	Ferrari 296 Challenge	250,0
6	117 MM MOTORSPORT	Lamborghini Huracán ST Evo 2	250,0
7	211 ZANASI RACING	Ferrari 296 Challenge	250,0
8	184 SF SQUADRA CORSE	Lamborghini Huracán ST Evo 2	249,4
9	119 ZANASI RACING	Ferrari 296 Challenge	248,8
10	163 DL RACING	Lamborghini Huracán ST Evo 2	248,8
11	188 SPIRIT OF RACING	Ferrari 296 Challenge	248,8
12	101 BEST LAP	Ferrari 296 Challenge	248,3
13	123 DOUBLE TT RACING	Ferrari 296 Challenge	248,3
14	111 BEST LAP	Ferrari 296 Challenge	247,7
15	212 MRNC12	Ferrari 296 Challenge	247,7
16	216 TARGET RACING	Ferrari 296 Challenge	247,1
17	147 CRM COMPETITION	Lamborghini Huracán ST Evo 2	246,6
18	150 SPIRIT OF RACING	Ferrari 296 Challenge	246,6
19	221 MRNC12	Ferrari 296 Challenge	246,6
20	231 KRYPTON BY DL RACING	Ferrari 296 Challenge	246,6
21	106 POLLINI GIACOMO	Lamborghini Huracán ST Evo 2	246,6
22	251 CARMINATI ETTORE	Lamborghini Huracán ST Evo 2	246,0
23	208 VILLORBA CORSE	Lamborghini Huracán ST Evo 2	244,3
24	272 DL RACING	Lamborghini Huracán ST Evo 2	242,7
25	503 EASY RACE	Ferrari 488 Challenge	241,6
26	559 RAPTOR ENGINEERING	McLaren Artura Trophv Evo	238,9
27	431 APEX COMPETITION	Porsche 911 Cup 992	238,9
28	571 SP RACING TEAM	Porsche 911 Cup 992	238,4
29	569 RAPTOR ENGINEERING	McLaren Artura Trophv Evo	237,9
30	488 APEX COMPETITION	Porsche 911 Cup 992	237,4
31	412 ZRS MOTORSPORT	Porsche 911 Cup 992	236,8
32	433 BIRACE MOTORSPORT	Porsche 911 Cup 992	236,8
33	445 ZRS MOTORSPORT	Porsche 911 Cup 992	236,8
34	475 PS PERFORMANCE	Porsche 911 Cup 992	235,8
35	401 A2 MOTORSPORT	Porsche 911 Cup 992	233,8
36	429 BIRACE MOTORSPORT	Porsche 911 Cup 992	228,3

### SEG. 1

1	106 POLLINI GIACOMO	11.966
2	184 SF SQUADRA CORSE	12.131
3	112 MRNC12	12.198
4	109 ZANASI RACING	12.207
5	117 MM MOTORSPORT	12.208
6	288 DL RACING	12.256
7	119 ZANASI RACING	12.286
8	208 VILLORBA CORSE	12.288
9	123 DOUBLE TT RACING	12.297
10	211 ZANASI RACING	12.320
11	101 BEST LAP	12.322
12	216 TARGET RACING	12.360
13	212 MRNC12	12.368
14	147 CRM COMPETITION	12.373
15	111 BEST LAP	12.381
16	203 ZANASI RACING	12.407
17	188 SPIRIT OF RACING	12.409
18	207 INVICTUS	12.411
19	251 CARMINATI ETTORE	12.432
20	163 DL RACING	12.449
21	431 APEX COMPETITION	12.464
22	559 RAPTOR ENGINEERIN	12.466
23	412 ZRS MOTORSPORT	12.477
24	221 MRNC12	12.498
25	488 APEX COMPETITION	12.551
26	231 KRYPTON BY DL RACI	12.587
27	503 EASY RACE	12.604
28	433 BIRACE MOTORSPORT	12.617
29	475 PS PERFORMANCE	12.706
30	401 A2 MOTORSPORT	12.744
31	445 ZRS MOTORSPORT	12.762
32	150 SPIRIT OF RACING	12.768
33	272 DL RACING	12.780
34	571 SP RACING TEAM	12.829
35	569 RAPTOR ENGINEERIN	13.002
36	429 BIRACE MOTORSPORT	25.992

### SEG. 2

1	184 SF SQUADRA CORSE	32.060
2	123 DOUBLE TT RACING	32.180
3	112 MRNC12	32.182
4	106 POLLINI GIACOMO	32.235
5	101 BEST LAP	32.239
6	288 DL RACING	32.265
7	109 ZANASI RACING	32.294
8	117 MM MOTORSPORT	32.341
9	111 BEST LAP	32.369
10	188 SPIRIT OF RACING	32.383
11	208 VILLORBA CORSE	32.432
12	163 DL RACING	32.464
13	211 ZANASI RACING	32.479
14	203 ZANASI RACING	32.495
15	251 CARMINATI ETTORE	32.519
16	147 CRM COMPETITION	32.553
17	212 MRNC12	32.594
18	207 INVICTUS	32.633
19	119 ZANASI RACING	32.644
20	216 TARGET RACING	32.658
21	231 KRYPTON BY DL RACI	32.727
22	221 MRNC12	32.913
23	488 APEX COMPETITION	32.964
24	272 DL RACING	32.974
25	559 RAPTOR ENGINEERIN	33.013
26	571 SP RACING TEAM	33.222
27	503 EASY RACE	33.328
28	412 ZRS MOTORSPORT	33.349
29	445 ZRS MOTORSPORT	33.364
30	433 BIRACE MOTORSPORT	33.371
31	401 A2 MOTORSPORT	33.397
32	431 APEX COMPETITION	33.415
33	150 SPIRIT OF RACING	33.432
34	475 PS PERFORMANCE	33.608
35	569 RAPTOR ENGINEERIN	33.867
36	429 BIRACE MOTORSPORT	38.426

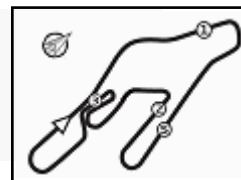
### SEG. 3

1	184 SF SQUADRA CORSE	28.248
2	106 POLLINI GIACOMO	28.360
3	123 DOUBLE TT RACING	28.470
4	112 MRNC12	28.606
5	117 MM MOTORSPORT	28.633
6	251 CARMINATI ETTORE	28.642
7	288 DL RACING	28.680
8	111 BEST LAP	28.699
9	208 VILLORBA CORSE	28.725
10	188 SPIRIT OF RACING	28.758
11	203 ZANASI RACING	28.790
12	211 ZANASI RACING	28.812
13	207 INVICTUS	28.835
14	216 TARGET RACING	28.875
15	109 ZANASI RACING	28.882
16	488 APEX COMPETITION	28.911
17	101 BEST LAP	28.917
18	147 CRM COMPETITION	28.964
19	212 MRNC12	28.979
20	433 BIRACE MOTORSPORT	29.038
21	401 A2 MOTORSPORT	29.049
22	571 SP RACING TEAM	29.060
23	445 ZRS MOTORSPORT	29.102
24	412 ZRS MOTORSPORT	29.151
25	231 KRYPTON BY DL RACI	29.214
26	163 DL RACING	29.222
27	119 ZANASI RACING	29.233
28	559 RAPTOR ENGINEERIN	29.250
29	221 MRNC12	29.375
30	503 EASY RACE	29.390
31	431 APEX COMPETITION	29.403
32	569 RAPTOR ENGINEERIN	29.485
33	475 PS PERFORMANCE	29.756
34	150 SPIRIT OF RACING	30.627
35	272 DL RACING	30.937
36	429 BIRACE MOTORSPORT	31.314

### SEG. 4

1	106 POLLINI GIACOMO	20.485
2	184 SF SQUADRA CORSE	20.491
3	288 DL RACING	20.510
4	123 DOUBLE TT RACING	20.599
5	109 ZANASI RACING	20.640
6	112 MRNC12	20.693
7	251 CARMINATI ETTORE	20.723
8	208 VILLORBA CORSE	20.747
9	117 MM MOTORSPORT	20.801
10	211 ZANASI RACING	20.833
11	111 BEST LAP	20.837
12	147 CRM COMPETITION	20.854
13	231 KRYPTON BY DL RACI	20.865
14	101 BEST LAP	20.885
15	163 DL RACING	20.887
16	433 BIRACE MOTORSPORT	20.890
17	207 INVICTUS	20.892
18	412 ZRS MOTORSPORT	20.896
19	488 APEX COMPETITION	20.900
20	212 MRNC12	20.924
21	571 SP RACING TEAM	20.992
22	203 ZANASI RACING	21.000
23	188 SPIRIT OF RACING	21.002
24	216 TARGET RACING	21.041
25	431 APEX COMPETITION	21.060
26	401 A2 MOTORSPORT	21.091
27	119 ZANASI RACING	21.118
28	445 ZRS MOTORSPORT	21.144
29	559 RAPTOR ENGINEERIN	21.148
30	503 EASY RACE	21.263
31	221 MRNC12	21.267
32	475 PS PERFORMANCE	21.311
33	272 DL RACING	21.383
34	150 SPIRIT OF RACING	21.493
35	569 RAPTOR ENGINEERIN	21.593
36	429 BIRACE MOTORSPORT	22.364





# ACI Racing Weekend Vallelunga, 23-24 Maggio 2026

## Campionato Italiano GT Sprint GTCup - Analisi Tempi Race 2

Vallelunga 4.085 m

Start at 10:14'24.565

1 / 9

101 Best Lap (1'34.644)							
Lap	Seg.1	Seg.2	Seg.3	Seg.4	Lap Time	km/h	Local Time
Stefano Comandini							
1		33.989	39.009	42.697	2'14.774	245,5	10:16'39.339
2	35.108	58.235	41.483	29.267	2'44.093	93,2	10:19'23.432
3	32.152	42.151	37.620	23.119	2'15.042	161,9	10:21'38.474
4	12.655	33.148	30.284	35.417	1'51.504	241,6	10:23'29.978
5	35.742	1'06.288	40.148	28.456	2'50.634	104,4	10:26'20.612
6	29.048	44.420	53.085	34.313	2'40.866	124,6	10:29'01.478
7	20.615	42.409	39.684	31.797	2'14.505	167,2	10:31'15.983
8	12.777	33.441	29.835	21.120	1'37.173	244,9	10:32'53.156
9	12.490	32.985	29.157	21.093	1'35.725	243,8	10:34'28.881
10	12.519	33.021	29.362	21.098	1'36.000	246,0	10:36'04.881
11	12.460	32.569	29.164	1'50.144	3'04.337P	247,1	10:39'09.218
Vito Postiglione							
12	15.574	32.390	29.137	21.055	1'38.156P	247,1	10:40'47.374
13	12.589	33.017	29.229	21.125	1'35.960	246,0	10:42'23.334
14	12.530	33.464	28.938	20.960	1'35.892	236,3	10:43'59.226
15	12.352	32.449	28.953	20.983	1'34.737	245,5	10:45'33.963
16	12.431	32.411	<b>28.917</b>	<b>20.885</b>	<b>1'34.644</b>	246,6	10:47'08.620
17	12.354	32.458	28.960	21.173	1'34.945	245,5	10:48'43.552
18	12.469	32.322	29.101	21.007	1'34.899	247,1	10:50'18.451
19	<b>12.322</b>	<b>32.239</b>	29.053	21.055	1'34.669	246,6	10:51'53.120
20	12.350	32.570	29.258	21.108	1'35.286	<b>248,3</b>	10:53'28.406
21	12.428	32.661	29.155	21.032	1'35.276	247,7	10:55'03.682
22	12.335	32.572	29.239	21.148	1'35.294	246,0	10:56'38.976
23	12.327	32.449	29.241	21.208	1'35.225	247,7	10:58'14.201
24	12.415	32.629	29.432	21.115	1'35.591	247,7	10:59'49.792
25	12.394	32.788	29.437	21.105	1'35.724	247,7	11:01'25.516
26	12.388	33.475	30.110	21.199	1'37.172	247,7	11:03'02.688
27	12.513	32.936	29.621	21.184	1'36.254	<b>248,3</b>	11:04'38.942
28	12.471	33.148	30.551	21.159	1'37.329	246,6	11:06'16.271
29	12.324	32.491	29.242	21.032	1'35.089	246,6	11:07'51.360

Race Time 53'26.795 + 25.000Pen

106 Pollini Giacomo (1'34.125)							
Lap	Seg.1	Seg.2	Seg.3	Seg.4	Lap Time	km/h	Local Time
Matteo Pollini							
1		33.880	37.430	42.960	2'13.115	241,6	10:16'37.680
2	35.065	57.545	42.313	29.242	2'44.165	84,4	10:19'21.845
3	32.220	41.515	38.691	23.233	2'15.659	203,4	10:21'37.504
4	12.801	32.764	29.706	34.212	1'49.483	244,3	10:23'26.987
5	36.002	1'06.436	39.418	28.769	2'50.625	116,4	10:26'17.612
6	29.190	42.590	53.377	34.779	2'39.936	159,3	10:28'57.548
7	21.051	42.578	40.691	33.210	2'17.530	158,4	10:31'15.078
8	13.000	32.688	28.948	20.718	1'35.354	242,7	10:32'50.432
9	12.366	<b>32.235</b>	28.856	20.801	1'34.258	244,9	10:34'24.690
10	12.326	32.810	28.875	1'42.013	2'56.024P	243,8	10:37'20.714
Giacomo Pollini							
11	15.540	32.720	<b>28.360</b>	<b>20.485</b>	1'37.105P	244,9	10:38'57.819
12	12.083	32.356	28.900	20.884	1'34.223	246,0	10:40'32.042
13	12.292	32.632	28.766	20.734	1'34.424	246,0	10:42'06.466
14	12.173	32.382	29.737	20.881	1'35.173	<b>246,6</b>	10:43'41.639
15	12.144	32.770	29.508	20.799	1'35.221	244,9	10:45'16.860
16	12.120	32.664	28.862	20.877	1'34.523	246,0	10:46'51.383
17	12.064	32.622	28.755	20.947	1'34.388	246,0	10:48'25.771
18	12.165	32.686	29.038	20.823	1'34.712	245,5	10:50'00.483
19	12.091	32.803	29.983	20.729	1'35.606	<b>246,6</b>	10:51'36.089
20	<b>11.966</b>	32.444	28.912	20.803	<b>1'34.125</b>	244,9	10:53'10.214
21	12.008	32.409	28.962	21.097	1'34.476	<b>246,6</b>	10:54'44.690
22	12.079	32.830	37.227	1'25.409	2'47.545P	243,8	10:57'32.235
23	16.947	33.883	29.812	39.108	1'59.750P	241,6	10:59'31.985
24	17.311						

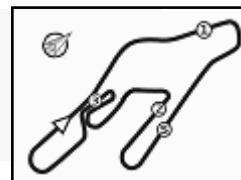
Race Time 45'07.420 + 25.000Pen

109 Zanasi Racing (1'34.325)							
Lap	Seg.1	Seg.2	Seg.3	Seg.4	Lap Time	km/h	Local Time
Andrea Fontana							
1		33.069	36.284	43.236	2'09.649	247,7	10:16'34.214
2	35.180	57.559	41.888	1'03.758	3'18.385P	104,0	10:19'52.599

3	30.324	50.517	33.043	22.938	2'16.822P	137,4	10:22'09.421
4	13.388	32.771	29.464	31.252	1'46.875	247,7	10:23'56.296
5	40.102	1'06.241	35.763	29.348	2'51.454	63,5	10:26'47.750
6	29.853	48.041	47.228	37.005	2'42.127	155,4	10:29'29.877
7	19.900	38.729	32.453	27.869	1'58.951	143,2	10:31'28.828
8	12.511	34.161	31.610	21.044	1'39.326	250,0	10:33'08.154
9	12.587			20.932	1'37.225	250,0	10:34'45.379
10	12.548	33.009	29.470	20.805	1'35.832	248,8	10:36'21.211
11	12.420	<b>32.294</b>	<b>28.882</b>	20.729	<b>1'34.325</b>	250,0	10:37'55.536
12	13.044			<b>20.640</b>	1'34.985	251,2	10:39'30.521
13	12.341	32.496	28.923	20.708	1'34.468	248,8	10:41'04.989
14	12.339	32.479	29.040	1'29.858	2'43.716P	247,7	10:43'48.705
Tommaso Lovati							
15	15.898			20.918	1'38.532P	248,8	10:45'27.237
16	12.349	32.702	29.004	20.697	1'34.752	247,1	10:47'01.989
17	12.352	32.546	29.087	20.860	1'34.845	248,8	10:48'36.834
18	12.509	32.392	28.926	20.750	1'34.577	247,7	10:50'11.411
19	<b>12.207</b>			20.900	1'34.491	248,8	10:51'45.902
20	12.288			21.093	1'34.968	<b>254,1</b>	10:53'20.870
21	12.333	32.682	29.593	20.871	1'35.479	253,5	10:54'56.349
22	12.335	32.551	29.532	21.709	1'36.127	251,2	10:56'32.476
23	12.331	32.951	29.176	20.924	1'35.382	250,0	10:58'07.858
24	12.561			20.995	1'35.961	250,0	10:59'43.819
25	12.301			20.926	1'34.998	250,0	11:01'18.817
26	12.227			21.020	1'35.397	247,7	11:02'54.214
27	12.328			21.106	1'35.542	251,2	11:04'29.756
28	12.309			21.144	1'35.616	251,2	11:06'05.372
29	12.280	32.585	29.491	21.062	1'35.418	252,3	11:07'40.790

Race Time 53'16.225

111 Best Lap (1'34.580)							
Lap	Seg.1	Seg.2	Seg.3	Seg.4	Lap Time	km/h	Local Time
Lorenzo Pegoraro							
1		33.178	36.646	42.917	2'10.106	245,5	10:16'34.671
2	35.475	57.457	42.267	30.066	2'45.265	116,6	10:19'19.936
3	30.013	43.237	39.612	23.337	2'16.199	145,4	10:21'36.135
4	12.703	32.589	29.144	34.793	1'49.229	243,8	10:23'25.364
5	35.735	1'05.305	41.096	27.082	2'49.218	85,8	10:26'14.582
6	29.759	42.985	53.741	34.909	2'41.354	154,1	10:28'55.976
7	21.055	42.769	41.261	33.383	2'18.468	199,3	10:31'14.444
8	12.854	32.623	28.776	20.915	1'35.168	244,9	10:32'49.612
9	12.455	32.560	28.711	20.854	<b>1'34.580</b>	244,9	10:34'24.192
10	12.532	32.515	<b>28.699</b>	20.932	1'34.678	246,0	10:35'58.870
11	12.562	32.811	28.720	21.051	1'35.144	245,5	10:37'34.014
12	12.521	32.469	28.853	20.882	1'34.725	246,0	10:39'08.739
13	12.443	32.593	28.767	<b>20.837</b>	1'34.640	246,0	10:40'43.379
14	12.423	32.606	29.096	1'39.621	2'53.746P	244,9	10:43'37.125
Alex Frassinetti							
15	15.302	32.852	28.987	20.907	1'38.048P	242,7	10:45'15.173
16	12.475	<b>32.369</b>	28.993	20.848	1'34.685	244,9	10:46'49.858
17	12.415	32.470	28.884	20.866	1'34.635	245,5	10:48'24.493
18	12.413	32.452	28.913	20.909	1'34.687	246,6	10:49'59.180
19	<b>12.381</b>	32.491	28.994	20.932	1'34.798	246,6	10:51'33.978
20	12.462	32.568	28.994	20.915	1'34.939	246,6	10:53'08.917
21	12.436	32.663	29.024	21.146	1'35.269	<b>247,7</b>	10:54'44.186
22	12.460	32.623	31.546	21.259	1'37.888	246,0	10:56'22.074
23	12.773	33.036	29.545	21.107	1'36.461	242,7	10:57'58.535
24	1						



# ACI Racing Weekend Vallelunga, 23-24 Maggio 2026

## Campionato Italiano GT Sprint GTCup - Analisi Tempi Race 2

Vallelunga 4.085 m

Start at 10:14'24.565

2 / 9

4	12.545	32.911	29.964	33.900	1'49.320	246,6	10:23'25.904	4	12.880	32.760	30.147	35.135	1'50.922	247,1	10:23'28.099
5	35.890	1'05.292	40.842	27.133	2'49.157	91,8	10:26'15.061	5	35.987	1'06.219	40.222	27.714	2'50.142	135,8	10:26'18.241
6	29.945	42.972	53.689	34.989	2'41.595	134,5	10:28'56.656	6	29.540	43.897	53.807	33.747	2'40.991	138,3	10:28'59.232
7	21.127	42.598	41.055	33.339	2'18.119	177,0	10:31'14.775	7	21.151	42.453	40.223	32.246	2'16.073	165,1	10:31'15.305
8	12.737	32.966	29.988	20.868	1'36.559	247,1	10:32'51.334	8	13.046	33.015	29.653	21.214	1'36.928	246,0	10:32'52.233
9	12.312	32.354	28.881	20.907	1'34.454	248,3	10:34'25.788	9	12.639	32.661	<b>29.233</b>	21.181	<b>1'35.714</b>	247,1	10:34'27.947
10	12.313	32.390	28.964	1'29.549	2'43.216P	248,8	10:37'09.004	10	12.574	32.947	29.928	38.430	1'53.879P	244,3	10:36'21.826
			Filippo Croccolino					11	24.667	33.129	29.339	21.441	1'48.576P	246,6	10:38'10.402
11	15.771	32.358	<b>28.606</b>	<b>20.693</b>	1'37.428P	245,5	10:38'46.432	12	12.570	32.928	29.898	1'38.640	2'54.036P	247,7	10:41'04.438
12	12.407	32.186	28.648	20.769	<b>1'34.010</b>	246,0	10:40'20.442				Matteo Sartori				
13	12.430	32.238	28.873	20.792	1'34.333	246,6	10:41'54.775	13	16.509	33.345	30.095	21.295	1'41.244P	246,6	10:42'45.682
14	12.470	32.369	28.879	20.795	1'34.513	246,6	10:43'29.288	14	12.640	<b>32.644</b>	29.413	<b>21.118</b>	1'35.815	246,0	10:44'21.497
15	12.328	32.428	29.047	20.860	1'34.663	245,5	10:45'03.951	15	12.591	33.195	29.522	21.125	1'36.433	246,6	10:45'57.930
16	12.381	<b>32.182</b>	28.793	20.842	1'34.138	246,0	10:46'38.089	16	12.455	33.178	29.973	21.177	1'36.783	246,6	10:47'34.713
17	12.341	32.351	29.047	20.787	1'34.586	246,6	10:48'12.675	17	12.371	33.252	29.939	21.246	1'36.808	246,6	10:49'11.521
18	12.301	32.379	29.113	20.928	1'34.721	246,6	10:49'47.396	18	12.307	33.125	30.169	21.250	1'36.851	247,7	10:50'48.372
19	12.246	32.654	29.390	20.907	1'35.197	246,0	10:51'22.593	19	<b>12.286</b>	32.882	29.989	21.407	1'36.564	247,1	10:52'24.936
20	12.290	32.343	29.081	20.832	1'34.546	247,1	10:52'57.139	20	12.593	33.055	30.136	21.430	1'37.214	247,7	10:54'02.150
21	12.308	32.355	29.087	20.854	1'34.604	248,8	10:54'31.743	21	12.333	32.974	30.176	21.244	1'36.727	<b>248,8</b>	10:55'38.877
22	12.286	32.339	29.159	20.977	1'34.761	247,1	10:56'06.504	22	12.423	33.028	30.481	21.708	1'37.640	<b>248,8</b>	10:57'16.517
23	12.286	32.330	29.146	20.922	1'34.684	247,1	10:57'41.188	23	12.480	33.435	30.354	21.432	1'37.701	245,5	10:58'54.218
24	12.223	32.370	29.240	20.985	1'34.818	247,7	10:59'16.006	24	12.489	33.341	30.416	21.457	1'37.703	<b>248,8</b>	11:00'31.921
25	12.227	32.404	29.551	20.894	1'35.076	247,7	11:00'51.082	25	12.606	33.165	30.218	21.454	1'37.443	248,3	11:02'09.364
26	12.261	32.703	29.307	21.004	1'35.275	<b>250,0</b>	11:02'26.357	26	12.470	34.854	30.447	21.521	1'39.292	247,7	11:03'48.656
27	<b>12.198</b>	32.506	29.379	21.013	1'35.096	248,3	11:04'01.453	27	12.464	33.380	30.423	21.598	1'37.865	247,7	11:05'26.521
28	12.292	32.494	29.288	21.085	1'35.159	248,8	11:05'36.612	28	12.447	33.381	30.513	21.510	1'37.851	248,3	11:07'04.372
29	12.322	32.754	29.697	21.373	1'36.146	247,1	11:07'12.758	29	12.644	35.854	31.509	23.345	1'43.352	241,6	11:08'47.724
							Race Time 52'48.193								Race Time 54'23.159

### 117 MM Motorsport (1'34.290)

### 123 Double TT Racing (1'33.812)

Lap	Seg.1	Seg.2	Seg.3	Seg.4	Lap Time	km/h	Local Time	Lap	Seg.1	Seg.2	Seg.3	Seg.4	Lap Time	km/h	Local Time
Michal Bartoszuk								Davide Roda							
1		33.782	38.479	42.949	2'13.871	248,3	10:16'38.436	1		35.570	44.341	42.850	2'24.810	243,8	10:16'49.375
2	34.996	57.930	42.131	28.901	2'43.958	78,5	10:19'22.394	2	35.427	58.456	41.189	29.163	2'44.235	95,2	10:19'33.610
3	32.288	42.203	37.869	23.178	2'15.538	179,7	10:21'37.932	3	31.739	45.307	32.055	21.882	2'10.983	125,9	10:21'44.593
4	12.570	32.961	30.306	34.923	1'50.760	247,7	10:23'28.692	4	13.135	33.691	33.572	35.744	1'56.142	241,6	10:23'40.735
5	36.108	1'06.252	40.263	28.214	2'50.837	123,7	10:26'19.529	5	36.159	1'07.584	38.901	28.548	2'51.192	122,9	10:26'31.927
6	29.138	43.905	53.917	33.650	2'40.610	141,9	10:29'00.139	6	27.799	48.348	49.764	35.795	2'41.706	120,1	10:29'13.633
7	21.157	42.331	40.015	32.008	2'15.511	148,1	10:31'15.650	7	17.112	44.034	35.665	30.568	2'07.379	110,3	10:31'21.012
8	12.847	33.221	29.750	21.178	1'36.996	246,0	10:32'52.646	8	13.076	34.231	32.246	21.852	1'41.405	242,7	10:33'02.417
9	12.464	32.853	29.253	21.133	1'35.703	248,8	10:34'28.349	9	13.129	33.000	30.725	21.739	1'38.593	244,9	10:34'41.010
10	12.447	32.979	29.358	20.881	1'35.665	248,3	10:36'04.014	10	13.009	33.476	30.413	1'30.575	2'47.473P	244,9	10:37'28.483
11	12.439	32.684	28.879	1'32.390	2'46.392P	248,8	10:38'50.406				Giancarlo Fischella				
			Leonardo Arduini					11	15.830	32.650	28.573	20.703	1'37.756P	244,9	10:39'06.239
12	18.310	33.125	29.016	20.912	1'41.363P	246,6	10:40'31.769	12	12.398	32.261	28.784	<b>20.599</b>	1'34.042	244,9	10:40'40.281
13	12.398	32.424	<b>28.633</b>	20.835	<b>1'34.290</b>	248,3	10:42'06.059	13	12.424	<b>32.180</b>	<b>28.470</b>	20.738	<b>1'33.812</b>	247,1	10:42'14.093
14	12.358	<b>32.341</b>	29.701	<b>20.801</b>	1'35.201	248,3	10:43'41.260	14	12.383	32.221	28.548	20.769	1'33.921	246,0	10:43'48.014
15	12.299	32.809	29.165	20.882	1'35.155	247,7	10:45'16.415	15	12.430	32.388	28.801	20.875	1'34.494	243,8	10:45'22.508
16	12.330	32.356	28.981	20.911	1'34.578	249,4	10:46'50.993	16	12.403	32.262	28.697	20.843	1'34.205	247,1	10:46'56.713
17	<b>12.208</b>	32.462	28.864	20.924	1'34.458	248,3	10:48'25.451	17	12.399	32.400	28.863	20.959	1'34.621	247,7	10:48'31.334
18	12.284	32.485	28.966	20.928	1'34.663	<b>250,0</b>	10:50'00.114	18	12.346	32.226	28.939	20.752	1'34.263	246,0	10:50'05.597
19	12.261	32.434	36.019	21.360	1'42.074	249,4	10:51'42.188	19	<b>12.297</b>	32.472	28.748	20.947	1'34.464	246,0	10:51'40.061
20	12.708	32.474	29.032	20.841	1'35.055	246,6	10:53'17.243	20	12.379	32.301	28.892	20.869	1'34.441	246,6	10:53'14.502
21	12.326	33.431	28.849	21.066	1'35.672	246,6	10:54'52.915	21	12.390	32.368	29.030	20.801	1'34.589	247,7	10:54'49.091
22	12.459	32.723	29.297	21.358	1'35.837	248,3	10:56'28.752	22	12.398	32.716	29.390	21.157	1'35.661	247,1	10:56'24.752
23	12.358	32.976	30.058	21.040	1'36.432	247,1	10:58'05.184	23	12.362	32.580	29.384	20.926	1'35.252	245,5	10:58'00.004
24	12.279	32.575	29.008	20.973	1'34.835	247,7	10:59'40.019	24	12.356	32.606	29.447	20.947	1'35.356	246,0	10:59'35.360
25	12.324	32.788	30.324	21.898	1'37.334	248,8	11:01'17.353	25	12.347	32.801	28.896	20.854	1'34.898	244,9	11:01'10.258
26	12.526	32.415	29.070	20.977	1'34.988	248,3	11:02'52.341	26	12.396	32.394	29.189	20.843	1'34.822	247,1	11:02'45.080
27	12.332	32.636	28.890	21.184	1'35.042	248,8	11:04'27.383	27	12.367	32.372	29.234	20.872	1'34.845	<b>248,3</b>	11:04'19.925
28	12.419	32.672	29.026	21.230	1'35.347	247,7	11:06'02.730	28	12.384	32.438	29.030	20.930	1'34.782	247,1	11:05'54.707
29	12.392	32.611	29.084	21.081	1'35.168	247,7	11:07'37.898	29	12.386	32.479	29.283	20.962	1'35.110	247,7	11:07'29.817
							Race Time 53'13.333								Race Time 53'05.252

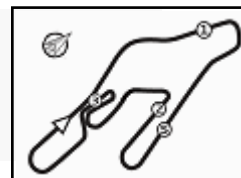
### 119 Zanasi Racing (1'35.714)

### 147 CRM Competition (1'35.193)

Lap	Seg.1	Seg.2	Seg.3	Seg.4	Lap Time	km/h	Local Time	Lap	Seg.1	Seg.2	Seg.3	Seg.4	Lap Time	km/h	Local Time
Mattia Simonini								Riccardo Tucci							
1		33.820	37.038	42.654	2'11.826	247,1	10:16'36.391	1		34.202	40.269	42.186	2'16.572	240,5	10:16'41.137
2	35.219	57.756	41.799	30.019	2'44.793	111,0	10:19'21.184	2	34.780	58.612	41.471	28.963	2'43.826	89,6	10:19'24.963
3	30.375	43.349	38.820	23.449	2'15.993	162,9	10:21'37.177	3	32.314	42.657	36.858	22.589	2'14.418	142,1	10:21'39.381

24/05/2026

P = Pits In/Out - C = Lap Time Cancelled



# ACI Racing Weekend Vallelunga, 23-24 Maggio 2026

## Campionato Italiano GT Sprint GTCup - Analisi Tempi Race 2

Vallelunga 4.085 m

Start at 10:14'24.565

3 / 9

Lap	Seg.1	Seg.2	Seg.3	Seg.4	Lap Time	km/h	Local Time
4	12.771	33.123	31.392	35.015	1'52.301	242,7	10:23'31.682
5	36.120	1'06.503	39.582	28.405	2'50.610	101,7	10:26'22.292
6	29.163	45.333	52.337	35.457	2'42.290	116,1	10:29'04.582
7	19.454	41.955	39.288	31.661	2'12.358	130,8	10:31'16.940
8	12.644	33.553	54.019	<b>20.854</b>	2'01.070	242,7	10:33'18.010
9	12.430	32.731	<b>28.964</b>	21.299	1'35.424	<b>246,6</b>	10:34'53.434
10	12.551	33.580	31.148	21.034	1'38.313	242,7	10:36'31.747
11	12.532	33.487	29.839	21.528	1'37.386	243,8	10:38'09.133
12	12.597	33.227	29.708	21.101	1'36.633	244,3	10:39'45.766
13	12.931	32.783	29.261	1'36.432	2'51.407P	244,9	10:42'37.173
14	16.115	33.389	31.242	21.053	1'41.799P	242,7	10:44'18.972
15	12.498	32.830	29.017	20.992	1'35.337	243,8	10:45'54.309
16	<b>12.373</b>	<b>32.553</b>	29.258	21.009	<b>1'35.193</b>	245,5	10:47'29.502
17	12.396	32.955	29.659	21.013	1'36.023	244,9	10:49'05.525
18	12.568	33.275	29.098	20.961	1'35.902	240,5	10:50'41.427
19	12.477	33.369	29.618	21.390	1'36.854	242,7	10:52'18.281
20	12.744	33.633	30.392	38.992	1'55.761P	244,9	10:54'14.042
21	16.570	32.902	29.068	21.017	1'39.557P	242,7	10:55'53.599
22	12.506	32.765	29.761	21.210	1'36.242	246,0	10:57'29.841
23	12.542	33.987	31.093	21.331	1'38.953	243,8	10:59'08.794
24	12.862	33.918	29.428	20.858	1'37.066	244,3	11:00'45.860
25	12.606	32.803	29.235	21.068	1'35.712	<b>246,6</b>	11:02'21.572
26	12.504	33.021	29.102	21.159	1'35.786	246,0	11:03'57.358
27	12.438	33.415	29.865	20.968	1'36.686	<b>246,6</b>	11:05'34.004
28	12.456	32.917	29.339	21.318	1'36.030	244,9	11:07'10.074
Race Time 52'45.509							

### 150 Spirit of Racing (1'38.411)

Lap	Seg.1	Seg.2	Seg.3	Seg.4	Lap Time	km/h	Local Time
Andres Mendez							
1		36.743	46.363	43.158	2'28.987	225,0	10:16'53.552
2	35.967	58.182	41.093	29.244	2'44.486	109,0	10:19'38.038
3	31.358	46.099	31.475	21.684	2'10.616	113,8	10:21'48.654
4	12.928	<b>33.432</b>	33.360	36.549	1'56.269	244,9	10:23'44.923
5	36.390	1'07.826	37.871	28.246	2'50.333	119,2	10:26'35.256
6	29.000	48.118	49.647	35.762	2'42.527	132,7	10:29'17.783
7	17.155	43.297	34.716	30.156	2'05.324	125,6	10:31'23.107
8	13.223	34.244	33.453	21.919	1'42.839	<b>246,6</b>	10:33'05.946
9	<b>12.768</b>	33.523	<b>30.627</b>	<b>21.493</b>	<b>1'38.411</b>	243,8	10:34'44.357
Race Time 20'19.792							

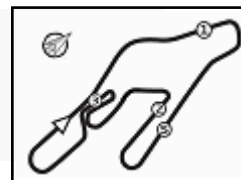
### 163 DL Racing (1'35.458)

Lap	Seg.1	Seg.2	Seg.3	Seg.4	Lap Time	km/h	Local Time
Mattia Bucci							
1		38.502	50.521	43.174	2'37.729	231,3	10:17'02.294
2	35.593	1'00.096	41.586	27.575	2'44.850	92,8	10:19'47.144
3	31.544	45.886	30.805	<b>20.887</b>	2'09.122	93,3	10:21'56.266
4	12.829	34.072	35.917	33.721	1'56.539	246,0	10:23'52.805
5	39.480	1'06.801	37.579	29.502	2'53.362	75,5	10:26'46.167
6	29.080	48.791	47.629	35.493	2'40.993	125,9	10:29'27.160
7	20.626	39.273	32.502	28.392	2'00.793	127,1	10:31'27.953
8	13.066	35.017	33.523	22.065	1'43.671	225,5	10:33'11.624
9	12.994	32.949	30.312	20.894	1'37.149	<b>248,8</b>	10:34'48.773
10	13.106	<b>32.464</b>	29.229	21.474	1'36.273	247,7	10:36'25.006
11	12.780	33.227	29.381	21.019	1'36.407	244,3	10:38'01.453
12	12.932	33.136	29.644	21.044	1'36.756	246,0	10:39'38.209
13	12.742	32.845	29.407	20.951	1'35.945	242,7	10:41'14.154
14	12.519	32.615	29.400	20.924	<b>1'35.458</b>	248,3	10:42'49.612
15	12.667	32.735	29.958	1'33.748	2'49.108P	244,9	10:45'38.720
Pietro Agoglia							
16	16.462	34.673	29.827	21.366	1'42.328P	240,5	10:47'21.048
17	12.738	33.091	<b>29.222</b>	21.269	1'36.320	242,7	10:48'57.368
18	12.587	32.884	29.226	21.278	1'35.975	244,3	10:50'33.343
19	12.582	33.466	29.977	21.239	1'37.264	243,8	10:52'10.607
20	12.604	33.039	29.453	21.879	1'36.975	243,8	10:53'47.582
21	12.595	33.399	29.502	21.343	1'36.839	244,9	10:55'24.421
22	<b>12.449</b>	33.066	29.345	21.182	1'36.042	244,9	10:57'00.463
23	12.509	33.150	29.456	21.352	1'36.467	244,9	10:58'36.930
24	12.464	33.052	29.225	21.165	1'35.906	243,8	11:00'12.836
25	12.634	33.182	29.665	21.250	1'36.731	245,5	11:01'49.567

### 188 Spirit of Racing (1'34.740)

Lap	Seg.1	Seg.2	Seg.3	Seg.4	Lap Time	km/h	Local Time
Fedor Samorukov							
1		36.104	45.830	43.401	2'28.530	240,5	10:16'53.095
2	35.921	57.998	41.373	29.038	2'44.330	91,1	10:19'37.425
3	31.333	46.239	30.952	21.818	2'10.342	107,5	10:21'47.767
4	12.819	33.697	33.591	36.045	1'56.152	241,6	10:23'43.919
5	36.691	1'07.595	38.023	28.524	2'50.833	107,8	10:26'34.752
6	28.449	48.508	49.180	35.782	2'41.919	117,3	10:29'16.671
7	17.475	43.328	34.765	30.305	2'05.873	127,1	10:31'22.544
8	13.140	34.057	35.138	21.631	1'43.966	242,2	10:33'06.510
9	12.752	33.320	30.771	21.574	1'38.417	246,0	10:34'44.927
10	12.829	33.862	30.651	1'40.582	2'57.924P	241,6	10:37'42.851
Joshua Rowledge							
11	15.960	32.593	28.850	21.046	1'38.449P	245,5	10:39'21.300
12	12.454	<b>32.383</b>	28.901	<b>21.002</b>	<b>1'34.740</b>	247,1	10:40'56.040
13	12.546	32.530	29.703	21.100	1'35.879	247,7	10:42'31.919
14	12.506	33.428	29.015	21.299	1'36.248	244,9	10:44'08.167
15	<b>12.409</b>	32.553	<b>28.758</b>	21.077	1'34.797	246,0	10:45'42.964
16	12.599	33.598	29.074	21.059	1'36.330	243,8	10:47'19.294
17	12.528	33.186	29.174	21.055	1'35.943	243,8	10:48'55.237
18	12.432	32.970	29.062	21.165	1'35.629	246,6	10:50'30.866
19	12.449	32.792	28.939	21.525	1'35.705	247,7	10:52'06.571
20	12.460	32.962	28.824	21.106	1'35.352	246,0	10:53'41.923
21	12.805	33.074	29.157	21.229	1'36.265	247,1	10:55'18.188
22	12.648	32.769	29.297	21.411	1'36.125	246,0	10:56'54.313
23	12.513	33.129	29.258	21.223	1'36.123	247,1	10:58'30.436
24	12.489	32.776	29.326	21.311	1'35.902	247,7	11:00'06.338
25	12.729	33.157	29.314	21.449	1'36.649	246,6	11:01'42.987





# ACI Racing Weekend Vallelunga, 23-24 Maggio 2026

## Campionato Italiano GT Sprint GTCup - Analisi Tempi Race 2

Vallelunga 4.085 m

Start at 10:14'24.565

4 / 9

26	12.620	33.193	29.397	21.286	1'36.496	247,7	11:03'19.483	26	12.552	32.990	29.839	21.271	1'36.652	251,2	11:03'15.688
27	12.531	32.928	29.405	21.360	1'36.224	247,1	11:04'55.707	27	12.975	32.913	29.362	21.259	1'36.509	249,4	11:04'52.197
28	13.045	33.515	29.357	21.227	1'37.144	247,7	11:06'32.851	28	12.595	33.138	29.561	21.669	1'36.963	<b>252,3</b>	11:06'29.160
29	12.477	33.191	30.370	21.452	1'37.490	<b>248,8</b>	11:08'10.341	29	12.770	33.413	29.315	21.441	1'36.939	248,8	11:08'06.099
								Race Time 53'45.776							
								Race Time 53'41.534							

203 Zanasi Racing (1'35.358)							208 Villorba Corse (1'34.847)								
Lap	Seg.1	Seg.2	Seg.3	Seg.4	Lap Time	km/h	Local Time	Lap	Seg.1	Seg.2	Seg.3	Seg.4	Lap Time	km/h	Local Time
Vittoria Piria							Luciano Privitelio								
1		34.114	40.015	42.379	2'15.966	248,3	10:16'40.531	1		36.452	47.957	43.484	2'32.185	234,8	10:16'56.750
2	34.719	58.519	41.394	29.262	2'43.894	100,7	10:19'24.425	2	35.146	58.843	42.311	27.611	2'43.911	88,8	10:19'40.661
3	31.933	43.014	36.784	22.873	2'14.604	153,4	10:21'39.029	3	31.182	46.856	31.034	21.756	2'10.828	103,1	10:21'51.489
4	12.759	32.997	31.375	34.965	1'52.096	<b>251,2</b>	10:23'31.125	4	13.530	33.955	33.691	35.328	1'56.504	241,6	10:23'47.993
5	35.616	1'06.642	39.769	28.424	2'50.451	99,2	10:26'21.576	5	36.568	1'08.290	38.299	27.600	2'50.757	107,6	10:26'38.750
6	29.212	45.286	52.328	35.545	2'42.371	117,6	10:29'03.947	6	28.197	49.796	49.774	33.925	2'41.692	138,1	10:29'20.442
7	19.402	42.333	39.116	31.602	2'12.453	140,1	10:31'16.400	7	17.977	43.206	34.315	29.733	2'05.231	113,0	10:31'25.673
8	12.782	33.508	29.945	21.275	1'37.510	245,5	10:32'53.910	8	14.284	34.403	34.294	22.426	1'45.407	239,5	10:33'11.080
9	12.714	32.799	29.148	21.020	1'35.681	250,0	10:34'29.591	9	13.117	33.942	32.236	22.298	1'41.593	241,6	10:34'52.673
10	12.883	32.720	29.221	<b>21.000</b>	1'35.824	<b>251,2</b>	10:36'05.415	10	13.112	33.579	46.186	1'25.704	2'58.581P	243,8	10:37'51.254
11	12.710	32.597	28.970	21.166	1'35.443	<b>251,2</b>	10:37'40.858	Donovan Privitelio							
12	12.661	<b>32.495</b>	29.030	21.172	<b>1'35.358</b>	<b>251,2</b>	10:39'16.216	11	17.525	33.428	<b>28.725</b>	20.805	1'40.483P	240,5	10:39'31.737
13	13.106	32.970	<b>28.790</b>	21.119	1'35.985	248,8	10:40'52.201	12	12.343	<b>32.432</b>	29.322	20.782	1'34.879	243,8	10:41'06.616
14	12.820	32.798	28.967	1'32.667	2'47.252P	250,0	10:43'39.453	13	12.328	32.971	28.909	<b>20.747</b>	1'34.955	243,8	10:42'41.571
Giacomo Ghermandi							14	12.422	32.608	30.401	21.269	1'36.700	242,7	10:44'18.271	
15	16.322	33.123	29.330	21.034	1'39.809P	244,9	10:45'19.262	15	12.415	32.688	29.164	20.964	1'35.231	243,8	10:45'53.502
16	12.509	32.830	29.108	21.117	1'35.564	248,8	10:46'54.826	16	12.392	32.508	28.915	21.032	<b>1'34.847</b>	242,7	10:47'28.349
17	12.421	33.108	29.704	21.637	1'36.870	248,8	10:48'31.696	17	12.417	33.022	29.426	21.180	1'36.045	240,5	10:49'04.394
18	12.685	32.985	29.087	21.260	1'36.017	247,7	10:50'07.713	18	12.489	33.023	29.267	21.299	1'36.078	241,6	10:50'40.472
19	12.545	32.926	29.381	21.267	1'36.119	247,7	10:51'43.832	19	12.805	32.898	29.225	21.438	1'36.366	242,7	10:52'16.838
20	12.670	33.182	29.288	21.229	1'36.369	247,7	10:53'20.201	20	12.581	32.987	29.212	21.142	1'35.922	242,7	10:53'52.760
21	12.553	32.688	30.517	21.498	1'37.256	250,0	10:54'57.457	21	12.581	32.620	29.490	37.036	1'51.727P	242,7	10:55'44.487
22	12.583	32.923	29.369	22.019	1'36.894	248,8	10:56'34.351	22	16.303	32.847	29.146	20.930	1'39.226P	242,7	10:57'23.713
23	12.441	32.688	29.261	21.403	1'35.793	249,4	10:58'10.144	23	12.452	33.034	29.601	20.926	1'36.013	241,6	10:58'59.726
24	12.474	33.250	29.640	21.436	1'36.800	247,7	10:59'46.944	24	<b>12.288</b>	33.263	29.297	20.978	1'35.826	241,6	11:00'35.552
25	12.776	32.966	29.549	22.093	1'37.384	248,8	11:01'24.328	25	12.329	32.553	29.347	20.990	1'35.219	<b>244,3</b>	11:02'10.771
26	12.724	33.962	30.000	21.377	1'38.063	250,0	11:03'02.391	26	12.330	33.085	29.311	20.880	1'35.606	242,7	11:03'46.377
27	12.439	32.953	29.344	21.442	1'36.178	<b>251,2</b>	11:04'38.569	27	12.642	33.065	29.492	21.218	1'36.417	242,7	11:05'22.794
28	<b>12.407</b>	33.399	38.438	21.614	1'45.858	248,8	11:06'24.427	28	12.496	33.237	29.631	21.047	1'36.411	242,7	11:06'59.205
29	12.587	33.416	30.103	21.628	1'37.734	248,8	11:08'02.161	29	12.716	33.405	29.364	21.121	1'36.606	242,7	11:08'35.811
								Race Time 53'37.596							
								Race Time 54'11.246							

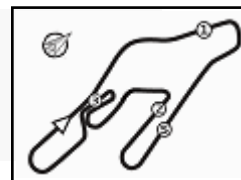
207 Invictus (1'35.137)							211 Zanasi Racing (1'35.593)								
Lap	Seg.1	Seg.2	Seg.3	Seg.4	Lap Time	km/h	Local Time	Lap	Seg.1	Seg.2	Seg.3	Seg.4	Lap Time	km/h	Local Time
Angelo Lancelotti							Victor Briselli								
1		34.966	41.044	42.797	2'19.212	247,7	10:16'43.777	1		35.540	45.805	43.297	2'27.888	230,8	10:16'52.453
2	35.424	58.394	40.419	28.880	2'43.117	82,8	10:19'26.894	2	34.663	58.864	41.303	29.439	2'44.269	85,0	10:19'36.722
3	32.898	42.852	35.648	22.504	2'13.902	152,8	10:21'40.796	3	31.309	45.714	31.083	21.483	2'09.589	113,6	10:21'46.311
4	12.604	33.125	33.544	35.630	1'54.903	246,6	10:23'35.699	4	13.159	33.602	33.550	35.950	1'56.261	247,1	10:23'42.572
5	35.404	1'08.284	38.284	27.651	2'49.623	89,3	10:26'25.322	5	36.709	1'07.441	38.301	28.423	2'50.874	137,8	10:26'33.446
6	29.133	46.606	52.301	34.932	2'42.972	111,6	10:29'08.294	6	28.960	47.632	49.673	35.882	2'42.147	123,0	10:29'15.593
7	18.388	42.101	38.481	30.856	2'09.826	134,8	10:31'18.120	7	17.489	43.210	35.208	30.572	2'06.479	136,7	10:31'22.072
8	12.793	33.468	32.116	21.060	1'39.437	248,3	10:32'57.557	8	13.019	33.820	32.781	21.202	1'40.822	246,6	10:33'02.894
9	12.879	34.383	29.806	<b>20.892</b>	1'37.960	247,1	10:34'35.517	9	13.095	33.121	29.858	21.190	1'37.264	246,0	10:34'40.158
10	12.491	32.739	29.986	20.983	1'36.199	247,1	10:36'11.716	10	13.030	33.076	29.663	1'36.863	2'52.632P	247,1	10:37'32.790
11	12.434	<b>32.633</b>	29.138	20.932	<b>1'35.137</b>	251,2	10:37'46.853	Luca Demarchi							
12	12.505	33.021	29.388	20.936	1'35.850	247,1	10:39'22.703	11	16.224	<b>32.479</b>	<b>28.812</b>	21.061	1'38.576P	249,4	10:39'11.366
13	12.470	32.985	28.950	21.114	1'35.519	250,0	10:40'58.222	12	12.422	32.786	29.167	21.218	<b>1'35.593</b>	<b>250,0</b>	10:40'46.959
14	<b>12.411</b>	32.748	31.555	1'43.731	3'00.445P	248,8	10:43'58.667	13	12.324	33.289	29.188	<b>20.833</b>	1'35.634	<b>250,0</b>	10:42'22.593
Francesco Coassin							Race Time 27'58.028								
15	16.426	33.262	29.293	21.277	1'40.258P	250,0	10:45'38.925	212 MRNC12 (1'35.227)							
16	12.450	32.927	29.316	21.377	1'36.070	250,0	10:47'14.995	Lap	Seg.1	Seg.2	Seg.3	Seg.4	Lap Time	km/h	Local Time
17	12.566	32.760	<b>28.835</b>	21.083	1'35.244	246,0	10:48'50.239	Emiliano Pierantoni							
18	12.585	32.781	28.947	21.214	1'35.527	248,3	10:50'25.766	1		35.513	45.252	42.439	2'25.545	240,5	10:16'50.110
19	12.708	32.680	29.034	21.087	1'35.509	250,0	10:52'01.275	2	35.339	58.745	41.187	29.216	2'44.487	90,7	10:19'34.597
20	12.563	32.943	29.083	21.453	1'36.042	251,2	10:53'37.317	3	31.773	45.022	31.800	21.638	2'10.233	121,8	10:21'44.830
21	12.634	33.224	29.263	21.155	1'36.276	247,1	10:55'13.593	4	13.150	33.725	32.303	35.737	1'54.915	247,1	10:23'39.745
22	12.599	33.526	30.510	21.486	1'38.121	250,0	10:56'51.714	5	36.013	1'07.585	38.862	28.356	2'50.816	131,5	10:26'30.561
23	12.614	33.015	29.315	21.153	1'36.097	243,8	10:58'27.811	6	28.487	48.106	49.862	35.617	2'42.072	143,6	10:29'12.633
24	12.602	32.803	29.016	21.000	1'35.421	251,2	11:00'03.232	7	17.561	43.564	36.059	30.570	2'07.754	114,0	10:31'20.387
25	12.674	32.899	29.036	21.195	1'35.804	251,2	11:01'39.036								

24/05/2026

P = Pits In/Out - C = Lap Time Cancelled

Powered by FICr PERUGIA TIMING





# ACI Racing Weekend Vallelunga, 23-24 Maggio 2026

## Campionato Italiano GT Sprint GTCup - Analisi Tempi Race 2

Vallelunga 4.085 m

Start at 10:14'24.565

5 / 9

Lap	Seg.1	Seg.2	Seg.3	Seg.4	Lap Time	km/h	Local Time
8	13.134	34.300	31.513	21.170	1'40.117	243,8	10:33'00.504
9	12.688	33.494	29.871	21.091	1'37.144	246,6	10:34'37.648
10	13.265	33.741	29.339	21.322	1'37.667	244,3	10:36'15.315
Lorenzo Nicoli							
11	12.532	32.981	29.424	1'35.349	2'50.286P	246,0	10:39'05.601
12	17.023	33.448	29.309	20.985	1'40.765P	243,8	10:40'46.366
13	12.648	40.077	29.510	<b>20.924</b>	1'43.159	244,3	10:42'29.525
14	12.780	33.243	29.284	20.935	1'36.242	244,3	10:44'05.767
15	12.690	32.644	<b>28.979</b>	21.066	1'35.379	244,3	10:45'41.146
16	12.582	32.772	29.019	20.953	1'35.326	244,9	10:47'16.472
17	12.633	32.869	29.047	21.063	1'35.612	244,3	10:48'52.084
18	12.570	32.718	29.017	21.032	1'35.337	246,0	10:50'27.421
19	12.417	<b>32.594</b>	29.163	21.053	<b>1'35.227</b>	246,6	10:52'02.648
20	<b>12.368</b>	32.638	29.123	21.127	1'35.256	245,5	10:53'37.904
21	12.468	33.032	29.388	21.197	1'36.085	<b>247,7</b>	10:55'13.989
22	12.582	33.403	30.684	21.341	1'38.010	246,6	10:56'51.999
23	12.577	33.549	29.404	21.079	1'36.609	243,8	10:58'28.608
24	12.408	32.905	29.578	20.935	1'35.826	245,5	11:00'04.434
25	12.557	32.943	29.371	21.169	1'36.040	244,3	11:01'40.474
26	12.557	32.833	29.799	21.214	1'36.403	245,5	11:03'16.877
27	12.451	33.193	29.682	21.125	1'36.451	246,6	11:04'53.328
28	12.591	33.091	29.485	21.176	1'36.343	244,9	11:06'29.671
29	12.638	33.635	29.871	21.193	1'37.337	244,3	11:08'07.008

Race Time 53'42.443

Lap	Seg.1	Seg.2	Seg.3	Seg.4	Lap Time	km/h	Local Time
231 Krypton by DL Racing (1'35.928)							
Francesco Galli							
1							
2	34.706	59.479	42.235	27.530	2'43.950	83,5	10:19'42.858
3	31.266	47.596	30.269	21.498	2'01.629	104,2	10:21'53.487
4	13.137	33.670	33.545	35.196	1'55.548	245,5	10:23'49.035
5	36.795	1'07.788	38.091	27.933	2'50.607	115,6	10:26'39.642
6	28.114	49.843	49.892	33.561	2'41.410	148,6	10:29'21.052
7	18.549	42.805	34.096	29.226	2'04.676	109,9	10:31'25.728
8	13.255	33.944	33.488	21.313	1'42.000	246,0	10:33'07.728
9	12.844	34.358	30.953	21.140	1'39.295	<b>246,6</b>	10:34'47.023
10	12.741	33.299	30.409	22.742	1'39.191	245,5	10:36'26.214
11	12.684	33.383	29.562	20.934	1'36.563	<b>246,6</b>	10:38'02.777
12	12.629	32.922	30.025	1'35.113	2'50.689P	245,5	10:40'53.466
13	16.167	32.968	29.320	21.127	1'39.582P	245,5	10:42'33.048
14	12.649	34.370	29.814	21.320	1'38.153	219,5	10:44'11.201
15	13.214	33.335	29.468	21.483	1'37.500	245,5	10:45'48.701
16	12.722	33.538	29.422	21.146	1'36.828	<b>246,6</b>	10:47'25.529
17	12.701	32.969	29.358	20.970	1'35.998	240,0	10:49'01.527
18	12.695	33.591	<b>29.214</b>	20.979	1'36.479	243,8	10:50'38.006
19	12.593	33.572	29.900	21.066	1'37.131	<b>246,6</b>	10:52'15.137
20	12.699	<b>32.727</b>	29.678	21.006	1'36.110	<b>246,6</b>	10:53'51.247
21	12.806	33.057	29.667	21.114	1'36.644	<b>246,6</b>	10:55'27.891
22	12.657	33.043	29.466	20.949	1'36.115	244,3	10:57'04.006
23	<b>12.587</b>	33.176	29.319	<b>20.865</b>	1'35.947	244,9	10:58'39.953
24	12.682	32.994	29.366	20.886	<b>1'35.928</b>	245,5	11:00'15.881
25	13.008	33.159	29.928	21.123	1'37.218	244,9	11:01'53.099
26	12.892	33.136	29.981	21.167	1'37.176	246,0	11:03'30.275
27	12.621	32.951	30.040	20.973	1'36.585	246,0	11:05'06.860
28	12.762	33.278	29.814	21.197	1'37.051	244,9	11:06'43.911
29	12.667	33.246	30.243	21.028	1'37.184	244,9	11:08'21.095

Race Time 53'45.085

### 251 Carminati Ettore (1'34.441)

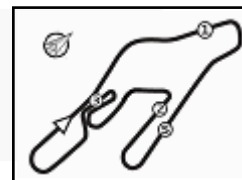
Lap	Seg.1	Seg.2	Seg.3	Seg.4	Lap Time	km/h	Local Time
221 MRNC12 (1'36.750)							
Federica Levy							
1							
2	35.405	58.279	41.416	28.868	2'43.968	93,5	10:19'38.671
3	31.318	46.085	31.248	21.860	2'10.511	120,3	10:21'49.182
4	13.203	34.318	33.496	36.495	1'57.512	243,8	10:23'46.694
5	36.144	1'07.926	37.753	28.090	2'49.913	120,5	10:26'36.607
6	28.856	48.931	49.542	35.303	2'42.632	122,7	10:29'19.239
7	17.316	43.389	34.039	30.277	2'05.021	124,7	10:31'24.260
8	13.212	33.949	34.417	21.662	1'43.240	244,9	10:33'07.500

Lap	Seg.1	Seg.2	Seg.3	Seg.4	Lap Time	km/h	Local Time
Bernardo Pellegrini							
1							
2	35.180	58.621	40.585	42.489	2'17.983	238,9	10:16'42.548
3	32.462	42.532	40.633	29.265	2'43.699	82,9	10:19'26.247
4	12.803	33.205	31.905	35.443	1'53.356	242,7	10:23'33.417
5	35.826	1'06.528	39.538	28.254	2'50.146	103,2	10:26'23.563
6	29.352	45.347	52.134	35.163	2'41.996	116,6	10:29'05.559
7	19.546	41.568	39.227	31.502	2'11.843	130,9	10:31'17.402
8	12.816	33.402	32.267	21.377	1'39.862	242,7	10:32'57.264
9	12.992	33.320	29.027	20.947	1'36.286	241,6	10:34'33.550

24/05/2026 P = Pits In/Out - C = Lap Time Cancelled

Powered by FICr PERUGIA TIMING





# ACI Racing Weekend Vallelunga, 23-24 Maggio 2026

## Campionato Italiano GT Sprint GTCup - Analisi Tempi Race 2

Vallelunga 4.085 m

Start at 10:14'24.565

6 / 9

								401 A2 Motorsport (1'36.592)							
Lap	Seg.1	Seg.2	Seg.3	Seg.4	Lap Time	km/h	Local Time								
								Fabio Daminato							
1			38.973	52.205	42.776	2'39.081	225,5	10:17'03.646							
2	35.430	1'00.197	41.856	26.515	2'43.998	90,5	10:19'47.644								
3	31.856	45.953	31.555	21.441	2'10.805	115,1	10:21'58.449								
4	13.021	34.436	35.093	33.750	1'56.300	230,3	10:23'54.749								
5	40.520	1'05.021	37.417	28.990	2'51.948	83,9	10:26'46.697								
6	29.533	48.786	47.331	35.614	2'41.264	134,5	10:29'27.961								
7	20.301	39.623	32.746	28.112	2'00.782	141,5	10:31'28.743								
8	13.174	35.288	33.070	21.966	1'43.498	232,8	10:33'12.241								
9	13.301	34.350	30.146	21.248	1'39.045	231,8	10:34'51.286								
10	12.891	33.916	29.466	21.928	1'38.201	231,8	10:36'29.487								
11	12.894	33.635	29.566	21.227	1'37.322	231,8	10:38'06.809								
12	12.830	33.992	<b>29.049</b>	21.156	1'37.027	230,3	10:39'43.836								
13	12.818	33.750	29.148	21.255	1'36.971	231,3	10:41'20.807								
14	12.962	34.122	29.257	1'41.849	2'58.190P	229,8	10:44'18.997								
								Davide Larini							
15	17.945	34.170	29.565	21.227	1'42.907P	231,8	10:46'01.904								
16	12.845	33.659	29.322	21.225	1'37.051	231,8	10:47'38.955								
17	<b>12.744</b>	33.466	29.371	21.190	1'36.771	232,8	10:49'15.726								
18	12.805	33.833	29.502	21.246	1'37.386	232,3	10:50'53.112								
19	12.841	33.648	29.263	21.491	1'37.243	232,8	10:52'30.355								
20	12.863	33.587	29.514	21.316	1'37.280	232,8	10:54'07.635								
21	12.977	33.735	29.273	21.324	1'37.309	232,8	10:55'44.944								
22	12.928	33.736	29.508	21.727	1'37.899	<b>233,8</b>	10:57'22.843								
23	12.858	33.896	29.924	21.504	1'38.182	232,8	10:59'01.025								
24	12.826	33.517	29.492	21.110	1'36.945	<b>233,8</b>	11:00'37.970								
25	12.849	<b>33.397</b>	29.366	21.093	1'36.705	232,8	11:02'14.675								
26	12.814	33.475	29.201	21.102	<b>1'36.592</b>	232,8	11:03'51.267								
27	12.824	33.459	29.507	21.154	1'36.944	<b>233,8</b>	11:05'28.211								
28	12.789	33.415	29.506	21.157	1'36.867	<b>233,8</b>	11:07'05.078								
29	12.866	34.314	29.487	<b>21.091</b>	1'37.758	231,3	11:08'42.836								
								Race Time 53'39.076							

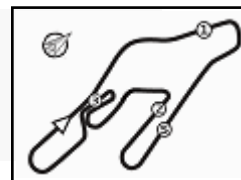
272 DL Racing (1'38.227)							
Lap	Seg.1	Seg.2	Seg.3	Seg.4	Lap Time	km/h	Local Time
Remo Castellarin							
1		35.148	41.613	42.576	2'19.886	241,6	10:16'44.451
2	36.144	57.754	40.615	28.716	2'43.229	78,8	10:19'27.680
3	32.788	42.957	35.354	22.362	2'13.461	138,5	10:21'41.141
4	<b>12.780</b>	33.019	31.585	35.744	1'53.128	241,6	10:23'34.269
5	35.930	1'07.008	38.869	28.152	2'49.959	93,6	10:26'24.228
6	29.197	46.011	51.725	34.987	2'41.920	119,5	10:29'06.148
7	19.405	42.004	38.885	31.379	2'11.673	127,2	10:31'17.821
8	12.933	<b>32.974</b>	<b>30.937</b>	<b>21.383</b>	<b>1'38.227</b>	<b>242,7</b>	10:32'56.048
Race Time 18'31.483							

288 DL Racing (1'34.119)							
Lap	Seg.1	Seg.2	Seg.3	Seg.4	Lap Time	km/h	Local Time
Francesco Daniele							
1		35.354	43.038	42.818	2'22.007	243,8	10:16'46.572
2	35.697	58.531	40.617	28.733	2'43.578	101,8	10:19'30.150
3	32.214	45.953	32.138	21.538	2'11.843	151,0	10:21'41.993
4	12.903	33.326	33.271	35.886	1'55.386	247,1	10:23'37.379
5	35.568	1'07.855	38.490	28.527	2'50.440	126,8	10:26'27.819
6	28.358	47.831	50.816	35.192	2'42.197	117,4	10:29'10.016
7	17.602	43.159	37.568	30.710	2'09.039	133,2	10:31'19.055
8	12.786	33.760	31.981	21.204	1'39.731	246,6	10:32'58.786
9	12.553	33.764	29.873	21.915	1'38.105	247,1	10:34'36.891
10	13.723	33.254	29.496	1'37.928	2'54.401P	246,6	10:37'31.292
Gaetano Oliva							
11	16.771			<b>20.510</b>	1'38.491P	246,6	10:39'09.783
12	12.706			20.617	1'34.778	246,6	10:40'44.561
13	<b>12.256</b>	<b>32.265</b>	28.733	20.865	<b>1'34.119</b>	250,0	10:42'18.680
14	12.483	32.337	28.851	20.867	1'34.538	248,3	10:43'53.218
15	12.692	32.530	28.920	20.860	1'35.002	249,4	10:45'28.220
16	12.483	32.979	29.741	20.894	1'36.097	248,8	10:47'04.317
17	12.549	32.661	28.824	20.869	1'34.903	247,1	10:48'39.220
18	12.633	32.475	29.154	21.170	1'35.432	247,1	10:50'14.652
19	12.483	33.068	29.027	20.920	1'35.498	247,1	10:51'50.150
20	12.398	32.424	<b>28.680</b>	20.947	1'34.449	250,0	10:53'24.599
21	12.498	32.750	29.203	21.108	1'35.559	249,4	10:55'00.158
22	12.431		21.350	1'35.842	<b>251,2</b>	10:56'36.000	
23	12.387		21.229	1'36.214	248,3	10:58'12.214	
24	12.453		21.191	1'35.938	250,0	10:59'48.152	
25	12.367	32.864	29.129	21.343	1'35.703	250,0	11:01'23.855
26	12.541	34.396	29.667	20.932	1'37.536	248,8	11:03'01.391
27	12.672	32.767	29.375	21.242	1'36.056	248,8	11:04'37.447
28	12.790	32.824	35.167	21.822	1'42.603	250,0	11:06'20.050
29	12.861	33.339	29.974	22.087	1'38.261	247,7	11:07'58.311
Race Time 53'33.746							

412 ZRS Motorsport (1'36.201)							
Lap	Seg.1	Seg.2	Seg.3	Seg.4	Lap Time	km/h	Local Time
Alberto Fulgori							
1		35.445	42.781	42.842	2'21.240	232,8	10:16'45.805
2	35.767	57.942	40.481	29.344	2'43.534	80,2	10:19'29.339
3	32.275	46.047	32.008	21.917	2'12.247	182,7	10:21'41.586
4	12.812	33.606	32.614	35.985	1'55.017	236,3	10:23'36.603
5	35.261	1'08.066	38.735	27.817	2'49.879	106,4	10:26'26.482
6	28.852	47.682	51.181	35.055	2'42.770	125,3	10:29'09.252
7	18.019	42.680	37.851	30.803	2'09.353	135,0	10:31'18.605
8	12.657	33.977	31.816	21.076	1'39.526	235,8	10:32'58.131
9	12.585	33.972	<b>29.151</b>	<b>20.896</b>	1'36.604	236,3	10:34'34.735
10	12.551	33.368	31.684	21.369	1'38.972	234,8	10:36'13.707
11	12.615	<b>33.349</b>	29.170	21.301	1'36.435	235,8	10:37'50.142
12	12.616	33.474	29.331	21.127	1'36.548	234,8	10:39'26.690
13	<b>12.477</b>	33.356	29.346	21.122	<b>1'36.201</b>	234,8	10:41'02.891
14	12.500	33.697	29.239	21.142	1'36.678	235,3	10:42'39.569
15	12.507	34.197	1'35.197	1'51.680	4'13.581P	231,8	10:46'53.150
16	17.655	34.798	29.687	21.273	1'43.413P	231,3	10:48'36.563
17	13.216	33.640	29.320	21.186	1'37.362	233,8	10:50'13.925
18	12.522	33.406	29.636	21.358	1'36.922	234,8	10:51'50.847
19	12.564	33.500	29.589	21.169	1'36.822	234,8	10:53'27.669
20	12.680	33.725	29.525	21.216	1'37.146	235,3	10:55'04.815
21	12.610	33.788	29.562	21.256	1'37.216	233,8	10:56'42.031
22	12.530	33.424	29.599	21.134	1'36.687	233,8	10:58'18.718
23	12.612	34.381	29.591	21.151	1'37.735	234,8	10:59'56.453
24	13.953	35.471	29.735	21.487	1'40.646	230,8	11:01'37.099
25	13.394	33.534	29.769	21.290	1'37.987	235,3	11:03'15.086
26	14.047	34.229	29.792	21.337	1'39.405	235,8	11:04'54.491
27	14.593	34.621	29.920	21.177	1'40.311	234,8	11:06'34.802
28	13.161	33.977	29.613	21.421	1'38.172	<b>236,8</b>	11:08'12.974
Race Time 53'48.409							

429 BiRace Motorsport (2'11.468)							
Lap	Seg.1	Seg.2	Seg.3	Seg.4	Lap Time	km/h	Local Time





# ACI Racing Weekend Vallelunga, 23-24 Maggio 2026

## Campionato Italiano GT Sprint GTCup - Analisi Tempi Race 2

Vallelunga 4.085 m

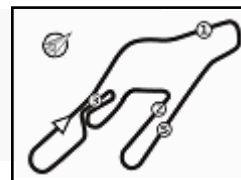
Start at 10:14'24.565

7 / 9

1			Giovanni Stefanin	26	12.679	33.601	29.130	21.286	1'36.696	236,3	11:03'39.678
2	35.275	1'00.839	52.750 42.983 2'40.151	27	12.650	33.438	29.609	21.432	1'37.129	<b>236,8</b>	11:05'16.807
3	31.648	46.142	42.049 25.786 2'43.949	28	12.646	34.152	29.969	21.648	1'38.415	233,8	11:06'55.222
			<b>31.314 22.364 2'11.468</b>	29	12.642	34.051	30.428	21.451	1'38.572	236,3	11:08'33.794
											Race Time 7'35.568
											Race Time 54'09.229

431 APEX Competition (1'36.537)							445 ZRS Motorsport (1'36.521)								
Lap	Seg.1	Seg.2	Seg.3	Seg.4	Lap Time	km/h	Local Time	Lap	Seg.1	Seg.2	Seg.3	Seg.4	Lap Time	km/h	Local Time
Valerio Marzi							Ionuc Catalin Timis								
1		36.120	45.257	43.038	2'26.818	232,8	10:16'51.383	1		36.394	47.385	43.513	2'30.909	228,8	10:16'55.474
2	35.040	58.916	40.733	29.959	2'44.648	89,3	10:19'36.031	2	35.206	58.582	41.568	28.479	2'43.835	98,5	10:19'39.309
3	30.985	45.878	31.216	21.678	2'09.757	115,3	10:21'45.788	3	31.116	46.267	31.324	21.496	2'10.203	102,9	10:21'49.512
4	13.019	33.807	33.148	35.949	1'55.923	235,8	10:23'41.711	4	13.002	33.566	33.568	36.470	1'56.606	233,8	10:23'46.118
5	36.104	1'07.843	38.600	28.273	2'50.820	122,9	10:26'32.531	5	36.100	1'07.885	37.769	28.329	2'50.083	125,9	10:26'36.201
6	28.282	48.169	49.719	36.057	2'42.227	120,1	10:29'14.758	6	28.735	48.771	49.475	35.385	2'42.366	137,4	10:29'18.567
7	17.116	43.647	35.379	30.568	2'06.710	117,5	10:31'21.468	7	17.318	43.301	34.388	30.301	2'05.308	125,4	10:31'23.875
8	13.063	34.473	33.286	21.394	1'42.216	235,8	10:33'03.684	8	13.023	34.315	34.214	21.541	1'43.093	235,8	10:33'06.968
9	12.930	33.464	29.731	21.972	1'38.097	<b>238,9</b>	10:34'41.781	9	13.068	33.599	30.413	21.216	1'38.296	235,8	10:34'45.264
10	12.729	33.845	29.909	21.670	1'38.153	235,3	10:36'19.934	10	13.091	33.816	30.445	21.932	1'39.284	235,8	10:36'24.548
11	12.621	33.434	29.739	21.104	1'36.898	236,8	10:37'56.832	11	12.816	<b>33.364</b>	29.197	<b>21.144</b>	<b>1'36.521</b>	234,8	10:38'01.069
12	12.773	34.322	29.848	1'35.538	2'52.481P	235,8	10:40'49.313	12	12.852	33.468	30.414	21.179	1'37.913	235,3	10:39'38.982
Danny Santi							Carlo Contessi								
13	16.407	34.767	30.951	21.121	1'43.246P	234,8	10:42'32.559	13	12.774	33.625	<b>29.102</b>	21.214	1'36.715	234,8	10:41'15.697
14	12.637	34.168	30.108	21.267	1'38.180	235,8	10:44'10.739	14	<b>12.762</b>	33.452	29.690	1'37.040	2'52.944P	234,8	10:44'08.641
15	12.547	33.908	29.445	<b>21.060</b>	1'36.960	236,3	10:45'47.699	15	16.426	33.700	29.432	21.421	1'40.979P	234,8	10:45'49.620
16	12.483	33.515	29.673	21.091	1'36.762	236,3	10:47'24.461	16	12.807	33.520	29.351	21.689	1'37.367	235,8	10:47'26.987
17	12.502	34.712	<b>29.403</b>	21.385	1'38.002	232,8	10:49'02.463	17	12.767	35.504	29.623	21.493	1'39.387	231,8	10:49'06.374
18	12.509	<b>33.415</b>	29.479	21.134	<b>1'36.537</b>	236,3	10:50'39.000	18	12.789	34.411	29.546	21.388	1'38.134	233,8	10:50'44.508
19	12.472	33.481	29.635	21.909	1'37.497	236,3	10:52'16.497	19	12.826	33.492	29.504	21.311	1'37.133	234,8	10:52'21.641
20	12.530	34.883	29.768	21.266	1'38.447	233,8	10:53'54.944	20	12.822	33.625	29.475	21.350	1'37.272	235,8	10:53'58.913
21	12.608	33.774	29.799	21.161	1'37.342	234,8	10:55'32.286	21	12.828	33.720	29.583	21.330	1'37.461	234,3	10:55'36.374
22	12.510	34.640	29.788	21.795	1'38.733	232,8	10:57'11.019	22	12.837	33.784	29.591	21.502	1'37.714	233,8	10:57'14.088
23	12.678	33.875	29.491	21.093	1'37.137	234,3	10:58'48.156	23	12.772	33.743	29.909	21.430	1'37.854	233,3	10:58'51.942
24	<b>12.464</b>	33.606	29.731	21.254	1'37.055	234,8	11:00'25.211	24	12.803	33.727	29.532	21.510	1'37.572	233,8	11:00'29.514
25	12.674	33.485	29.443	21.252	1'36.854	235,8	11:02'02.065	25	12.818	33.680	29.593	21.466	1'37.557	235,3	11:02'07.071
26	12.521	33.515	29.632	21.370	1'37.038	235,3	11:03'39.103	26	12.818	33.723	29.620	21.363	1'37.524	235,8	11:03'44.595
27	12.557	33.687	29.500	21.604	1'37.348	235,8	11:05'16.451	27	12.911	33.686	29.568	21.564	1'37.729	<b>236,8</b>	11:05'22.324
28	12.631	33.994	30.029	21.522	1'38.176	235,8	11:06'54.627	28	12.769	34.053	29.917	21.693	1'38.432	233,8	11:07'00.756
29	12.606	34.555	29.873	21.394	1'38.428	233,8	11:08'33.055	29	12.913	34.612	29.899	21.506	1'38.930	<b>236,8</b>	11:08'39.686
							Race Time 54'08.490								Race Time 54'15.121

433 BiRace Motorsport (1'36.593)							475 PS Performance (1'37.766)								
Lap	Seg.1	Seg.2	Seg.3	Seg.4	Lap Time	km/h	Local Time	Lap	Seg.1	Seg.2	Seg.3	Seg.4	Lap Time	km/h	Local Time
Paolo Calcagno							Giacomo Rinaldo								
1		36.729	47.771	43.382	2'31.511	231,3	10:16'56.076	1		37.820	48.294	42.769	2'32.968	228,3	10:16'57.533
2	35.432	58.477	41.771	28.288	2'43.968	101,3	10:19'40.044	2	35.204	58.934	42.369	27.504	2'44.011	92,9	10:19'41.544
3	31.303	46.188	31.284	21.664	2'10.439	105,0	10:21'50.483	3	31.292	46.850	30.902	21.678	2'10.722	100,4	10:21'52.266
4	13.254	33.919	33.683	36.156	1'57.012	233,8	10:23'47.495	4	13.181	34.466	36.080	33.644	1'57.371	232,8	10:23'49.637
5	36.274	1'08.127	37.678	28.318	2'50.397	125,9	10:26'37.892	5	37.704	1'06.875	38.550	27.407	2'50.536	115,5	10:26'40.173
6	28.576	49.004	49.470	35.026	2'42.076	131,1	10:29'19.968	6	28.540	49.827	49.930	33.780	2'42.077	142,1	10:29'22.250
7	17.572	43.085	34.379	29.902	2'04.938	118,8	10:31'24.906	7	17.891	42.825	34.332	29.168	2'04.216	114,8	10:31'26.466
8	13.151	34.199	35.388	21.512	1'44.250	234,8	10:33'09.156	8	13.603	35.229	33.072	21.682	1'43.586	229,3	10:33'10.052
9	12.998	33.608	30.610	21.502	1'38.718	235,8	10:34'47.874	9	12.852	33.782	30.453	21.356	1'38.443	233,8	10:34'48.495
10	12.943	34.511	29.879	21.568	1'38.901	234,8	10:36'26.775	10	13.314	34.210	30.116	22.759	1'40.399	233,8	10:36'28.894
11	13.010	34.147	30.644	1'27.426	2'45.227P	233,8	10:39'12.002	11	12.858	33.807	30.830	21.505	1'39.000	233,8	10:38'07.894
Roberto Muriglio							Giacomo Rinaldo								
12	17.139	33.784	29.066	21.025	1'41.014P	234,8	10:40'53.016	12	12.883	33.733	29.765	21.385	<b>1'37.766</b>	233,8	10:39'45.660
13	12.846	33.970	29.610	<b>20.890</b>	1'37.316	234,8	10:42'30.332	13	13.303	33.992	29.784	21.487	1'38.566	234,8	10:41'24.226
14	12.655	34.828	29.862	21.253	1'38.598	231,8	10:44'08.930	14	12.915	34.007	29.875	1'35.485	2'52.282P	233,3	10:44'16.508
15	13.201	33.879	29.754	21.388	1'38.222	234,8	10:45'47.152	15	16.824	34.680	29.812	<b>21.311</b>	1'42.627P	232,8	10:45'59.135
16	12.744	33.510	29.147	21.201	1'36.602	236,3	10:47'23.754	16	<b>12.706</b>	<b>33.608</b>	29.926	21.699	1'37.939	234,8	10:47'37.074
17	12.690	<b>33.371</b>	29.151	21.381	<b>1'36.593</b>	235,3	10:49'00.347	17	12.801	33.728	29.816	21.544	1'37.889	<b>235,8</b>	10:49'14.963
18	12.894	33.907	<b>29.038</b>	21.284	1'37.123	234,8	10:50'37.470	18	12.820	34.486	30.819	21.575	1'39.700	233,8	10:50'54.663
19	12.780	33.705	30.805	22.348	1'39.638	234,8	10:52'17.108	19	12.762	34.341	29.967	21.605	1'38.675	231,8	10:52'33.338
20	12.860	34.589	29.851	21.344	1'38.644	236,3	10:53'55.752	20	12.871	33.996	<b>29.756</b>	21.543	1'38.166	233,8	10:54'11.504
21	12.663	33.591	29.644	21.275	1'37.173	236,3	10:55'32.925	21	12.923	33.965	29.965	21.590	1'38.443	233,8	10:55'49.947
22	12.678	34.083	29.792	21.699	1'38.252	235,8	10:57'11.177	22	12.830	34.205	29.965	21.798	1'38.798	231,8	10:57'2



# ACI Racing Weekend Vallelunga, 23-24 Maggio 2026

## Campionato Italiano GT Sprint GTCup - Analisi Tempi Race 2

Vallelunga 4.085 m

Start at 10:14'24.565

8 / 9

27	12.894	33.964	30.130	21.701	1'38.689	232,8	11:05'48.612	28	12.832	34.166	30.741	22.155	1'39.894	240,5	11:07'15.629
28	12.955	34.081	30.457	22.058	1'39.551	233,8	11:07'28.163								Race Time 52'51.064

Race Time 53'03.598

488 APEX Competition (1'35.335)								559 Raptor Engineering (1'36.167)							
Lap	Seg.1	Seg.2	Seg.3	Seg.4	Lap Time	km/h	Local Time	Lap	Seg.1	Seg.2	Seg.3	Seg.4	Lap Time	km/h	Local Time
Luca Attianese								Giovanni Naldi							
1		35.385	43.511	42.743	2'23.093	231,8	10:16'47.658	1		37.686	48.337	42.655	2'33.335	231,3	10:16'57.900
2	35.683	58.169	40.625	29.256	2'43.733	83,1	10:19'31.391	2	35.311	59.058	42.389	27.371	2'44.129	86,7	10:19'42.029
3	31.865	46.072	32.030	22.012	2'11.979	140,4	10:21'43.370	3	31.254	47.700	30.586	21.731	2'11.271	109,2	10:21'53.300
4	13.100	33.612	32.108	36.040	1'54.860	232,8	10:23'38.230	4	13.869	34.347	34.954	33.447	1'56.617	236,8	10:23'49.917
5	35.655	1'07.767	38.555	28.026	2'50.003	127,7	10:26'28.233	5	37.830	1'06.969	38.536	27.273	2'50.608	101,4	10:26'40.525
6	28.896	48.633	49.890	35.199	2'42.618	138,6	10:29'10.851	6	28.619	49.875	49.908	33.604	2'42.006	119,5	10:29'22.531
7	17.568	43.917	36.378	30.796	2'08.659	118,8	10:31'19.510	7	17.985	42.791	34.309	29.144	2'04.229	109,2	10:31'26.760
8	13.040	33.810	32.006	21.409	1'40.265	232,8	10:32'59.775	8	13.568	35.244	33.315	21.827	1'43.954	233,8	10:33'10.714
9	12.725	33.224	29.968	21.299	1'37.216	236,3	10:34'36.991	9	12.976	33.990	30.658	21.579	1'39.203	236,8	10:34'49.917
10	12.710	33.061	29.318	21.150	1'36.239	234,8	10:36'13.230	10	13.241	34.475	29.606	1'43.104	3'00.426P	235,3	10:37'50.343
11	12.674	33.165	29.009	21.233	1'36.081	234,8	10:37'49.311	Matteo Cianfoni							
12	12.737	33.161	29.110	21.106	1'36.114	234,8	10:39'25.425	11	18.095	35.886	30.178	21.148	1'45.307P	233,8	10:39'35.650
13	12.723	33.241	29.138	21.199	1'36.301	235,3	10:41'01.726	12	12.599	33.335	29.462	21.172	1'36.568	235,8	10:41'12.218
14	12.767	33.513	29.273	1'47.790	3'03.343P	233,8	10:44'05.069	13	12.538	33.013	29.250	21.366	1'36.167	236,8	10:42'48.385
Paul Meijer								14	12.466	33.379	29.708	21.456	1'37.009	236,8	10:44'25.394
15	16.873	33.189	29.049	20.900	1'40.011P	234,8	10:45'45.080	15	12.622	33.996	30.240	21.561	1'38.419	237,9	10:46'03.813
16	12.619	33.173	29.181	21.372	1'36.345	235,3	10:47'21.425	16	12.780	33.911	29.805	21.419	1'37.915	233,3	10:47'41.728
17	12.693	33.352	29.072	21.341	1'36.458	235,8	10:48'57.883	17	12.695	33.517	29.632	21.302	1'37.146	235,8	10:49'18.874
18	12.659	33.068	28.962	21.099	1'35.788	235,8	10:50'33.671	18	12.695	34.274	29.474	21.397	1'37.840	235,3	10:50'56.714
19	12.636	33.110	29.155	20.991	1'35.892	235,3	10:52'09.563	19	12.493	33.589	29.674	21.883	1'37.639	236,3	10:52'34.353
20	12.551	32.964	28.911	20.909	1'35.335	235,8	10:53'44.898	20	12.587	33.996	29.820	21.470	1'37.873	235,8	10:54'12.226
21	12.623	33.076	29.064	20.997	1'35.760	236,3	10:55'20.658	21	12.706	34.148	29.932	21.388	1'38.174	235,8	10:55'50.400
22	12.651	33.097	29.066	21.216	1'36.030	236,3	10:56'56.688	22	12.627	34.000	31.170	21.362	1'39.159	235,8	10:57'29.559
23	12.598	33.069	29.085	21.043	1'35.795	234,8	10:58'32.483	23	12.566	33.832	31.176	21.492	1'39.066	237,9	10:59'08.625
24	12.597	33.263	29.137	21.075	1'36.072	233,8	11:00'08.555	24	12.894	34.493	30.939	21.621	1'39.947	235,3	11:00'48.572
25	12.737	33.127	29.246	20.979	1'36.089	235,8	11:01'44.644	25	12.942	35.413	30.109	21.667	1'40.131	237,9	11:02'28.703
26	12.690	33.307	29.225	21.112	1'36.334	235,3	11:03'20.978	26	14.000	34.494	30.050	21.831	1'40.375	238,9	11:04'09.078
27	12.619	33.140	29.195	21.114	1'36.068	236,8	11:04'57.046	27	12.602	33.436	30.165	21.780	1'37.983	237,4	11:05'47.061
28	12.661	34.140	30.074	21.282	1'38.157	237,4	11:06'35.203	28	12.987	34.051	30.362	21.905	1'39.305	236,8	11:07'26.366
29	12.832	33.414	29.207	21.339	1'36.792	236,3	11:08'11.995	Race Time 53'01.801							

Race Time 53'47.430

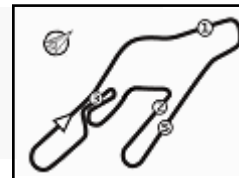
503 Easy Race (1'36.638)								559 Raptor Engineering (1'38.292)							
Lap	Seg.1	Seg.2	Seg.3	Seg.4	Lap Time	km/h	Local Time	Lap	Seg.1	Seg.2	Seg.3	Seg.4	Lap Time	km/h	Local Time
'Linos'								Riccardo Tirelli							
1		38.172	48.992	43.701	2'35.905	218,2	10:17'00.470	1		40.254	50.409	42.873	2'41.240	218,2	10:17'05.805
2	35.023	58.864	42.452	27.983	2'44.322	89,0	10:19'44.792	2	34.966	1'02.114	41.742	25.159	2'43.981	111,0	10:19'49.786
3	30.949	46.962	30.731	21.487	2'10.129	116,9	10:21'54.921	3	31.641	51.708	33.114	23.022	2'19.485	106,6	10:22'09.271
4	12.761	34.326	35.593	33.352	1'56.032	237,9	10:23'50.953	4	16.527	38.394	32.892	23.971	1'51.784	220,0	10:24'01.055
5	38.292	1'06.591	38.695	27.634	2'51.212	118,8	10:26'42.165	5	36.642	1'05.974	36.100	28.468	2'47.184	61,0	10:26'48.239
6	29.468	48.784	49.623	34.036	2'41.911	121,9	10:29'24.076	6	30.858	47.816	48.080	35.708	2'42.462	132,0	10:29'30.701
7	17.364	42.954	33.752	29.010	2'03.080	123,1	10:31'27.156	7	20.782	39.480	32.098	27.612	1'59.972	214,3	10:31'30.673
8	13.481	35.327	33.207	22.443	1'44.458	237,9	10:33'11.614	8	13.307	36.553	31.778	22.612	1'44.250	230,3	10:33'14.923
9	13.288	34.157	31.316	21.620	1'40.381	240,5	10:34'51.995	9	13.117	36.576	31.305	22.704	1'43.702	230,3	10:34'58.625
10	12.687	34.027	30.263	21.608	1'38.585	238,9	10:36'30.580	10	13.294	35.939	31.177	22.094	1'42.504	228,8	10:36'41.129
11	13.057	33.826	29.909	1'38.270	2'55.062P	239,5	10:39'25.642	11	13.002	35.701	30.941	21.667	1'41.311	232,8	10:38'22.440
Lorenzo Bontempelli								Massimo Navatta							
12	16.309	34.127	30.576	21.365	1'42.377P	237,4	10:41'08.019	12	13.083	35.432	31.629	21.907	1'42.051	231,8	10:40'04.491
13	13.080	34.002	29.852	21.563	1'38.497	238,9	10:42'46.516	13	13.218	36.267	31.596	1'36.605	2'57.686P	228,8	10:43'02.177
14	12.833	33.566	29.807	21.426	1'37.632	238,9	10:44'24.148	14	18.825	34.351	30.246	21.841	1'45.263P	234,8	10:44'47.440
15	12.856	33.502	29.530	21.383	1'37.271	238,9	10:46'01.419	15	13.460	34.415	30.127	21.788	1'39.790	235,3	10:46'27.230
16	12.657	33.328	29.390	21.263	1'36.638	237,9	10:47'38.057	16	13.395	34.173	29.952	21.733	1'39.253	236,3	10:48'06.483
17	12.610	33.746	29.593	21.394	1'37.343	240,0	10:49'15.400	17	13.347	33.867	29.485	21.593	1'38.292	232,8	10:49'44.775
18	12.710	33.525	29.655	21.387	1'37.277	241,6	10:50'52.677	18	13.207	34.738	30.161	21.862	1'39.968	236,3	10:51'24.743
19	12.617	33.580	29.594	21.580	1'37.371	238,9	10:52'30.048	19	13.322	34.492	30.381	21.917	1'40.112	235,8	10:53'04.855
20	12.689	33.508	29.646	21.373	1'37.216	240,5	10:54'07.264	20	13.466	34.115	30.097	22.767	1'40.445	235,8	10:54'45.300
21	12.731	33.593	29.647	21.461	1'37.432	239,5	10:55'44.696	21	13.284	33.922	30.837	22.799	1'40.842	235,3	10:56'26.142
22	12.736	33.625	29.885	21.680	1'37.926	239,5	10:57'22.622	22	13.209	34.346	31.271	22.074	1'40.900	235,3	10:58'07.042
23	12.664	33.548	30.269	21.623	1'38.104	240,0	10:59'00.726	23	13.432	34.286	30.163	22.017	1'39.898	233,8	10:59'46.940
24	12.604	33.752	30.881	21.530	1'38.767	239,5	11:00'39.493	24	13.532	34.222	30.717	21.906	1'40.377	237,4	11:01'27.317
25	12.865	33.582	30.091	21.744	1'38.282	241,6	11:02'17.775	25	13.348	34.318	29.932	22.070	1'39.668	236,3	11:03'06.985
26	12.672	33.709	30.055	21.702	1'38.138	241,1	11:03'55.913	26	13.133	34.102	30.525	22.021	1'39.781	237,9	11:04'46.766
27	12.796	34.210	31.089	21.727	1'39.822	239,5	11:05'35.735	27	13.428	34.259	31.756	22.151	1'41.594	236,8	11:06'28.360
Race Time 53'47.117								28	13.341	35.930	31.297	22.754	1'43.322	233,8	11:08'11.682

24/05/2026

P = Pits In/Out - C = Lap Time Cancelled

Powered by FICr PERUGIA TIMING





Vallelunga 4.085 m

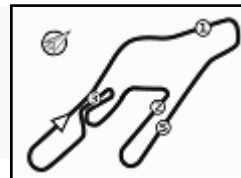
9 / 9

# ACI Racing Weekend Vallelunga, 23-24 Maggio 2026 Campionato Italiano GT Sprint GTCup - Analisi Tempi Race 2

Start at 10:14'24.565

571 SP Racing Team (1'36.247)							
Lap	Seg.1	Seg.2	Seg.3	Seg.4	Lap Time	km/h	Local Time
Massimo Abbati							
1		35.510	43.805	42.575	2'23.632	231,8	10:16'48.197
2	35.747	58.505	41.074	28.820	2'44.146	84,5	10:19'32.343
3	31.796			21.521	2'11.286	121,3	10:21'43.629
4	13.201			35.771	1'55.135	235,8	10:23'38.764
5	36.057	1'07.587	38.486	28.464	2'50.594	123,7	10:26'29.358
6	29.061			35.394	2'42.447	134,5	10:29'11.805
7	17.510			30.748	2'08.275	111,3	10:31'20.080
8	13.326	33.994	31.426	21.165	1'39.911	231,8	10:32'59.991
9	12.960	33.239	29.985	21.072	1'37.256	<b>238,4</b>	10:34'37.247
10	13.541	34.476	29.288	21.348	1'38.653	231,8	10:36'15.900
11	13.110	33.371	29.341	21.127	1'36.949	235,3	10:37'52.849
12	13.032			<b>20.992</b>	1'36.403	237,4	10:39'29.252
13	13.089			1'46.433	3'04.464P	234,8	10:42'33.716
14	16.516			21.045	1'40.623P	233,8	10:44'14.339
15	12.925	33.231	<b>29.060</b>	21.031	<b>1'36.247</b>	234,8	10:45'50.586
16	12.903			21.519	1'36.839	232,8	10:47'27.425
17	12.971	33.830	29.506	21.170	1'37.477	232,8	10:49'04.902
18	13.000			21.114	1'37.576	228,3	10:50'42.478
19	12.831	<b>33.222</b>	29.322	21.163	1'36.538	235,8	10:52'19.016
20	12.931			21.390	1'37.850	237,4	10:53'56.866
21	13.034			21.049	1'37.413	235,8	10:55'34.279
22	<b>12.829</b>			21.564	1'37.890	236,8	10:57'12.169
23	12.956	33.811	30.030	21.358	1'38.155	236,8	10:58'50.324
24	12.898			21.142	1'36.847	235,3	11:00'27.171
25	13.104			21.578	1'38.521	228,3	11:02'05.692
26	13.208			21.115	1'37.382	236,3	11:03'43.074
27	13.154			21.303	1'37.790	236,3	11:05'20.864
28	13.104			21.260	1'37.415	233,8	11:06'58.279
29	13.765			21.608	1'39.384	235,8	11:08'37.663
					Race Time	54'13.098	





Vallelunga 4.085 m

## ACI Racing Weekend Vallelunga, 23-24 Maggio 2026

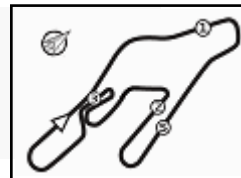
### Campionato Italiano GT Sprint GTCup - Pit Times Race 2

Start: 10:14'24.565 1: 10:35'24.565 / 10:45'24.565

No.	Entrant	Driver		Race Time	Local Time	Pit Time	Ref. Time	Difference	Penalty
101	Best Lap	S.COMANDINI	Pit IN	23'07.566	10:37'32.131				
		V.POSTIGLIONE	PIT OUT	24'45.134	10:39'09.699	<b>1'37.568</b> (1)	1'12.000		
106	Pollini Giacomo	M.POLLINI	Pit IN	21'25.998	10:35'50.563				
		G.POLLINI	PIT OUT	22'56.648	10:37'21.213	<b>1'30.650</b> (1)	1'29.000		
			Pit IN	42'03.757	10:56'28.322				
			PIT OUT	43'08.170	10:57'32.735	1'04.413			
			Pit IN	44'41.827	10:59'06.392				
			PIT OUT	45'07.920	10:59'32.485	26.093			
		Pit IN	46'47.653	11:01'12.218					
109	Zanasi Racing	A.FONTANA	Pit IN	4'41.846	10:19'06.411				
			PIT OUT	5'28.513	10:19'53.078	46.667			
			Pit IN	28'06.790	10:42'31.355				
		T.LOVATI	PIT OUT	29'24.619	10:43'49.184	<b>1'17.829</b> (1)	1'17.000		
111	Best Lap	L.PEGORARO	Pit IN	27'44.574	10:42'09.139				
		A.FRASSINETI	PIT OUT	29'13.040	10:43'37.605	<b>1'28.466</b> (1)	1'26.000		
			Pit IN	46'44.015	11:01'08.580				
			PIT OUT	47'55.545	11:02'20.110	1'11.530			
112	MRNC12	R.PANICCIÀ	Pit IN	21'27.532	10:35'52.097				
		F.CROCCOLINO	PIT OUT	22'44.920	10:37'09.485	<b>1'17.388</b> (1)	1'17.000		
117	MM Motorsport	M.BARTOSZUK	Pit IN	23'06.735	10:37'31.300				
		L.ARDUINI	PIT OUT	24'26.778	10:38'51.343	<b>1'20.043</b> (1)	1'20.000		
119	Zanasi Racing	M.SIMONINI	Pit IN	21'31.782	10:35'56.347				
			PIT OUT	21'57.742	10:36'22.307	25.960 (1)			
			Pit IN	25'13.962	10:39'38.527				
		M.SARTORI	PIT OUT	26'40.354	10:41'04.919	<b>1'26.392</b> (1)	1'17.000		
123	Double TT Racing	D.RODA	Pit IN	21'47.290	10:36'11.855				
		G.FISICHELLA	PIT OUT	23'04.398	10:37'28.963	<b>1'17.108</b> (1)	1'12.000		
147	CRM Competition	R.TUCCI	Pit IN	26'48.712	10:41'13.277				
			PIT OUT	28'13.110	10:42'37.675	<b>1'24.398</b> (1)	1'22.000		
			Pit IN	39'23.468	10:53'48.033				
			PIT OUT	39'49.981	10:54'14.546	26.513			
			Pit IN	54'28.451	11:08'53.016				
150	Spirit of Racing	A.MENDEZ	Pit IN	21'51.854	10:36'16.419				
163	DL Racing	M.BUCCI	Pit IN	29'55.093	10:44'19.658				
		P.AGOGLIA	PIT OUT	31'14.651	10:45'39.216	<b>1'19.558</b> (1)	1'17.000		
184	SF Squadra Corse	M.LANCELOTTI	Pit IN	27'35.812	10:42'00.377				
		P.ALESSI	PIT OUT	29'08.820	10:43'33.385	<b>1'33.008</b> (1)	1'32.000		
188	Spirit of Racing	F.SAMORUKOV	Pit IN	21'53.252	10:36'17.817				
		J.ROWLEDGE	PIT OUT	23'18.767	10:37'43.332	<b>1'25.515</b> (1)	1'17.000		
203	Zanasi Racing	V.PIRIA	Pit IN	27'56.928	10:42'21.493				
		G.GHERMANDI	PIT OUT	29'15.369	10:43'39.934	<b>1'18.441</b> (1)	1'17.000		
207	Invictus	A.LANCELOTTI	Pit IN	28'03.975	10:42'28.540				
		F.COASSIN	PIT OUT	29'34.598	10:43'59.163	<b>1'30.623</b> (1)	1'27.000		
208	Villorba Corse	L.PRIVITELIO	Pit IN	22'14.392	10:36'38.957				
		D.PRIVITELIO	PIT OUT	23'27.180	10:37'51.745	<b>1'12.788</b> (1)	1'12.000		
			Pit IN	40'54.829	10:55'19.394				
			PIT OUT	41'20.411	10:55'44.976	25.582			
211	Zanasi Racing	V.BRISELLI	Pit IN	21'44.462	10:36'09.027				
		L.DEMARCHI	PIT OUT	23'08.706	10:37'33.271	<b>1'24.244</b> (1)	1'17.000		
			Pit IN	29'49.026	10:44'13.591				

24/05/2026





Vallelunga 4.085 m

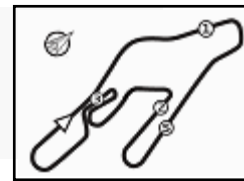
## ACI Racing Weekend Vallelunga, 23-24 Maggio 2026

### Campionato Italiano GT Sprint GTCup - Pit Times Race 2

Start: 10:14'24.565 1: 10:35'24.565 / 10:45'24.565

No.	Entrant	Driver		Race Time	Local Time	Pit Time	Ref. Time	Difference	Penalty
212	MRNC12	E.PIERANTONI	Pit IN	23'19.543	10:37'44.108				
		L.NICOLI	PIT OUT	24'41.519	10:39'06.084	<b>1'21.976</b>	(1)	1'21.000	
216	Target Racing	P.ALESSANDRI	Pit IN	29'56.735	10:44'21.300				
			PIT OUT	31'15.502	10:45'40.067	<b>1'18.767</b>	(1)	1'17.000	
221	MRNC12	F.LEVY	Pit IN	26'45.432	10:41'09.997				
		G.MARZIALETTI	PIT OUT	27'59.896	10:42'24.461	<b>1'14.464</b>	(1)	1'12.000	
231	Krypton by DL Racing	F.GALLI	Pit IN	25'06.629	10:39'31.194				
			PIT OUT	26'29.401	10:40'53.966	<b>1'22.772</b>	(1)	1'20.000	
251	Carminatì Ettore	B.PELLEGRINI	Pit IN	29'34.471	10:43'59.036				
		E.CARMINATI	PIT OUT	30'58.862	10:45'23.427	<b>1'24.391</b>	(1)	1'24.000	
272	DL Racing	R.CASTELLARIN	Pit IN	20'22.263	10:34'46.828				
288	DL Racing	F.DANIELE	Pit IN	21'41.138	10:36'05.703				
		G.OLIVA	PIT OUT	23'07.220	10:37'31.785	<b>1'26.082</b>	(1)	1'23.000	
401	A2 Motorsport	F.DAMINATO	Pit IN	28'25.477	10:42'50.042				
		D.LARINI	PIT OUT	29'55.795	10:44'20.360	<b>1'30.318</b>	(1)	1'29.000	
412	ZRS Motorsport	A.FULGORI	Pit IN	30'56.475	10:45'21.040				
			PIT OUT	32'29.074	10:46'53.639	<b>1'32.599</b>	(1)	1'31.000	
431	APEX Competition	V.MARZI	Pit IN	25'01.534	10:39'26.099				
		D.SANTI	PIT OUT	26'25.261	10:40'49.826	<b>1'23.727</b>	(1)	1'20.000	
433	BiRace Motorsport	P.CALCAGNO	Pit IN	23'32.990	10:37'57.555				
		R.MURIGLIO	PIT OUT	24'47.930	10:39'12.495	<b>1'14.940</b>	(1)	1'12.000	
445	ZRS Motorsport	I.TIMIS	Pit IN	28'21.096	10:42'45.661				
		C.CONTESSI	PIT OUT	29'44.560	10:44'09.125	<b>1'23.464</b>	(1)	1'23.000	
475	PS Performance	G.RINALDO	Pit IN	28'29.532	10:42'54.097				
			PIT OUT	29'52.430	10:44'16.995	<b>1'22.898</b>	(1)	1'22.000	
488	APEX Competition	L.ATTIANESE	Pit IN	28'05.665	10:42'30.230				
		P.MEIJER	PIT OUT	29'41.564	10:44'06.129	<b>1'35.899</b>	(1)	1'32.000	
503	Easy Race	'LINOS'	Pit IN	23'35.560	10:38'00.125				
		L.BONTEMPELLI	PIT OUT	25'01.576	10:39'26.141	<b>1'26.016</b>	(1)	1'24.000	
559	Raptor Engineering	G.NALDI	Pit IN	21'56.517	10:36'21.082				
		M.CIANFONI	PIT OUT	23'26.261	10:37'50.826	<b>1'29.744</b>	(1)	1'21.000	
569	Raptor Engineering	R.TIRELLI	Pit IN	27'17.096	10:41'41.661				
		M.NAVATTA	PIT OUT	28'38.100	10:43'02.665	<b>1'21.004</b>	(1)	1'17.000	
571	SP Racing Team	M.ABBATI	Pit IN	26'35.572	10:41'00.137				
			PIT OUT	28'09.638	10:42'34.203	<b>1'34.066</b>	(1)	1'32.000	
151		L.MEGNA							
429	BiRace Motorsport	G.STEFANIN							





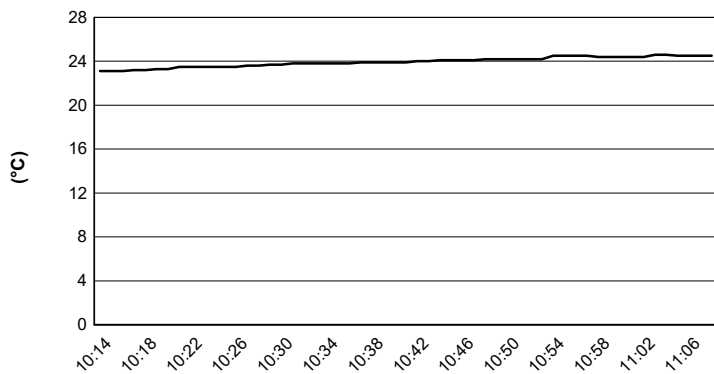
Vallelunga 4.085 m

# ACI Racing Weekend Vallelunga, 23-24 Maggio 2026

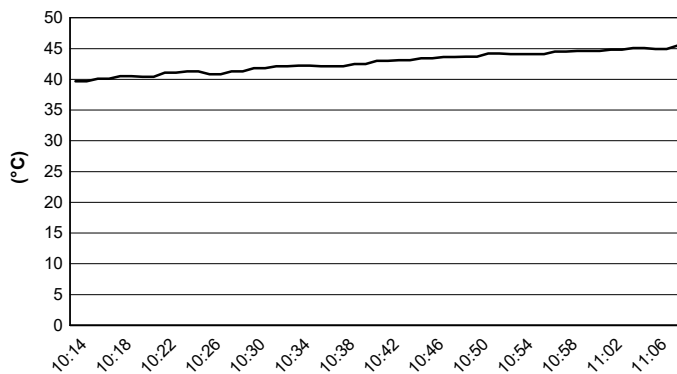
## Campionato Italiano GT Sprint GTCup - Meteo Race 2

Session started 10:15 - Session ended 11:09

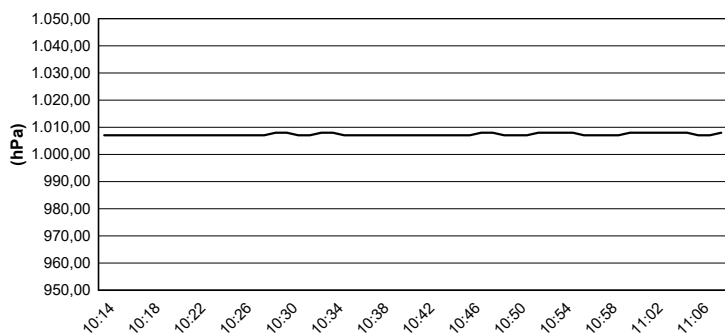
### Air Temperature



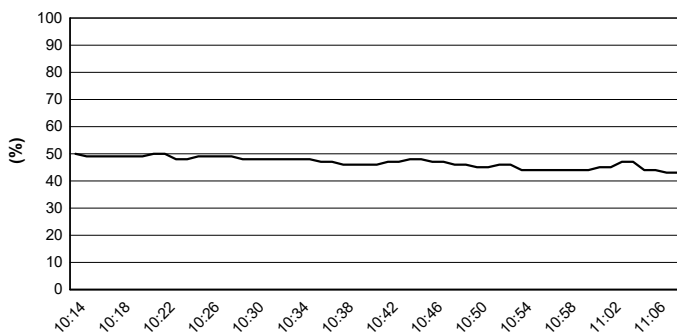
### Track Temperature



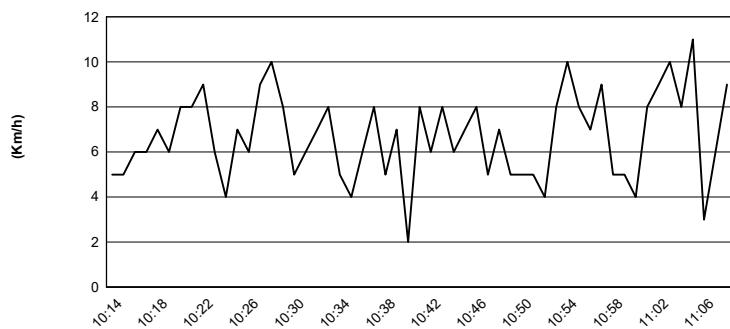
### Air Pressure



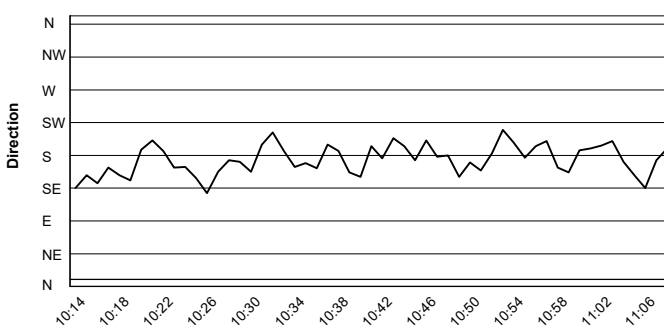
### Humidity

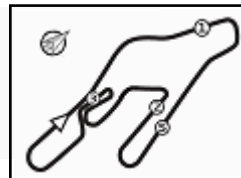


### Wind Speed



### Wind Direction





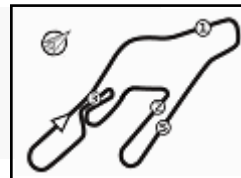
Vallelunga 4.085 m

**ACI Racing Weekend Vallelunga, 23-24 Maggio 2026**  
**Campionato Italiano GT Sprint GTCup - Griglia Gara 2 (Duration: 50' +1 Lap)**

**AMENDED**

19	216	<b>ALESSANDRI P.</b> Target Racing	Ferrari		
18	231	<b>GALLI F.</b> Krypton by DL Racing	Ferrari	163	<b>BUCCI M.</b> DL Racing
17	569	<b>TIRELLI R.</b> Raptor Engineering	McLaren 1'38.926	429	<b>STEFANIN G.</b> BiRace Motorsport
16	221	<b>LEVY F.</b> MRNC12	Ferrari 1'36.663	559	<b>NALDI G.</b> Raptor Engineering
15	401	<b>DAMINATO F.</b> A2 Motorsport	Porsche 1'36.406	445	<b>TIMIS I.</b> ZRS Motorsport
14	503	<b>'LINOS' .</b> Easy Race	Ferrari 1'36.228	475	<b>RINALDO G.</b> PS Performance
13	208	<b>PRIVITELIO L.</b> Villorba Corse	Lamborghini 1'36.030	188	<b>SAMORUKOV F.</b> Spirit of Racing
12	150	<b>MENDEZ A.</b> Spirit of Racing	Ferrari 1'35.911	433	<b>CALCAGNO P.</b> BiRace Motorsport
11	123	<b>RODA D.</b> Double TT Racing	Ferrari 1'35.396	431	<b>MARZI V.</b> APEX Competition
10	212	<b>PIERANTONI E.</b> MRNC12	Ferrari 1'34.908	571	<b>ABBATI M.</b> SP Racing Team
9	272	<b>CASTELLARIN R.</b> DL Racing	Lamborghini 1'34.820	211	<b>BRISSELLI V.</b> Zanasi Racing
8	412	<b>FULGORI A.</b> ZRS Motorsport	Porsche 1'34.698	488	<b>ATTIANESE L.</b> APEX Competition
7	101	<b>COMANDINI S.</b> Best Lap	Ferrari 1'34.395	288	<b>DANIELE F.</b> DL Racing
6	251	<b>PELLEGRINI B.</b> CRM Competition	Lamborghini 1'34.166	207	<b>LANCELOTTI A.</b> Invictus
5	117	<b>BARTOSZUK M.</b> MM Motorsport	Lamborghini 1'34.004	147	<b>TUCCI R.</b> CRM Competition
4	106	<b>POLLINI M.</b> Pollini Racing	Lamborghini 1'33.763	203	<b>PIRIA V.</b> Zanasi Racing
3	111	<b>PEGORARO L.</b> Best Lap	Ferrari 1'33.668	119	<b>SIMONINI M.</b> Zanasi Racing
2	109	<b>FONTANA A.</b> Zanasi Racing	Ferrari 1'33.303	112	<b>PANICCIÀ R.</b> MRNC12
1	184	<b>LANCELOTTI M.</b> SF Squadra Corse	Lamborghini 1'32.559	151	<b>MEGNA L.</b> Spirit of Racing





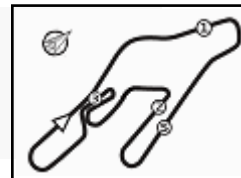
Vallelunga 4.085 m

## ACI Racing Weekend Vallelunga, 23-24 Maggio 2026 Campionato Italiano GT Sprint GTCup - Best Laps & Speed

1 / 2

No. Entrant Car	Best Lap		FP1		FP2		QP1		QP2		RC1		RC2	
	LL	SPD	LL	SPD	LL	SPD	LL	SPD	LL	SPD	LL	SPD	LL	SPD
1 184 SF SQUADRA CORSE Lamborghini Huracán ST Evo 2	1'32.278	116 252,3	1'34.403	25 247,1	1'34.154	23 248,8	1'32.278	6 252,3	1'32.559	8 251,2	1'34.042	25 248,8	1'33.148	29 249,4
2 106 POLLINI GIACOMO Lamborghini Huracán ST Evo 2	1'32.377	115 247,7	1'34.456	25 245,5	1'33.748	28 246,6	1'33.763	8 246,0	1'32.377	6 247,7	1'33.786	25 246,0	1'34.125	23 246,6
3 211 ZANASI RACING Ferrari 296 Challenge	1'32.752	101 257,1	1'34.561	24 252,3	1'35.426	27 257,1	1'34.839	6 248,8	1'32.752	6 252,3	1'35.578	25 250,6	1'35.593	13 250,0
4 151 SPIRIT OF RACING Ferrari 296 Challenge	1'32.888	82 250,6	1'34.356	18 250,0	1'33.490	22 250,6	1'33.218	9 247,7	1'32.888	8 249,4	1'34.494	25 250,0		
5 112 MRNC12 Ferrari 296 Challenge	1'33.076	108 252,3	1'35.019	21 248,3	1'34.578	18 252,3	1'33.527	7 248,3	1'33.076	9 250,0	1'34.907	24 250,0	1'34.010	29 250,0
6 117 MM MOTORSPORT Lamborghini Huracán ST Evo 2	1'33.106	125 251,2	1'35.607	25 249,4	1'35.185	29 248,3	1'34.004	8 251,2	1'33.106	9 251,2	1'35.191	25 248,8	1'34.290	29 250,0
7 123 DOUBLE TT RACING Ferrari 296 Challenge	1'33.134	118 248,8	1'33.947	24 247,7	1'33.659	28 248,8	1'33.134	8 246,6	1'35.396	8 247,7	1'34.758	21 248,8	1'33.812	29 248,3
8 109 ZANASI RACING Ferrari 296 Challenge	1'33.269	114 266,7	1'35.304	22 253,5	1'34.150	22 254,1	1'33.269	8 266,7	1'33.303	8 255,9	1'34.915	25 254,1	1'34.325	29 254,1
9 147 CRM COMPETITION Lamborghini Huracán ST Evo 2	1'33.299	108 248,8	1'36.773	7 247,1	1'34.924	32 248,3	1'34.059	9 248,3	1'33.299	7 248,8	1'36.012	25 244,9	1'35.193	28 246,6
10 272 DL RACING Lamborghini Huracán ST Evo 2	1'33.326	77 247,1	1'35.778	23 242,7	1'35.652	26 243,8	1'34.820	8 246,0	1'33.326	8 247,1	1'49.796	4 242,7	1'38.227	8 242,7
11 288 DL RACING Lamborghini Huracán ST Evo 2	1'33.327	83 251,2	1'40.250	5 242,7	1'37.810	8 247,7	1'33.327	8 251,2	1'34.665	8 248,8	1'35.099	25 248,8	1'34.119	29 251,2
12 101 BEST LAP Ferrari 296 Challenge	1'33.333	98 249,4	1'34.794	24 248,8	1'35.224	23 249,4	1'34.395	10 247,1	1'33.333	8 248,8	1'51.233	4 245,5	1'34.644	29 248,3
13 119 ZANASI RACING Ferrari 296 Challenge	1'33.370	116 252,3	1'36.077	25 247,1	1'34.555	23 252,3	1'33.370	7 250,0	1'33.685	7 250,0	1'36.981	25 249,4	1'35.714	29 248,8
14 114 OREGON TEAM Lamborghini Huracán ST Evo 2	1'33.455	81 247,7	1'35.856	26 243,8	1'35.203	20 245,5	1'33.455	9 247,7	1'33.687	9 247,1	1'35.379	17 245,5		
15 203 ZANASI RACING Ferrari 296 Challenge	1'33.466	118 253,5	1'35.199	24 252,3	1'35.530	28 253,5	1'33.466	6 251,2	1'33.891	6 253,5	1'35.868	25 251,2	1'35.358	29 251,2
16 251 CARMINATI ETTORE Lamborghini Huracán ST Evo 2	1'33.517	119 247,7	1'36.298	25 243,8	1'35.470	26 243,8	1'34.166	8 246,0	1'33.517	6 247,7	1'36.467	25 245,5	1'34.441	29 246,0
17 111 BEST LAP Ferrari 296 Challenge	1'33.529	106 249,4	1'34.541	21 247,7	1'35.767	17 248,8	1'33.668	7 247,7	1'33.529	8 247,7	1'34.894	25 249,4	1'34.580	28 247,7
18 231 KRYPTON BY DL RACING Ferrari 296 Challenge	1'33.606	90 248,8	1'35.856	8 248,8	1'35.180	11 248,3	1'33.606	9 246,6		8 247,1	1'36.587	25 246,6	1'35.928	29 246,6
19 212 MRNC12 Ferrari 296 Challenge	1'33.610	114 250,0	1'35.470	23 248,8	1'34.868	20 250,0	1'34.908	9 246,6	1'33.610	8 247,7	1'35.824	25 247,1	1'35.227	29 247,7
20 163 DL RACING Lamborghini Huracán ST Evo 2	1'33.655	85 248,8	1'36.074	23 244,9	1'34.534	11 244,9	1'33.655	4 247,7			1'34.441	18 246,6	1'35.458	29 248,8
21 488 APEX COMPETITION Porsche 911 Cup 992	1'33.761	86 238,9	1'35.299	20 238,9			1'34.742	7 237,9	1'33.761	5 238,4	1'35.687	25 236,3	1'35.335	29 237,4
22 208 VILLORBA CORSE Lamborghini Huracán ST Evo 2	1'33.777	126 246,6	1'36.642	25 243,8	1'35.716	30 242,7	1'33.777	8 246,6	1'36.030	9 246,6	1'35.500	25 242,7	1'34.847	29 244,3
23 188 SPIRIT OF RACING Ferrari 296 Challenge	1'33.831	102 248,8	1'34.901	25 247,1	1'34.144	28 248,8	1'33.831	7 247,7	1'36.191	9 247,7	1'53.564	4 247,1	1'34.740	29 248,8
24 207 INVICTUS Lamborghini Huracán ST Evo 2	1'33.924	123 254,7	1'36.390	23 250,0	1'34.767	29 251,2	1'33.924	9 254,7	1'34.313	8 252,3	1'36.485	25 248,8	1'35.137	29 252,3
25 150 SPIRIT OF RACING Ferrari 296 Challenge	1'34.274	91 249,4	1'36.125	25 246,0	1'34.862	15 249,4	1'34.274	8 248,8	1'35.911	9 248,3	1'35.960	25 248,8	1'38.411	9 246,6
26 412 ZRS MOTORSPORT Porsche 911 Cup 992	1'34.519	110 237,4	1'36.979	24 235,3	1'36.945	20 235,8	1'34.698	7 237,4	1'34.519	6 237,4	1'37.131	25 236,8	1'36.201	28 236,8





Vallelunga 4.085 m

## ACI Racing Weekend Vallelunga, 23-24 Maggio 2026 Campionato Italiano GT Sprint GTCup - Best Laps & Speed

2 / 2

No. Entrant	Car	Best Lap		FP1		FP2		QP1		QP2		RC1		RC2	
		LL	SPD	LL	SPD	LL	SPD	LL	SPD	LL	SPD	LL	SPD	LL	SPD
27	<b>216</b> TARGET RACING Ferrari 296 Challenge	<b>1'34.654</b>		1'35.528		1'35.523		<b>1'34.654</b>						1'35.294	
		86	249,4	20	246,0	29	<b>249,4</b>	8	244,9					29	247,1
28	<b>429</b> BIRACE MOTORSPORT Porsche 911 Cup 992	<b>1'34.887</b>		1'35.507				<b>1'34.887</b>		1'39.296		1'36.275		2'11.468	
		68	237,4	25	<b>237,4</b>			7	236,8	8	235,8	25	236,3	3	228,3
29	<b>503</b> EASY RACE Ferrari 488 Challenge	<b>1'35.000</b>		1'37.208		1'37.019		1'36.228		<b>1'35.000</b>		1'37.447		1'36.638	
		116	242,7	20	241,6	28	241,6	7	239,5	8	<b>242,7</b>	25	241,1	28	241,6
30	<b>431</b> APEX COMPETITION Porsche 911 Cup 992	<b>1'35.009</b>		1'36.284		1'36.567		1'35.604		<b>1'35.009</b>		1'37.352		1'36.537	
		114	238,9	24	237,4	24	237,9	8	237,9	4	<b>238,9</b>	25	237,4	29	<b>238,9</b>
31	<b>445</b> ZRS MOTORSPORT Porsche 911 Cup 992	<b>1'35.076</b>		1'38.055				<b>1'35.076</b>		1'36.460		1'37.140		1'36.521	
		90	237,4	20	234,8			7	<b>237,4</b>	9	235,8	25	236,8	29	236,8
32	<b>221</b> MRNC12 Ferrari 296 Challenge	<b>1'35.078</b>		1'37.209		1'35.726		<b>1'35.078</b>		1'36.663		1'36.786		1'36.750	
		104	248,8	19	245,5	16	<b>248,8</b>	6	244,9	9	248,3	25	246,0	29	246,6
33	<b>571</b> SP RACING TEAM Porsche 911 Cup 992	<b>1'35.169</b>		1'36.487		1'36.507		<b>1'35.169</b>		1'35.275		1'36.716		1'36.247	
		116	240,5	19	237,9	25	<b>240,5</b>	9	238,4	9	238,4	25	239,5	29	238,4
34	<b>433</b> BIRACE MOTORSPORT Porsche 911 Cup 992	<b>1'35.397</b>		1'37.422		1'36.705		1'35.958		<b>1'35.397</b>		1'37.195		1'36.593	
		125	237,9	25	235,8	30	236,3	8	237,4	8	236,8	25	<b>237,9</b>	29	236,8
35	<b>401</b> A2 MOTORSPORT Porsche 911 Cup 992	<b>1'35.684</b>		1'37.159		1'35.991		<b>1'35.684</b>		1'36.406		1'36.934		1'36.592	
		119	235,3	25	<b>235,3</b>	26	232,8	8	234,8	6	232,3	25	<b>235,3</b>	29	233,8
36	<b>475</b> PS PERFORMANCE Porsche 911 Cup 992	<b>1'36.017</b>		1'40.229		1'37.102		1'36.332		<b>1'36.017</b>		1'38.178		1'37.766	
		108	236,8	23	234,3	19	235,8	7	235,8	6	<b>236,8</b>	25	234,8	28	235,8
37	<b>559</b> RAPTOR ENGINEERING McLaren Artura Trophy Evo	<b>1'36.167</b>		1'37.116		1'37.114		1'37.244		1'36.214		1'37.724		<b>1'36.167</b>	
		119	239,5	22	238,4	30	<b>239,5</b>	9	237,9	5	238,4	25	238,4	28	238,9
38	<b>569</b> RAPTOR ENGINEERING McLaren Artura Trophy Evo	<b>1'37.532</b>		1'41.434		1'39.380		<b>1'37.532</b>		1'38.926				1'38.292	
		87	237,9	19	235,8	24	<b>237,9</b>	8	<b>237,9</b>	8	235,3			28	<b>237,9</b>
39	<b>209</b> VILLORBA CORSE Lamborghini Huracán ST Evo 2														

