
ACI Racing Weekend Mugello, 24-25 Agosto 2024
Camp. Ita. Gran Turismo Sprint GTCup - Classifica Qualifiche 2

Aut.Int. Mugello 5.245 m

1 / 2

Num.	Conduuttore	Naz	Concorrente	Team	Auto	Classe	Tempo	Dist.	Rel.	Giri
1	163 TRIBAUDINI Stephane	FRA	VSR	VSR	Lamborghini Huracán ST Evo 2	GTC1P	1'51.493			5
2	202 D'AURIA Ferdinando	ITA	HC Racing	HC Racing	Lamborghini Huracán ST Evo 2	GTC1A	1'51.517	0.024	0.024	7
3	162 BADAWI Ibrahim	EGY	DL Racing	DL Racing	Lamborghini Huracán ST Evo 2	GTC1P	1'51.923	0.430	0.406	6
4	177 RENMANS Gilles	BEL	Speed Lover	Double TT Racing	Ferrari 488 Challenge	GTC1P	1'51.954	0.461	0.031	6
5	121 MESSINA Rosario	ITA	MM Motorsport	MM Motorsport	Lamborghini Huracán ST Evo 2	GTC1P	1'52.275	0.782	0.321	7
6	133 PISANI Eugenio	ITA	SP Racing Team	SP Racing Team	Porsche 911 Cup 992	GTC2P	1'52.276	0.783	0.001	6
7	106 POLLINI Matteo	ITA	Pollini Giacomo	Giacomo Race	Lamborghini Huracán ST Evo 2	GTC1P	1'52.363	0.870	0.087	8
8	291 JACOMA Ivan	CHE	AMAG First Rennsport	Centro Porsche Ticino	Porsche 911 Cup 992	GTC2A	1'52.410	0.917	0.047	2
9	172 MAINETTI Alessandro	ITA	DL Racing	DL Racing	Lamborghini Huracán ST Evo 2	GTC1P	1'52.464	0.971	0.054	7
10	169 PALMA Andrea	ITA	Raptor Engineering	Raptor Engineering	Porsche 911 Cup 992	GTC2P	1'52.536	1.043	0.072	7
11	250 BORELLI Edoardo	ITA	AF Corse	AF Corse	Ferrari 488 Challenge	GTC1A	1'52.595	1.102	0.059	6
12	103 DI FABIO Diego	ITA	Easy Race	Easy Race	Ferrari 488 Challenge	GTC1P	1'53.044	1.551	0.449	5
13	224 LIANA Nicolò	ITA	ZRS Motorsport	ZRS Motorsport	Porsche 911 Cup 992	GTC2A	1'53.384	1.891	0.340	5
14	249 PELLEGRINI Bernardo	ITA	Carminatì Ettore	CRM Motorsport	Lamborghini Huracán ST Evo 2	GTC1A	1'53.731	2.238	0.347	7
15	288 RANDAZZO Piergiacomo	ITA	HC Racing	HC Racing	Lamborghini Huracán ST Evo 2	GTC1A	1'53.894	2.401	0.163	7
16	180 LOVATI Tommaso	ITA	Mertel Motorsport	Mertel Motorsport	Ferrari 488 Challenge	GTC1P	1'54.000	2.507	0.106	5
17	178 CROCCOLINO Filippo	ITA	Best Lap	Best Lap	Ferrari 488 Challenge	GTC1P	1'54.164	2.671	0.164	6
18	155 HANCOCK Samuel	GBR	Milner Christopher	RS Historics	Lamborghini Huracán ST Evo	GTC1P	1'54.380	2.887	0.216	7
19	272 DALOKAY Vedat Ali	TUR	DL Racing	DL Racing	Lamborghini Huracán ST Evo 2	GTC1A	1'54.478	2.985	0.098	7
20	233 ABBATI Massimo	ITA	SP Racing Team	SP Racing Team	Porsche 911 Cup 992	GTC2A	1'55.104	3.611	0.626	8
21	145 VAN DEN HENGEL Laura	NLD	SP Racing Team	SP Racing Team	Porsche 911 Cup 992	GTC2P	1'56.345	4.852	1.241	8
22	123 KOSIC Matej	SVN	LEMA Racing	LEMA Racing	Lamborghini Huracán ST Evo 2	GTC1P	1'56.425	4.932	0.080	5
23	223 FABIANI Fabio	ITA	SP Racing Team	SP Racing Team	Porsche 911 Cup 992	GTC2A	1'57.246	5.753	0.821	8
24	218 SIMONELLI Gianluigi	ITA	Best Lap	Best Lap	Ferrari 488 Challenge	GTC1A	1'57.455	5.962	0.209	7
25	280 BERNAZZANI Adriano	ITA	Pinetti Motorsport	Pinetti Motorsport	Ferrari 488 Challenge	GTC1A	1'59.088	7.595	1.633	6
26	111 PEGORARO Lorenzo	ITA	Best Lap	Best Lap	Ferrari 488 Challenge	GTC1P				0
27	205 BERGONZINI Matteo	ITA	Best Lap	Best Lap	Ferrari 488 Challenge	GTC1A				0

 Tempo di Qualificazione: (117% di 1'51.644): **2'10.624**

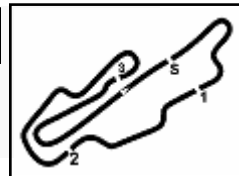
Umidità	47%	Aria	31°C
Condizioni	DRY	Pista	44°C

Stewards : Valerio Brizzolari Marco Tani Gabriele Lanceri

24/08/2024 Inizio 11:41 Fine 11:58

Esposta alle:




ACI Racing Weekend Mugello, 24-25 Agosto 2024
Camp. Ita. Gran Turismo Sprint GTCup - Classifica Qualifiche 2

Aut.Int. Mugello 5.245 m

2 / 2

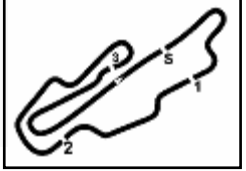
Penalty and Infringement
Fastest Laps Sequence

Num.	Concorrente	Naz	Team	Auto	Local Time	Tempo	Dist.	Media
133	E. PISANI	ITA	SP Racing Team	Porsche 911 Cup 992	11:45'18.306	1'53.402		166,505
103	D. DI FABIO	ITA	Easy Race	Ferrari 488 Challenge	11:45'24.518	1'53.071	-0.331	166,992
250	E. BORELLI	MCO	AF Corse	Ferrari 488 Challenge	11:45'26.667	1'53.028	-0.043	167,056
169	A. PALMA	ITA	Raptor Engineering	Porsche 911 Cup 992	11:45'29.991	1'52.739	-0.289	167,484
162	I. BADAWI	EGY	DL Racing	Lamborghini Huracán ST Evo 2	11:45'41.386	1'52.255	-0.484	168,206
202	F. D'AURIA	ITA	HC Racing	Lamborghini Huracán ST Evo 2	11:46'07.834	1'51.517	-0.738	169,319
163	S. TRIBAUDINI	ITA	VSR	Lamborghini Huracán ST Evo 2	11:46'17.044	1'51.493	-0.024	169,356

Stewards : Valerio Brizzolari Marco Tani Gabriele Lanceri

24/08/2024 Inizio 11:41 Fine 11:58

Esposta alle:



ACI Racing Weekend Mugello, 24-25 Agosto 2024

Camp. Ita. Gran Turismo Sprint GTCup - Best Sectors & Speed Qualifiche 2

Aut.Int. Mugello 5.245 m

MIGLIOR GIRO

1	163 TRIBAUDINI Stephane	Lamborghini Huracán ST Evo 2	1'51.493
2	202 D'AURIA Ferdinando	Lamborghini Huracán ST Evo 2	1'51.517
3	162 BADAWI Ibrahim	Lamborghini Huracán ST Evo 2	1'51.923
4	177 RENMANS Gilles	Ferrari 488 Challenge	1'51.954
5	121 MESSINA Rosario	Lamborghini Huracán ST Evo 2	1'52.275
6	133 PISANI Eugenio	Porsche 911 Cup 992	1'52.276
7	106 POLLINI Matteo	Lamborghini Huracán ST Evo 2	1'52.363
8	291 JACOMA Ivan	Porsche 911 Cup 992	1'52.410
9	172 MAINETTI Alessandro	Lamborghini Huracán ST Evo 2	1'52.464
10	169 PALMA Andrea	Porsche 911 Cup 992	1'52.536
11	250 BORELLI Edoardo	Ferrari 488 Challenge	1'52.595
12	103 DI FABIO Diego	Ferrari 488 Challenge	1'53.044
13	224 LIANA Nicolò	Porsche 911 Cup 992	1'53.384
14	249 PELLEGRINI Bernardo	Lamborghini Huracán ST Evo 2	1'53.731
15	288 RANDAZZO Piergiacomo	Lamborghini Huracán ST Evo 2	1'53.894
16	180 LOVATI Tommaso	Ferrari 488 Challenge	1'54.000
17	178 CROCCOLINO Filippo	Ferrari 488 Challenge	1'54.164
18	155 HANCOCK Samuel	Lamborghini Huracán ST Evo	1'54.380
19	272 DALOKAY Vedat Ali	Lamborghini Huracán ST Evo 2	1'54.478
20	233 ABBATI Massimo	Porsche 911 Cup 992	1'55.104
21	145 VAN DEN HENGEL Laura	Porsche 911 Cup 992	1'56.345
22	123 KOSIC Matej	Lamborghini Huracán ST Evo 2	1'56.245
23	223 FABIANI Fabio	Porsche 911 Cup 992	1'57.246
24	218 SIMONELLI Gianluigi	Ferrari 488 Challenge	1'57.455
25	280 BERNAZZANI Adriano	Ferrari 488 Challenge	1'59.088
26	111 PEGORARO Lorenzo	Ferrari 488 Challenge	
27	205 BERGONZINI Matteo	Ferrari 488 Challenge	

SPEED

1	250 BORELLI Edoardo	Ferrari 488 Challenge	269,3
2	103 DI FABIO Diego	Ferrari 488 Challenge	266,0
3	178 CROCCOLINO Filippo	Ferrari 488 Challenge	266,0
4	218 SIMONELLI Gianluigi	Ferrari 488 Challenge	265,4
5	180 LOVATI Tommaso	Ferrari 488 Challenge	264,7
6	223 FABIANI Fabio	Porsche 911 Cup 992	264,7
7	177 RENMANS Gilles	Ferrari 488 Challenge	264,1
8	233 ABBATI Massimo	Porsche 911 Cup 992	264,1
9	224 LIANA Nicolò	Porsche 911 Cup 992	262,1
10	145 VAN DEN HENGEL Laura	Porsche 911 Cup 992	261,5
11	162 BADAWI Ibrahim	Lamborghini Huracán ST Evo 2	260,2
12	169 PALMA Andrea	Porsche 911 Cup 992	259,6
13	202 D'AURIA Ferdinando	Lamborghini Huracán ST Evo 2	259,6
14	133 PISANI Eugenio	Porsche 911 Cup 992	259,6
15	155 HANCOCK Samuel	Lamborghini Huracán ST Evo	259,6
16	249 PELLEGRINI Bernardo	Lamborghini Huracán ST Evo 2	257,8
17	121 MESSINA Rosario	Lamborghini Huracán ST Evo 2	257,8
18	163 TRIBAUDINI Stephane	Lamborghini Huracán ST Evo 2	257,1
19	280 BERNAZZANI Adriano	Ferrari 488 Challenge	256,5
20	291 JACOMA Ivan	Porsche 911 Cup 992	256,5
21	272 DALOKAY Vedat Ali	Lamborghini Huracán ST Evo 2	256,5
22	172 MAINETTI Alessandro	Lamborghini Huracán ST Evo 2	255,9
23	106 POLLINI Matteo	Lamborghini Huracán ST Evo 2	255,9
24	123 KOSIC Matej	Lamborghini Huracán ST Evo 2	255,3
25	288 RANDAZZO Piergiacomo	Lamborghini Huracán ST Evo 2	254,7

SEG. 1

1	202 D'AURIA Ferdinando	26.848
2	250 BORELLI Edoardo	26.868
3	177 RENMANS Gilles	26.872
4	106 POLLINI Matteo	26.954
5	169 PALMA Andrea	26.955
6	162 BADAWI Ibrahim	27.053
7	172 MAINETTI Alessandro	27.087
8	121 MESSINA Rosario	27.128
9	224 LIANA Nicolò	27.130
10	103 DI FABIO Diego	27.137
11	163 TRIBAUDINI Stephane	27.185
12	133 PISANI Eugenio	27.199
13	291 JACOMA Ivan	27.207
14	180 LOVATI Tommaso	27.229
15	233 ABBATI Massimo	27.307
16	249 PELLEGRINI Bernardo	27.358
17	288 RANDAZZO Piergiacomo	27.419
18	272 DALOKAY Vedat Ali	27.429
19	178 CROCCOLINO Filippo	27.449
20	155 HANCOCK Samuel	27.571
21	145 VAN DEN HENGEL Lau	27.815
22	218 SIMONELLI Gianluigi	27.907
23	223 FABIANI Fabio	27.993
24	123 KOSIC Matej	28.052
25	280 BERNAZZANI Adriano	28.424

SEG. 2

1	163 TRIBAUDINI Stephane	22.596
2	202 D'AURIA Ferdinando	22.674
3	121 MESSINA Rosario	22.772
4	106 POLLINI Matteo	22.793
5	162 BADAWI Ibrahim	22.816
6	133 PISANI Eugenio	22.831
7	291 JACOMA Ivan	22.833
8	250 BORELLI Edoardo	22.842
9	172 MAINETTI Alessandro	22.889
10	177 RENMANS Gilles	22.895
11	224 LIANA Nicolò	22.953
12	103 DI FABIO Diego	22.997
13	169 PALMA Andrea	23.064
14	180 LOVATI Tommaso	23.160
15	249 PELLEGRINI Bernardo	23.241
16	178 CROCCOLINO Filippo	23.246
17	155 HANCOCK Samuel	23.298
18	288 RANDAZZO Piergiacomo	23.421
19	272 DALOKAY Vedat Ali	23.438
20	233 ABBATI Massimo	23.691
21	145 VAN DEN HENGEL Lau	23.870
22	223 FABIANI Fabio	24.176
23	123 KOSIC Matej	24.188
24	218 SIMONELLI Gianluigi	24.232
25	280 BERNAZZANI Adriano	24.408

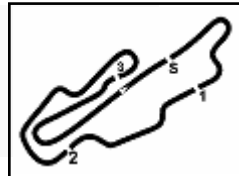
SEG. 3

1	163 TRIBAUDINI Stephane	34.974
2	202 D'AURIA Ferdinando	35.174
3	133 PISANI Eugenio	35.182
4	162 BADAWI Ibrahim	35.209
5	172 MAINETTI Alessandro	35.368
6	106 POLLINI Matteo	35.419
7	169 PALMA Andrea	35.429
8	177 RENMANS Gilles	35.475
9	121 MESSINA Rosario	35.595
10	291 JACOMA Ivan	35.599
11	249 PELLEGRINI Bernardo	35.979
12	288 RANDAZZO Piergiacomo	36.056
13	250 BORELLI Edoardo	36.104
14	224 LIANA Nicolò	36.127
15	103 DI FABIO Diego	36.149
16	180 LOVATI Tommaso	36.333
17	155 HANCOCK Samuel	36.458
18	272 DALOKAY Vedat Ali	36.481
19	178 CROCCOLINO Filippo	36.536
20	123 KOSIC Matej	36.578
21	145 VAN DEN HENGEL Lau	36.722
22	233 ABBATI Massimo	36.897
23	223 FABIANI Fabio	37.239
24	218 SIMONELLI Gianluigi	37.834
25	280 BERNAZZANI Adriano	37.959

SEG. 4

1	250 BORELLI Edoardo	26.459
2	103 DI FABIO Diego	26.491
3	163 TRIBAUDINI Stephane	26.496
4	162 BADAWI Ibrahim	26.510
5	202 D'AURIA Ferdinando	26.530
6	169 PALMA Andrea	26.645
7	155 HANCOCK Samuel	26.694
8	121 MESSINA Rosario	26.694
9	177 RENMANS Gilles	26.712
10	133 PISANI Eugenio	26.713
11	224 LIANA Nicolò	26.736
12	178 CROCCOLINO Filippo	26.764
13	291 JACOMA Ivan	26.771
14	233 ABBATI Massimo	26.798
15	180 LOVATI Tommaso	26.827
16	288 RANDAZZO Piergiacomo	26.831
17	249 PELLEGRINI Bernardo	26.890
18	106 POLLINI Matteo	26.907
19	272 DALOKAY Vedat Ali	26.921
20	172 MAINETTI Alessandro	26.939
21	145 VAN DEN HENGEL Lau	27.100
22	218 SIMONELLI Gianluigi	27.226
23	123 KOSIC Matej	27.301
24	223 FABIANI Fabio	27.412
25	280 BERNAZZANI Adriano	27.948





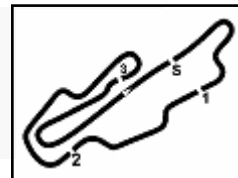
ACI Racing Weekend Mugello, 24-25 Agosto 2024

Camp. Ita. Gran Turismo Sprint GT Cup - Ideal Time Qualifiche 2

Aut.Int. Mugello 5.245 m

Num. Concorrente	Conditore	Auto	Seg. 1	Seg. 2	Seg. 3	Seg. 4	Ideal Time		
			Diff. 1	Diff. 2	Diff. 3	Diff. 4	Miglior Giro	Pos.	Diff.
1	202 D'AURIA F. (ITA) HC RACING	Lamborghini Huracán ST Evo 2	26.848 +0.144	22.674 +0.147	35.174	26.530	1'51.226 1'51.517	2	0.291
2	163 TRIBAUDINI S. (FRA) VSR	Lamborghini Huracán ST Evo 2	27.185 +0.088	22.596 +0.154	34.974	26.496	1'51.251 1'51.493	1	0.242
3	162 BADAWI I. (EGY) DL RACING	Lamborghini Huracán ST Evo 2	27.053	22.816	35.209	26.510 +0.335	1'51.588 1'51.923	3	0.335
4	133 PISANI E. (ITA) SP RACING TEAM	Porsche 911 Cup 992	27.199 +0.160	22.831 +0.191	35.182	26.713	1'51.925 1'52.276	6	0.351
5	177 RENMANS G. (BEL) SPEED LOVER	Ferrari 488 Challenge	26.872	22.895	35.475	26.712	1'51.954 1'51.954	4	
6	106 POLLINI M. (ITA) POLLINI GIACOMO	Lamborghini Huracán ST Evo 2	26.954 +0.245	22.793 +0.045	35.419	26.907	1'52.073 1'52.363	7	0.290
7	169 PALMA A. (ITA) RAPTOR ENGINEERING	Porsche 911 Cup 992	26.955	23.064 +0.222	35.429 +0.076	26.645 +0.145	1'52.093 1'52.536	10	0.443
8	121 MESSINA R. (ITA) MM MOTORSPORT	Lamborghini Huracán ST Evo 2	27.128	22.772	35.595 +0.075	26.694 +0.011	1'52.189 1'52.275	5	0.086
9	250 BORELLI E. (ITA) AF CORSE	Ferrari 488 Challenge	26.868 +0.288	22.842	36.104 +0.022	26.459 +0.012	1'52.273 1'52.595	11	0.322
10	172 MAINETTI A. (ITA) DL RACING	Lamborghini Huracán ST Evo 2	27.087 +0.070	22.889 +0.111	35.368	26.939	1'52.283 1'52.464	9	0.181
11	291 JACOMA I. (CHE) AMAG FIRST RENNSPORT	Porsche 911 Cup 992	27.207	22.833	35.599	26.771	1'52.410 1'52.410	8	
12	103 DI FABIO D. (ITA) EASY RACE	Ferrari 488 Challenge	27.137	22.997 +0.184	36.149	26.491 +0.086	1'52.774 1'53.044	12	0.270
13	224 LIANA N. (ITA) ZRS MOTORSPORT	Porsche 911 Cup 992	27.130 +0.231	22.953 +0.144	36.127	26.736 +0.063	1'52.946 1'53.384	13	0.438
14	249 PELLEGRINI B. (ITA) CARMINATI ETTORE	Lamborghini Huracán ST Evo 2	27.358 +0.007	23.241 +0.142	35.979 +0.033	26.890 +0.081	1'53.468 1'53.731	14	0.263
15	180 LOVATI T. (ITA) MERTEL MOTORSPORT	Ferrari 488 Challenge	27.229	23.160	36.333	26.827 +0.451	1'53.549 1'54.000	16	0.451
16	288 RANDAZZO P. (ITA) HC RACING	Lamborghini Huracán ST Evo 2	27.419	23.421 +0.012	36.056	26.831 +0.155	1'53.727 1'53.894	15	0.167
17	178 CROCCOLINO F. (ITA) BEST LAP	Ferrari 488 Challenge	27.449	23.246 +0.138	36.536	26.764 +0.031	1'53.995 1'54.164	17	0.169
18	155 HANCOCK S. (GBR) MILNER CHRISTOPHER	Lamborghini Huracán ST Evo	27.571 +0.121	23.298 +0.136	36.458	26.694 +0.102	1'54.021 1'54.380	18	0.359
19	272 DALOKAY V. (TUR) DL RACING	Lamborghini Huracán ST Evo 2	27.429	23.438 +0.030	36.481 +0.138	26.921 +0.041	1'54.269 1'54.478	19	0.209
20	233 ABBATI M. (ITA) SP RACING TEAM	Porsche 911 Cup 992	27.307 +0.201	23.691 +0.210	36.897	26.798	1'54.693 1'55.104	20	0.411
21	145 VAN DEN HENGEL L. (N) SP RACING TEAM	Porsche 911 Cup 992	27.815 +0.136	23.870 +0.434	36.722 +0.268	27.100	1'55.507 1'56.345	21	0.838
22	123 KOSIC M. (SVN) LEMA RACING	Lamborghini Huracán ST Evo 2	28.052 +0.255	24.188	36.578	27.301 +0.051	1'56.119 1'56.425	22	0.306
23	223 FABIANI F. (ITA) SP RACING TEAM	Porsche 911 Cup 992	27.993	24.176	37.239 +0.426	27.412	1'56.820 1'57.246	23	0.426
24	218 SIMONELLI G. (ITA) BEST LAP	Ferrari 488 Challenge	27.907 +0.001	24.232 +0.015	37.834	27.226 +0.240	1'57.199 1'57.455	24	0.256
25	280 BERNAZZANI A. (ITA) PINETTI MOTORSPORT	Ferrari 488 Challenge	28.424 +0.046	24.408 +0.293	37.959 +0.010	27.948	1'58.739 1'59.088	25	0.349
	111 PEGORARO L. (ITA) BEST LAP	Ferrari 488 Challenge							
	205 BERGONZINI M. (ITA) BEST LAP	Ferrari 488 Challenge							
Ideal Time Assoluto			26.848	22.596	34.974	26.459	1'50.877		





ACI Racing Weekend Mugello, 24-25 Agosto 2024

Camp. Ita. Gran Turismo Sprint GTCup - Analisi Tempi Qualifiche 2

Aut.Int. Mugello 5.245 m

1 / 3

103 Easy Race (1'53.044)

Giro	Seg.1	Seg.2	Seg.3	Seg.4	T. Giro	km/h	Local Time
Diego Di Fabio							
1							
2	37.729	24.539	38.493	28.407	2'09.168P	146,5	11:43'31.447
3	27.255	22.997	36.328	26.491	1'53.071	265,4	11:45'24.518
4	27.137	23.181	36.149	26.577	1'53.044	266,0	11:47'17.562
5	27.492	23.569	39.049	28.391	1'58.501	264,1	11:49'16.063
6	27.502	23.656	38.293	26.651	1'56.102	262,8	11:51'12.165

4	28.217		28.787	41.161	27.362	2'05.527	261,5	11:47'45.178
5	27.815		24.347	37.292	27.259	1'56.713	259,0	11:49'41.891
6	28.203		24.412	36.722	27.123	1'56.460	259,6	11:51'38.351
7	31.274		30.987	41.043	27.322	2'10.626	259,0	11:53'48.977
8	27.884		23.870	37.055	27.571	1'56.380	260,2	11:55'45.357
9	28.063		24.135	37.161	27.650	1'57.009	259,0	11:57'42.366

155 Milner Christopher (1'54.380)

Giro	Seg.1	Seg.2	Seg.3	Seg.4	T. Giro	km/h	Local Time
Samuel Hancock							
1							
2	40.954	26.280	38.874	29.781	2'15.889P	120,9	11:43'42.198
3	27.809	23.741	36.666	27.500	1'55.716	257,1	11:45'37.914
4	27.692	23.434	36.458	26.796	1'54.380	259,6	11:47'32.294
5	27.706	23.532	36.824	26.827	1'54.889	259,0	11:49'27.183
6	27.571	23.298	36.897	26.694	1'54.460	257,8	11:51'21.643
7	31.266	26.067	40.482	28.181	2'05.996	234,3	11:53'27.639
8	27.794	23.694	36.969	28.456	1'56.913	257,8	11:55'24.552

106 Pollini Giacomo (1'52.363)

Giro	Seg.1	Seg.2	Seg.3	Seg.4	T. Giro	km/h	Local Time
Matteo Pollini							
1							
2	35.484	24.645	36.174	27.929	2'04.232P	168,8	11:44'13.244
3	27.199	22.838	35.419	26.907	1'52.363	253,5	11:46'05.607
4	26.954	22.835	36.032	28.723	1'54.544	254,7	11:48'00.151
5	28.115	23.460	37.108	28.962	1'57.645	253,5	11:49'57.796
6	27.182	22.793	36.198	26.986	1'53.159	254,1	11:51'50.955
7	27.439	23.111	36.247	26.968	1'53.765	254,7	11:53'44.720
8	27.216	23.316	36.212	30.246	1'56.990	255,9	11:55'41.710
9	27.271	23.054	35.916	27.382	1'53.623	254,1	11:57'35.333

162 DL Racing (1'51.923)

Giro	Seg.1	Seg.2	Seg.3	Seg.4	T. Giro	km/h	Local Time
Ibrahim Badawi							
1							
2	38.647	29.098	48.469	31.931	2'28.145P	158,8	11:43'49.131
3	27.257	22.981	35.507	26.510	1'52.255	257,1	11:45'41.386
4	32.980	28.878	47.040	36.875	2'25.773	259,0	11:48'07.159
5	29.687	30.023	38.001	28.226	2'05.937	201,5	11:50'13.096
6	27.053	22.816	35.209	26.845	1'51.923	258,4	11:52'05.019
7	27.643	25.627	42.299	31.722	2'07.291	260,2	11:54'12.310

121 MM Motorsport (1'52.275)

Giro	Seg.1	Seg.2	Seg.3	Seg.4	T. Giro	km/h	Local Time
Rosario Messina							
1		27.861	39.017	27.408		109,5	
2	27.787	23.175	35.796	26.854	1'53.612	255,3	11:45'20.432
3	27.331	22.859	35.704	26.793	1'52.687	257,1	11:47'13.119
4	27.221	23.115	35.856	26.812	1'53.004	256,5	11:49'06.123
5	27.336	22.843	36.148	27.783	1'54.110	256,5	11:51'00.233
6	27.273	22.793	35.595	26.694	1'52.355	255,9	11:52'52.588
7	27.479	24.836	38.506	29.033	1'59.854	257,8	11:54'52.442
8	27.128	22.772	35.670	26.705	1'52.275	257,1	11:56'44.717

163 VSR (1'51.493)

Giro	Seg.1	Seg.2	Seg.3	Seg.4	T. Giro	km/h	Local Time
Stephane Tribaudini							
1							
2	37.312	24.319	36.954	27.210	2'05.795P	164,6	11:44'25.551
3	27.273	22.750	34.974	26.496	1'51.493	255,9	11:46'17.044
4	27.185	22.606	43.413	36.920	2'10.124	257,1	11:48'27.168
5	27.328	22.596	39.166	2'31.066	4'00.156P	255,3	11:52'27.324
6	37.032	23.618	41.012	27.486	2'09.148P	169,3	11:54'36.472

123 LEMA Racing (1'56.425)

Giro	Seg.1	Seg.2	Seg.3	Seg.4	T. Giro	km/h	Local Time
Matej Kosic							
1		27.988	39.717	28.362		110,0	
2	28.726	24.335	37.126	27.301	1'57.488	254,1	11:45'25.735
3	28.307	24.188	36.578	27.352	1'56.425	255,3	11:47'22.160
4	29.369	24.654	37.257	28.074	1'59.354	254,1	11:49'21.514
5	28.052	24.235	36.730	27.457	1'56.474	254,7	11:51'17.988
6	28.125	24.752	37.195	28.027	1'58.099	255,3	11:53'16.087

169 Raptor Engineering (1'52.536)

Giro	Seg.1	Seg.2	Seg.3	Seg.4	T. Giro	km/h	Local Time
Andrea Palma							
1							
2	39.896	29.342	44.495	29.649	2'23.382P	132,8	11:43'37.252
3	27.534	23.131	35.429	26.645	1'52.739	257,8	11:45'29.991
4	26.955	23.286	35.505	26.790	1'52.536	258,4	11:47'22.527
5	27.604	24.442	38.363	27.552	1'57.961	259,6	11:49'20.488
6	27.184	23.064	38.366	1'33.183	3'01.797P	257,8	11:52'22.285
7	34.856	23.792	36.606	27.576	2'02.830P	170,1	11:54'25.115
8	27.198	23.149	36.141	26.763	1'53.251	258,4	11:56'18.366

133 SP Racing Team (1'52.276)

Giro	Seg.1	Seg.2	Seg.3	Seg.4	T. Giro	km/h	Local Time
Eugenio Pisani							
1		27.019	39.356	27.225		106,2	
2	27.588	23.242	35.826	26.746	1'53.402	255,9	11:45'18.306
3	27.359	23.022	35.182	26.713	1'52.276	258,4	11:47'10.582
4	27.214	23.217	35.927	1'14.811	2'41.169P	258,4	11:49'51.751
5	35.539	25.989	38.646	27.427	2'07.601P	173,4	11:51'59.352
6	27.199	22.831	39.873	26.882	1'56.785	259,6	11:53'56.137
7	27.351	23.747	39.910	29.235	2'00.243	259,0	11:55'56.380

172 DL Racing (1'52.464)

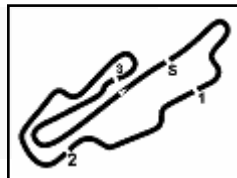
Giro	Seg.1	Seg.2	Seg.3	Seg.4	T. Giro	km/h	Local Time
Alessandro Mainetti							
1							
2	39.059	25.519	39.203	28.948	2'12.729P	115,4	11:43'41.062
3	27.606	23.476	36.304	28.934	1'56.320	255,9	11:45'37.382
4	27.157	23.000	35.368	26.939	1'52.464	254,1	11:47'29.846
5	27.304	23.329	43.504	28.649	2'02.786	254,1	11:49'32.632
6	27.362	23.035	35.939	27.089	1'53.425	251,7	11:51'26.057
7	27.087	22.889	35.807	27.098	1'52.881	254,7	11:53'18.938

145 SP Racing Team (1'56.345)

Giro	Seg.1	Seg.2	Seg.3	Seg.4	T. Giro	km/h	Local Time
Laura van den Hengel							
1							
2	42.032	29.314	42.918	29.889	2'24.153P	141,7	11:43'43.306
3	27.951	24.304	36.990	27.100	1'56.345	259,0	11:45'39.651

24/08/2024

P = Box In/Out - C = Tempo Invalidato



ACI Racing Weekend Mugello, 24-25 Agosto 2024

Camp. Ita. Gran Turismo Sprint GTCup - Analisi Tempi Qualifiche 2

Aut.Int. Mugello 5.245 m

2 / 3

177 Speed Lover (1'51.954)							
Giro	Seg.1	Seg.2	Seg.3	Seg.4	T. Giro	km/h	Local Time
Gilles Renmans							
1							
2	37.101	26.971	40.869	30.251	2'15.192P	142,7	11:43'32.106
3	27.314	23.542	36.220	26.770	1'53.846	263,4	11:45'25.952
4	27.357	23.817	36.669	3'18.628	4'46.471P	264,1	11:50'12.423
5	35.798	27.906	44.270	27.721	2'15.695P	162,2	11:52'28.118
6	26.872	22.895	35.475	26.712	1'51.954	262,1	11:54'20.072
7	26.925	22.998	36.090	28.236	1'54.249	262,8	11:56'14.321

178 Best Lap (1'54.164)							
Giro	Seg.1	Seg.2	Seg.3	Seg.4	T. Giro	km/h	Local Time
Filippo Croccolino							
1							
2	41.442	32.936	49.072	31.625	2'35.075P	127,4	11:44'08.135
3	27.591	23.517	36.868	30.257	1'58.233	260,9	11:46'06.368
4	27.572	23.246	37.322	27.002	1'55.142	262,1	11:48'01.510
5	28.047	23.590	37.043	28.909	1'57.589	266,0	11:49'59.099
6	27.449	23.384	36.536	26.795	1'54.164	262,1	11:51'53.263
7	27.477	23.500	36.706	26.764	1'54.447	262,8	11:53'47.710

180 Mertel Motorsport (1'54.000)							
Giro	Seg.1	Seg.2	Seg.3	Seg.4	T. Giro	km/h	Local Time
Tommaso Lovati							
1							
2	36.849	24.653	37.017	27.497	2'06.016P	170,9	11:44'28.101
3	27.229	23.160	36.333	27.278	1'54.000	264,7	11:46'22.101
4	27.469	23.907	38.345	28.274	1'57.995	262,1	11:48'20.096
5	27.461	23.387	36.802	30.020	1'57.670	262,8	11:50'17.766
6	27.577	23.403	36.763	26.827	1'54.570	263,4	11:52'12.336

202 HC Racing (1'51.517)							
Giro	Seg.1	Seg.2	Seg.3	Seg.4	T. Giro	km/h	Local Time
Ferdinando D'Auria							
1							
2	35.574	23.968	36.228	27.720	2'03.490P	168,5	11:44'16.317
3	26.992	22.821	35.174	26.530	1'51.517	256,5	11:46'07.834
4	26.848	22.810	36.332	27.158	1'53.148	259,6	11:48'00.982
5	31.170	25.364	39.609	33.303	2'09.446	257,1	11:50'10.428
6	27.340	22.674	36.027	27.173	1'53.214	255,9	11:52'03.642
7	26.979	23.095	37.220	26.759	1'54.053	257,1	11:53'57.695
8	27.114	23.024	36.046	27.299	1'53.483	258,4	11:55'51.178

218 Best Lap (1'57.455)							
Giro	Seg.1	Seg.2	Seg.3	Seg.4	T. Giro	km/h	Local Time
Gianluigi Simonelli							
1							
2	41.353	28.457	39.979	28.704	2'18.493P	147,5	11:43'38.668
3	28.808	24.965	39.318	27.421	2'00.512	264,1	11:45'39.180
4	28.446	24.902	38.065	27.314	1'58.727	265,4	11:47'37.907
5	27.907	24.741	38.323	27.428	1'58.399	264,1	11:49'36.306
6	27.970	24.384	37.924	27.413	1'57.691	264,7	11:51'33.997
7	27.908	24.247	37.834	27.466	1'57.455	264,7	11:53'31.452
8	27.998	24.232	38.160	27.226	1'57.616	265,4	11:55'29.068

223 SP Racing Team (1'57.246)							
Giro	Seg.1	Seg.2	Seg.3	Seg.4	T. Giro	km/h	Local Time
Fabio Fabiani							
1							

2	45.212	29.134	41.907	33.413	2'29.666P	120,5	11:43'55.257
3	28.820	26.659	38.202	28.021	2'01.702	262,8	11:45'56.959
4	28.276	24.392	37.578	27.641	1'57.887	264,7	11:47'54.846
5	28.356	24.494	37.239	27.661	1'57.750	262,8	11:49'52.596
6	27.993	24.176	37.665	27.412	1'57.246	264,7	11:51'49.842
7	28.458	30.668	42.859	28.118	2'10.103	262,8	11:53'59.945
8	28.040	24.822	37.927	27.803	1'58.592	264,1	11:55'58.537
9	28.258	24.687	38.071	27.641	1'58.657	263,4	11:57'57.194

224 ZRS Motorsport (1'53.384)							
Giro	Seg.1	Seg.2	Seg.3	Seg.4	T. Giro	km/h	Local Time
Nicolò Liana							
1							
2	46.204	26.536	38.818	26.736	2'18.294P	151,0	11:46'00.599
3	27.130	25.059	49.559	26.987	2'08.735	262,1	11:48'09.334
4	27.562	22.969	1'00.970	28.919	2'20.420	259,6	11:50'29.754
5	27.361	23.097	36.127	26.799	1'53.384	259,0	11:52'23.138
6	27.290	22.953	36.173	27.290	1'53.706	260,2	11:54'16.844

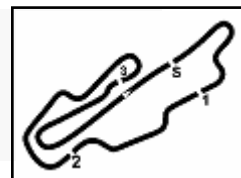
233 SP Racing Team (1'55.104)							
Giro	Seg.1	Seg.2	Seg.3	Seg.4	T. Giro	km/h	Local Time
Massimo Abbati							
1							
2	40.014	28.916	40.287	28.022	2'17.239P	157,4	11:43'56.215
3	28.519	25.009	37.696	27.187	1'58.411	263,4	11:45'54.626
4	27.743	24.134	37.168	26.902	1'55.947	262,1	11:47'50.573
5	27.737	23.943	37.058	27.041	1'55.779	264,1	11:49'46.352
6	27.508	23.901	36.897	26.798	1'55.104	263,4	11:51'41.456
7	27.551	23.857	36.934	27.321	1'55.663	263,4	11:53'37.119
8	27.583	24.000	37.160	26.842	1'55.585	264,1	11:55'32.704
9	27.307	23.691	38.065	27.333	1'56.396	264,1	11:57'29.100

249 Carminat Ettore (1'53.731)							
Giro	Seg.1	Seg.2	Seg.3	Seg.4	T. Giro	km/h	Local Time
Bernardo Pellegrini							
1							
2	40.533	27.389	39.425	28.303	2'15.650P	130,4	11:43'28.474
3	27.796	23.627	36.296	27.009	1'54.728	255,9	11:45'23.202
4	27.365	23.383	36.012	26.971	1'53.731	257,8	11:47'16.933
5	27.435	23.513	36.013	27.057	1'54.018	257,8	11:49'10.951
6	29.303	26.879	46.260	27.732	2'10.174	243,8	11:51'21.125
7	27.358	23.418	36.497	27.323	1'54.596	257,1	11:53'15.721
8	27.656	23.241	35.979	26.890	1'53.766	256,5	11:55'09.487

250 AF Corse (1'52.595)							
Giro	Seg.1	Seg.2	Seg.3	Seg.4	T. Giro	km/h	Local Time
Edoardo Borelli							
1							
2	39.239	26.616	41.329	30.635	2'17.819P	132,5	11:43'33.639
3	27.245	23.220	36.104	26.459	1'53.028	267,3	11:45'26.667
4	27.607	26.636	38.957	3'07.420	4'40.620P	269,3	11:50'07.287
5	39.091	25.951	37.311	27.475	2'09.828P	175,3	11:52'17.115
6	26.868	23.080	36.209	26.727	1'52.884	267,3	11:54'09.999
7	27.156	22.842	36.126	26.471	1'52.595	265,4	11:56'02.594

272 DL Racing (1'54.478)							
Giro	Seg.1	Seg.2	Seg.3	Seg.4	T. Giro	km/h	Local Time
Vedat Ali Dalokay							
1							
2	41.337	29.605	41.535	31.113	2'23.590P	116,6	11:43'53.641
3	28.362	25.323	37.846	27.383	1'58.914	254,7	11:45'52.555
4	27.850	23.883	37.582	27.187	1'56.502	255,3	11:47'49.057

24/08/2024 P = Box In/Out - C = Tempo Invalidato



ACI Racing Weekend Mugello, 24-25 Agosto 2024

Camp. Ita. Gran Turismo Sprint GTCup - Analisi Tempi Qualifiche 2

5	27.802	23.534	36.481	27.072	1'54.889	255,3	11:49'43.946
6	27.721	23.751	36.563	26.921	1'54.956	256,5	11:51'38.902
7	31.885	25.431	38.700	28.082	2'04.098	219,1	11:53'43.000
8	27.429	23.468	36.619	26.962	1'54.478	255,3	11:55'37.478

280 Pinetti Motorsport (1'59.088)

Giro	Seg.1	Seg.2	Seg.3	Seg.4	T. Giro	km/h	Local Time
Adriano Bernazzani							
1							
2	41.900	28.383	42.856	31.570	2'24.709P	117,1	11:43'52.336
3	29.378	26.675	40.501	29.896	2'06.450	253,5	11:45'58.786
4	28.424	24.408	38.599	28.714	2'00.145	256,5	11:47'58.931
5	30.826	24.970	38.474	28.295	2'02.565	252,3	11:50'01.496
6	28.470	24.701	37.969	27.948	1'59.088	253,5	11:52'00.584
7	28.676	26.046	41.834	33.930	2'10.486	255,3	11:54'11.070

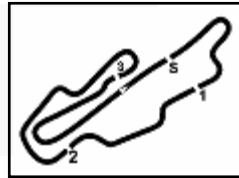
288 HC Racing (1'53.894)

Giro	Seg.1	Seg.2	Seg.3	Seg.4	T. Giro	km/h	Local Time
Piergiacomo Randazzo							
1							
2	37.065	24.679	39.696	31.587	2'13.027P	163,6	11:44'40.122
3	43.766	23.973	36.991	27.270	2'12.000	251,2	11:46'52.122
4	27.419	23.622	36.333	26.831	1'54.205	251,7	11:48'46.327
5	27.554	23.632	37.718	30.153	1'59.057	254,1	11:50'45.384
6	27.419	23.433	36.056	26.986	1'53.894	254,1	11:52'39.278
7	27.671	25.108	42.990	30.255	2'06.024	254,7	11:54'45.302
8	27.489	23.421	36.459	27.076	1'54.445	251,7	11:56'39.747

291 AMAG First Rennsport (1'52.410)

Giro	Seg.1	Seg.2	Seg.3	Seg.4	T. Giro	km/h	Local Time
Ivan Jacoma							
1							
2	37.097	26.261	40.936	28.197	2'12.491P	169,8	11:45'04.569
3	27.207	22.833	35.599	26.771	1'52.410	254,7	11:46'56.979

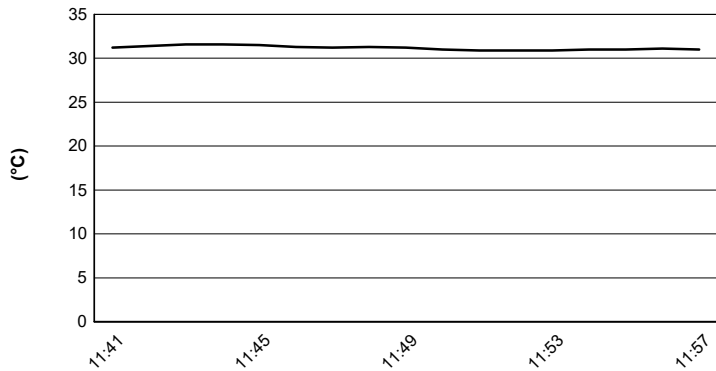




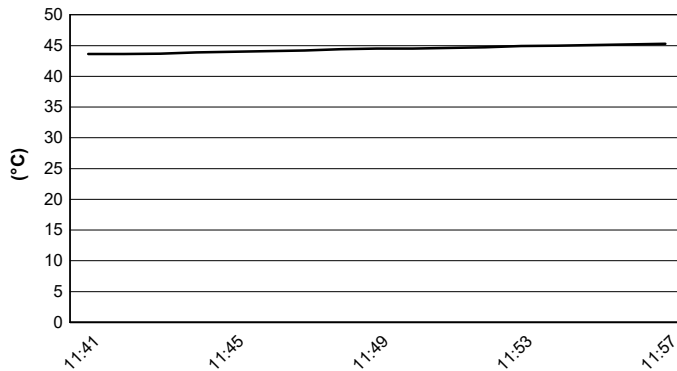
Aut.Int. Mugello 5.245 m

ACI Racing Weekend Mugello, 24-25 Agosto 2024
Camp. Ita. Gran Turismo Sprint GTCup - Meteo Qualifiche 2
 Session started 11:41 - Session ended 11:58


Air Temperature



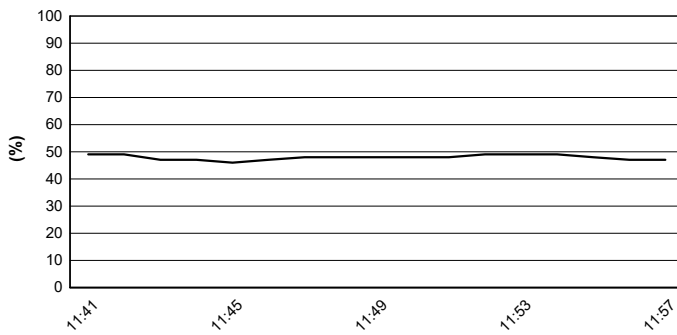
Track Temperature



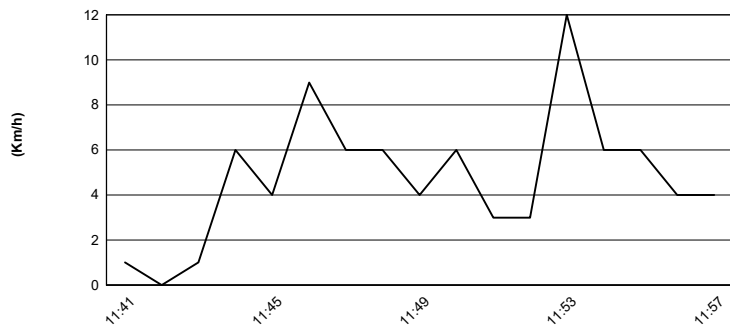
Air Pressure



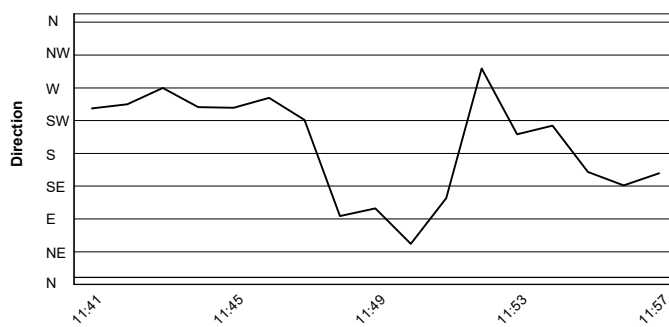
Humidity



Wind Speed



Wind Direction



24/08/2024