
ACI Racing Weekend Imola, 1-2 Giugno 2024
Camp. Ita. Gran Turismo Sprint GTCup - Classifica Qualifiche 2

Imola Circuit 4.909 m

1 / 2

Num.	Conduttore	Naz	Concorrente	Team	Auto	Classe	Tempo	Dist.	Rel.	Giri
1	155 HANCOCK Samuel	GBR	Milner Christopher	RS Historics	Lamborghini Huracán ST Evo	GTC1P	1'44.531			7
2	196 ALI Largim	DNK	Target Racing	Target Racing	Lamborghini Huracán ST Evo 2	GTC1P	1'44.667	0.136	0.136	7
3	177 RENMANS Gilles	BEL	Speed Lover	Double TT Racing	Ferrari 488 Challenge	GTC1P	1'45.291	0.760	0.624	7
4	172 SCIONTI Federico	ITA	DL Racing	DL Racing	Lamborghini Huracán ST Evo 2	GTC1P	1'45.398	0.867	0.107	8
5	111 PATRINICOLA Simone	ITA	Best Lap	Best Lap	Ferrari 488 Challenge	GTC1P	1'45.414	0.883	0.016	7
6	121 RAFFETTI Mattia	ITA	MM Motorsport	MM Motorsport	Lamborghini Huracán ST Evo 2	GTC1P	1'45.792	1.261	0.378	7
7	224 LIANA Nicolò	ITA	ZRS Motorsport	ZRS Motorsport	Porsche 911 Cup 992	GTC2A	1'45.834	1.303	0.042	8
8	133 PISANI Eugenio	ITA	SP Racing Team	SP Racing Team	Porsche 911 Cup 992	GTC2P	1'45.927	1.396	0.093	9
9	250 CASÈ Lorenzo	MCO	AF Corse	AF Corse	Ferrari 488 Challenge	GTC1A	1'46.131	1.600	0.204	8
10	163 ZANON Ignazio	ITA	VSR	VSR	Lamborghini Huracán ST Evo 2	GTC1A	1'46.247	1.716	0.116	8
11	202 D'AURIA Ferdinando	ITA	HC Racing	HC Racing	Lamborghini Huracán ST Evo 2	GTC1A	1'46.351	1.820	0.104	6
12	106 POLLINI Matteo	ITA	Pollini Giacomo	Giacomo Race	Lamborghini Huracán ST Evo 2	GTC1P	1'46.412	1.881	0.061	8
13	277 ERCOLI Gianmarco	ITA	Locke Mark Adrian	Double TT Racing	Ferrari 488 Challenge	GTC1A	1'46.716	2.185	0.304	8
14	162 BADAWI Ibrahim	EGY	DL Racing	DL Racing	Lamborghini Huracán ST Evo 2	GTC1P	1'47.168	2.637	0.452	7
15	288 CLEMENTI PISANI Alberto	ITA	HC Racing	HC Racing	Lamborghini Huracán ST Evo 2	GTC1A	1'47.168	2.637		7
16	239 HAN Huilin	CHN	Target Racing	Target Racing	Lamborghini Huracán ST Evo 2	GTC1A	1'47.585	3.054	0.417	6
17	249 PELLEGRINI Bernardo	ITA	Carminati Ettore	CRM Motorsport	Lamborghini Huracán ST Evo 2	GTC1A	1'47.585	3.054		8
18	223 ZANINI Stefano	MCO	SP Racing Team	SP Racing Team	Porsche 911 Cup 992	GTC2A	1'47.674	3.143	0.089	8
19	178 BUCCI Mattia	ITA	Best Lap	Best Lap	Ferrari 488 Challenge	GTC1P	1'47.678	3.147	0.004	7
20	109 LOCANTO Diego	ITA	DL Racing	DL Racing	Lamborghini Huracán ST Evo 2	GTC1P	1'47.926	3.395	0.248	7
21	180 TRENTIN Mauro	ITA	Mertel Motorsport	Mertel Motorsport	Ferrari 488 Challenge	GTC1P	1'48.226	3.695	0.300	7
22	103 PIERANTONI Emiliano	ITA	Easy Race	Easy Race	Ferrari 488 Challenge	GTC1P	1'48.367	3.836	0.141	6
23	169 NAVATTA Massimo	ITA	Raptor Engineering	Raptor Engineering	Porsche 911 Cup 992	GTC2P	1'48.996	4.465	0.629	8
24	218 NALDI Giovanni	CHE	Best Lap	Best Lap	Ferrari 488 Challenge	GTC1A	1'49.337	4.806	0.341	7
25	280 BRISELLI Victor	ITA	Briselli Victor	Officina Pinetti	Ferrari 488 Challenge	GTC1A	1'49.884	5.353	0.547	7
26	272 TAGLIAPIETRA Nicola	ITA	DL Racing	DL Racing	Lamborghini Huracán ST Evo 2	GTC1A	1'50.093	5.562	0.209	7
27	281 LA MARCA Michele	ITA	Mertel Motorsport	Mertel Motorsport	Ferrari 488 Challenge	GTC1A	1'50.768	6.237	0.675	7
28	233 GRISI Alberto	ITA	SP Racing Team	SP Racing Team	Porsche 911 Cup 992	GTC2A	1'51.076	6.545	0.308	8
29	205 MARI Ivan	CHE	Best Lap	Best Lap	Ferrari 488 Challenge	GTC1A	1'51.133	6.602	0.057	7
30	229 STEFANIN Giovanni	ITA	Stefanin Giovanni	Officina Pinetti	Ferrari 488 Challenge	GTC1A	1'51.265	6.734	0.132	7
31	201 PRIVITELIO Luciano	SMR	Scuderia Villorba Corse	Villorba Corse	Lamborghini Huracán ST Evo 2	GTC1A	1'51.878	7.347	0.613	6

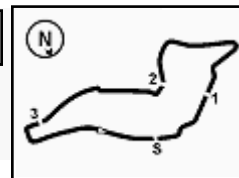
Tempo di Qualificazione: (117% di 1'44.830): 2'02.651

Umidità	32%	ARIA	28°C
Condizioni	DRY	Pista	44°C

Stewards : Valerio Brizzolari Marino Tassinari Gabriele Lancieri

01/06/2024 Inizio 12:10 Fine 12:31

Esposta alle:


ACI Racing Weekend Imola, 1-2 Giugno 2024
Camp. Ita. Gran Turismo Sprint GTCup - Classifica Qualifiche 2

Imola Circuit 4.909 m

2 / 2

Penalty and Infringement
Fastest Laps Sequence

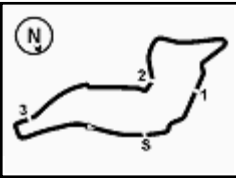
Num.	Concorrente	Naz	Team	Auto	Local Time	Tempo	Dist.	Media
224	N. LIANA	ITA	ZRS Motorsport	Porsche 911 Cup 992	12:13'45.965	1'47.285		164,724
106	M. POLLINI	ITA	Giacomo Race	Lamborghini Huracán ST Evo 2	12:13'49.713	1'47.197	-0.088	164,859
172	F. SCIONTI	ITA	DL Racing	Lamborghini Huracán ST Evo 2	12:13'54.388	1'46.609	-0.588	165,768
250	L. CASÈ	ITA	AF Corse	Ferrari 488 Challenge	12:14'15.055	1'46.254	-0.355	166,322
196	L. ALI	ITA	Target Racing	Lamborghini Huracán ST Evo 2	12:14'44.116	1'45.623	-0.631	167,316
111	S. PATRINICOLA	ITA	Best Lap	Ferrari 488 Challenge	12:15'22.694	1'45.441	-0.182	167,605
111	S. PATRINICOLA	ITA	Best Lap	Ferrari 488 Challenge	12:17'08.108	1'45.414	-0.027	167,648
177	G. RENMANS	BEL	Double TT Racing	Ferrari 488 Challenge	12:24'50.802	1'45.291	-0.123	167,843
155	S. HANCOCK	GBR	RS Historics	Lamborghini Huracán ST Evo	12:26'25.078	1'45.110	-0.181	168,132
196	L. ALI	ITA	Target Racing	Lamborghini Huracán ST Evo 2	12:28'02.834	1'44.995	-0.115	168,317
155	S. HANCOCK	GBR	RS Historics	Lamborghini Huracán ST Evo	12:28'09.609	1'44.531	-0.464	169,064

Stewards : Valerio Brizzolari Marino Tassinari Gabriele Lancieri

01/06/2024 Inizio 12:10 Fine 12:31

Esposta alle:





ACI Racing Weekend Imola, 1-2 Giugno 2024

Camp. Ita. Gran Turismo Sprint GTCup - Best Sectors & Speed Qualifiche 2

Imola Circuit 4.909 m

MIGLIOR GIRO			
1	155 HANCOCK Samuel	Lamborghini Huracán ST Evo	1'44.531
2	196 ALI Largim	Lamborghini Huracán ST Evo 2	1'44.667
3	177 RENMANS Gilles	Ferrari 488 Challenge	1'45.291
4	172 SCIONTI Federico	Lamborghini Huracán ST Evo 2	1'45.398
5	111 PATRINICOLA Simone	Ferrari 488 Challenge	1'45.414
6	121 RAFFETTI Mattia	Lamborghini Huracán ST Evo 2	1'45.792
7	224 LIANA Nicolò	Porsche 911 Cup 992	1'45.834
8	133 PISANI Eugenio	Porsche 911 Cup 992	1'45.927
9	250 CASÈ Lorenzo	Ferrari 488 Challenge	1'46.131
10	163 ZANON Ignazio	Lamborghini Huracán ST Evo 2	1'46.247
11	202 D'AURIA Ferdinando	Lamborghini Huracán ST Evo 2	1'46.351
12	106 POLLINI Matteo	Lamborghini Huracán ST Evo 2	1'46.412
13	277 ERCOLI Gianmarco	Ferrari 488 Challenge	1'46.716
14	162 BADAWI Ibrahim	Lamborghini Huracán ST Evo 2	1'47.168
15	288 CLEMENTI PISANI Alberto	Lamborghini Huracán ST Evo 2	1'47.168
16	239 HAN Huilin	Lamborghini Huracán ST Evo 2	1'47.585
17	249 PELLEGRINI Bernardo	Lamborghini Huracán ST Evo 2	1'47.585
18	223 ZANINI Stefano	Porsche 911 Cup 992	1'47.674
19	178 BUCCI Mattia	Ferrari 488 Challenge	1'47.678
20	109 LOCANTO Diego	Lamborghini Huracán ST Evo 2	1'47.926
21	180 TRENTIN Mauro	Ferrari 488 Challenge	1'48.226
22	103 PIERANTONI Emiliano	Ferrari 488 Challenge	1'48.367
23	169 NAVATTA Massimo	Porsche 911 Cup 992	1'48.996
24	218 NALDI Giovanni	Ferrari 488 Challenge	1'49.337
25	280 BRISELLI Victor	Ferrari 488 Challenge	1'49.884
26	272 TAGLIAPIETRA Nicola	Lamborghini Huracán ST Evo 2	1'50.093
27	281 LA MARCA Michele	Ferrari 488 Challenge	1'50.768
28	233 GRISI Alberto	Porsche 911 Cup 992	1'51.076
29	205 MARI Ivan	Ferrari 488 Challenge	1'51.133
30	229 STEFANIN Giovanni	Ferrari 488 Challenge	1'51.265
31	201 PRIVITELIO Luciano	Lamborghini Huracán ST Evo 2	1'51.878

SPEED			
1	155 HANCOCK Samuel	Lamborghini Huracán ST Evo	274,1
2	163 ZANON Ignazio	Lamborghini Huracán ST Evo 2	274,1
3	223 ZANINI Stefano	Porsche 911 Cup 992	272,7
4	218 NALDI Giovanni	Ferrari 488 Challenge	272,0
5	250 CASÈ Lorenzo	Ferrari 488 Challenge	271,4
6	233 GRISI Alberto	Porsche 911 Cup 992	270,7
7	177 RENMANS Gilles	Ferrari 488 Challenge	270,0
8	111 PATRINICOLA Simone	Ferrari 488 Challenge	270,0
9	277 ERCOLI Gianmarco	Ferrari 488 Challenge	270,0
10	224 LIANA Nicolò	Porsche 911 Cup 992	270,0
11	121 RAFFETTI Mattia	Lamborghini Huracán ST Evo 2	268,7
12	280 BRISELLI Victor	Ferrari 488 Challenge	268,0
13	103 PIERANTONI Emiliano	Ferrari 488 Challenge	267,3
14	180 TRENTIN Mauro	Ferrari 488 Challenge	267,3
15	133 PISANI Eugenio	Porsche 911 Cup 992	267,3
16	249 PELLEGRINI Bernardo	Lamborghini Huracán ST Evo 2	266,0
17	288 CLEMENTI PISANI Alberto	Lamborghini Huracán ST Evo 2	266,0
18	202 D'AURIA Ferdinando	Lamborghini Huracán ST Evo 2	265,4
19	205 MARI Ivan	Ferrari 488 Challenge	264,7
20	169 NAVATTA Massimo	Porsche 911 Cup 992	264,7
21	106 POLLINI Matteo	Lamborghini Huracán ST Evo 2	264,7
22	229 STEFANIN Giovanni	Ferrari 488 Challenge	264,7
23	201 PRIVITELIO Luciano	Lamborghini Huracán ST Evo 2	264,1
24	162 BADAWI Ibrahim	Lamborghini Huracán ST Evo 2	263,4
25	196 ALI Largim	Lamborghini Huracán ST Evo 2	263,4
26	109 LOCANTO Diego	Lamborghini Huracán ST Evo 2	263,4
27	178 BUCCI Mattia	Ferrari 488 Challenge	262,8
28	272 TAGLIAPIETRA Nicola	Lamborghini Huracán ST Evo 2	262,1
29	281 LA MARCA Michele	Ferrari 488 Challenge	261,5
30	239 HAN Huilin	Lamborghini Huracán ST Evo 2	261,5
31	172 SCIONTI Federico	Lamborghini Huracán ST Evo 2	261,5

SEG. 1		
1	155 HANCOCK Samuel	21.723
2	172 SCIONTI Federico	21.769
3	202 D'AURIA Ferdinando	21.805
4	250 CASÈ Lorenzo	21.818
5	177 RENMANS Gilles	21.838
6	106 POLLINI Matteo	21.845
7	121 RAFFETTI Mattia	21.860
8	111 PATRINICOLA Simone	21.899
9	224 LIANA Nicolò	21.971
10	196 ALI Largim	22.013
11	133 PISANI Eugenio	22.037
12	163 ZANON Ignazio	22.160
13	180 TRENTIN Mauro	22.172
14	178 BUCCI Mattia	22.186
15	162 BADAWI Ibrahim	22.200
16	277 ERCOLI Gianmarco	22.213
17	288 CLEMENTI PISANI Albe	22.276
18	249 PELLEGRINI Bernardo	22.293
19	223 ZANINI Stefano	22.391
20	239 HAN Huilin	22.419
21	169 NAVATTA Massimo	22.588
22	103 PIERANTONI Emiliano	22.595
23	109 LOCANTO Diego	22.667
24	218 NALDI Giovanni	22.784
25	229 STEFANIN Giovanni	22.836
26	272 TAGLIAPIETRA Nicola	22.897
27	280 BRISELLI Victor	22.928
28	233 GRISI Alberto	22.933
29	205 MARI Ivan	23.045
30	281 LA MARCA Michele	23.074
31	201 PRIVITELIO Luciano	23.093

SEG. 2		
1	155 HANCOCK Samuel	34.221
2	163 ZANON Ignazio	34.612
3	111 PATRINICOLA Simone	34.646
4	177 RENMANS Gilles	34.660
5	172 SCIONTI Federico	34.700
6	121 RAFFETTI Mattia	34.712
7	249 PELLEGRINI Bernardo	34.742
8	106 POLLINI Matteo	34.761
9	288 CLEMENTI PISANI Albe	34.779
10	202 D'AURIA Ferdinando	34.832
11	224 LIANA Nicolò	34.865
12	162 BADAWI Ibrahim	34.898
13	133 PISANI Eugenio	34.952
14	250 CASÈ Lorenzo	35.030
15	277 ERCOLI Gianmarco	35.179
16	109 LOCANTO Diego	35.265
17	239 HAN Huilin	35.351
18	178 BUCCI Mattia	35.363
19	223 ZANINI Stefano	35.596
20	218 NALDI Giovanni	35.728
21	180 TRENTIN Mauro	35.747
22	103 PIERANTONI Emiliano	35.781
23	196 ALI Largim	35.808
24	169 NAVATTA Massimo	35.912
25	272 TAGLIAPIETRA Nicola	35.943
26	280 BRISELLI Victor	36.231
27	281 LA MARCA Michele	36.362
28	205 MARI Ivan	36.601
29	233 GRISI Alberto	36.640
30	229 STEFANIN Giovanni	37.059
31	201 PRIVITELIO Luciano	37.063

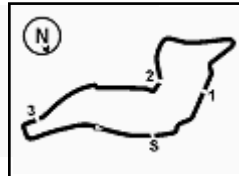
SEG. 3		
1	111 PATRINICOLA Simone	29.590
2	177 RENMANS Gilles	29.650
3	155 HANCOCK Samuel	29.760
4	250 CASÈ Lorenzo	29.763
5	224 LIANA Nicolò	29.828
6	133 PISANI Eugenio	29.834
7	121 RAFFETTI Mattia	30.016
8	163 ZANON Ignazio	30.026
9	172 SCIONTI Federico	30.030
10	277 ERCOLI Gianmarco	30.037
11	202 D'AURIA Ferdinando	30.165
12	239 HAN Huilin	30.268
13	178 BUCCI Mattia	30.333
14	288 CLEMENTI PISANI Albe	30.462
15	106 POLLINI Matteo	30.481
16	109 LOCANTO Diego	30.598
17	180 TRENTIN Mauro	30.621
18	162 BADAWI Ibrahim	30.658
19	103 PIERANTONI Emiliano	30.681
20	249 PELLEGRINI Bernardo	30.715
21	280 BRISELLI Victor	30.779
22	196 ALI Largim	31.060
23	169 NAVATTA Massimo	31.074
24	233 GRISI Alberto	31.217
25	205 MARI Ivan	31.287
26	281 LA MARCA Michele	31.324
27	229 STEFANIN Giovanni	31.357
28	218 NALDI Giovanni	31.378
29	272 TAGLIAPIETRA Nicola	31.432
30	223 ZANINI Stefano	31.544
31	201 PRIVITELIO Luciano	31.643

SEG. 4		
1	155 HANCOCK Samuel	18.645
2	196 ALI Largim	18.734
3	111 PATRINICOLA Simone	18.886
4	172 SCIONTI Federico	18.887
5	224 LIANA Nicolò	18.891
6	277 ERCOLI Gianmarco	18.910
7	177 RENMANS Gilles	18.935
8	250 CASÈ Lorenzo	18.974
9	163 ZANON Ignazio	18.991
10	106 POLLINI Matteo	19.012
11	133 PISANI Eugenio	19.017
12	202 D'AURIA Ferdinando	19.032
13	249 PELLEGRINI Bernardo	19.132
14	109 LOCANTO Diego	19.186
15	121 RAFFETTI Mattia	19.199
16	162 BADAWI Ibrahim	19.206
17	223 ZANINI Stefano	19.237
18	280 BRISELLI Victor	19.263
19	180 TRENTIN Mauro	19.267
20	103 PIERANTONI Emiliano	19.285
21	288 CLEMENTI PISANI Albe	19.301
22	178 BUCCI Mattia	19.312
23	218 NALDI Giovanni	19.382
24	169 NAVATTA Massimo	19.391
25	239 HAN Huilin	19.403
26	233 GRISI Alberto	19.548
27	272 TAGLIAPIETRA Nicola	19.565
28	281 LA MARCA Michele	19.630
29	229 STEFANIN Giovanni	19.658
30	205 MARI Ivan	19.758
31	201 PRIVITELIO Luciano	19.827

01/06/2024

Powered by FICr PERUGIA TIMING





ACI Racing Weekend Imola, 1-2 Giugno 2024

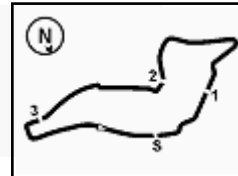
Camp. Ita. Gran Turismo Sprint GT Cup - Ideal Time Qualifiche 2

Imola Circuit 4.909 m

Num. Concorrente	Conditore	Auto	Seg. 1	Seg. 2	Seg. 3	Seg. 4	Ideal Time		
			Diff. 1	Diff. 2	Diff. 3	Diff. 4	Miglior Giro	Pos.	Diff.
1	155 HANCOCK S. (GBR) MILNER CHRISTOPHER	Lamborghini Huracán ST Evo	21.723	34.221	29.760 +0.073	18.645 +0.109	1'44.349 1'44.531	1	0.182
2	111 PATRINICOLA S. (ITA) BEST LAP	Ferrari 488 Challenge	21.899 +0.068	34.646	29.590 +0.047	18.886 +0.278	1'45.021 1'45.414	5	0.393
3	177 RENMANS G. (BEL) SPEED LOVER	Ferrari 488 Challenge	21.838	34.660 +0.027	29.650 +0.181	18.935	1'45.083 1'45.291	3	0.208
4	172 SCIONTI F. (ITA) DL RACING	Lamborghini Huracán ST Evo 2	21.769	34.700	30.030	18.887 +0.012	1'45.386 1'45.398	4	0.012
5	224 LIANA N. (ITA) ZRS MOTORSPORT	Porsche 911 Cup 992	21.971 +0.008	34.865 +0.165	29.828	18.891 +0.106	1'45.555 1'45.834	7	0.279
6	250 CASÉ L. (MCO) AF CORSE	Ferrari 488 Challenge	21.818	35.030 +0.104	29.763	18.974 +0.442	1'45.585 1'46.131	9	0.546
7	121 RAFFETTI M. (ITA) MM MOTORSPORT	Lamborghini Huracán ST Evo 2	21.860	34.712	30.016	19.199 +0.005	1'45.787 1'45.792	6	0.005
8	163 ZANON I. (ITA) VSR	Lamborghini Huracán ST Evo 2	22.160 +0.086	34.612 +0.372	30.026	18.991	1'45.789 1'46.247	10	0.458
9	202 D'AURIA F. (ITA) HC RACING	Lamborghini Huracán ST Evo 2	21.805 +0.116	34.832 +0.022	30.165 +0.268	19.032 +0.111	1'45.834 1'46.351	11	0.517
10	133 PISANI E. (ITA) SP RACING TEAM	Porsche 911 Cup 992	22.037	34.952	29.834 +0.087	19.017	1'45.840 1'45.927	8	0.087
11	106 POLLINI M. (ITA) POLLINI GIACOMO	Lamborghini Huracán ST Evo 2	21.845 +0.193	34.761	30.481 +0.120	19.012	1'46.099 1'46.412	12	0.313
12	277 ERCOLI G. (ITA) LOCKE MARK ADRIAN	Ferrari 488 Challenge	22.213 +0.073	35.179 +0.096	30.037	18.910 +0.208	1'46.339 1'46.716	13	0.377
13	288 CLEMENTI PISANI A. (I) HC RACING	Lamborghini Huracán ST Evo 2	22.276 +0.117	34.779 +0.233	30.462	19.301	1'46.818 1'47.168	14	0.350
14	249 PELLEGRINI B. (ITA) CARMINATI ETTORE	Lamborghini Huracán ST Evo 2	22.293 +0.185	34.742 +0.493	30.715	19.132 +0.025	1'46.882 1'47.585	17	0.703
15	162 BADAWI I. (EGY) DL RACING	Lamborghini Huracán ST Evo 2	22.200 +0.206	34.898	30.658	19.206	1'46.962 1'47.168	15	0.206
16	178 BUCCI M. (ITA) BEST LAP	Ferrari 488 Challenge	22.186 +0.220	35.363 +0.264	30.333	19.312	1'47.194 1'47.678	19	0.484
17	239 HAN H. (CHN) TARGET RACING	Lamborghini Huracán ST Evo 2	22.419 +0.106	35.351	30.268 +0.038	19.403	1'47.441 1'47.585	16	0.144
18	109 LOCANTO D. (ITA) DL RACING	Lamborghini Huracán ST Evo 2	22.667	35.265	30.598 +0.023	19.186 +0.187	1'47.716 1'47.926	20	0.210
19	180 TRENTIN M. (ITA) MERTEL MOTORSPORT	Ferrari 488 Challenge	22.172 +0.419	35.747	30.621	19.267	1'47.807 1'48.226	21	0.419
20	103 PIERANTONI E. (ITA) EASY RACE	Ferrari 488 Challenge	22.595	35.781 +0.025	30.681	19.285	1'48.342 1'48.367	22	0.025
21	169 NAVATTA M. (ITA) RAPTOR ENGINEERING	Porsche 911 Cup 992	22.588 +0.031	35.912	31.074	19.391	1'48.965 1'48.996	23	0.031
22	280 BRISELLI V. (ITA) BRISELLI VICTOR	Ferrari 488 Challenge	22.928 +0.076	36.231	30.779 +0.279	19.263 +0.328	1'49.201 1'49.884	25	0.683
23	218 NALDI G. (CHE) BEST LAP	Ferrari 488 Challenge	22.784 +0.065	35.728	31.378	19.382	1'49.272 1'49.337	24	0.065
24	272 TAGLIAPIETRA N. (ITA) DL RACING	Lamborghini Huracán ST Evo 2	22.897 +0.256	35.943	31.432	19.565	1'49.837 1'50.093	26	0.256
25	233 GRISI A. (ITA) SP RACING TEAM	Porsche 911 Cup 992	22.933	36.640	31.217 +0.099	19.548 +0.639	1'50.338 1'51.076	28	0.738
26	281 LA MARCA M. (ITA) MERTEL MOTORSPORT	Ferrari 488 Challenge	23.074	36.362 +0.230	31.324	19.630 +0.148	1'50.390 1'50.768	27	0.378
27	205 MARI I. (CHE) BEST LAP	Ferrari 488 Challenge	23.045 +0.289	36.601 +0.153	31.287	19.758	1'50.691 1'51.133	29	0.442
28	229 STEFANIN G. (ITA) STEFANIN GIOVANNI	Ferrari 488 Challenge	22.836	37.059	31.357	19.658 +0.355	1'50.910 1'51.265	30	0.355
29	201 PRIVITELIO L. (SMR) SCUDERIA VILLORBA CORSE	Lamborghini Huracán ST Evo 2	23.093 +0.196	37.063 +0.056	31.643	19.827	1'51.626 1'51.878	31	0.252
	196 ALI L. (DNK) TARGET RACING	Lamborghini Huracán ST Evo 2			Tratto Mancante		1'44.667		
	223 ZANINI S. (MCO) SP RACING TEAM	Porsche 911 Cup 992			Tratto Mancante		1'47.674		
Ideal Time Assoluto			21.723	34.221	29.590	18.645	1'44.179		

01/06/2024




ACI Racing Weekend Imola, 1-2 Giugno 2024
Camp. Ita. Gran Turismo Sprint GTCup - Analisi Tempi Qualifiche 2

Imola Circuit 4.909 m

1 / 4

103 Easy Race (1'48.367)							
Giro	Seg.1	Seg.2	Seg.3	Seg.4	T. Giro	km/h	Local Time
Emiliano Pierantoni							
1		38.480	31.838	20.151		181,2	
2	22.630	35.928	31.043	19.345	1'48.946	265,4	12:14'07.727
3	22.754	35.781	30.712	19.401	1'48.648	264,1	12:15'56.375
4	22.686	36.060	30.804	3'11.630	4'41.180P	263,4	12:20'37.555
5	1'08.782	37.077	38.557	19.418	2'43.834P	181,5	12:23'21.389
6	22.595	35.806	30.681	19.285	1'48.367	267,3	12:25'09.756
7	22.832	38.056	33.888	19.432	1'54.208	257,1	12:27'03.964
8	22.818	36.147	30.905			255,3	

106 Pollini Giacomo (1'46.412)							
Giro	Seg.1	Seg.2	Seg.3	Seg.4	T. Giro	km/h	Local Time
Matteo Pollini							
1		36.961	31.418	19.266		178,5	
2	22.389	34.966	30.815	19.027	1'47.197	262,8	12:13'49.713
3	22.038	34.761	30.601	19.012	1'46.412	263,4	12:15'36.125
4	21.845	34.808	30.481	19.312	1'46.446C	263,4	12:17'22.571
5	26.482	42.420	36.860	2'05.926	3'51.688P	177,6	12:21'14.259
6	53.252	37.402	32.794	19.432	2'22.880P	179,7	12:23'37.139
7	21.936	35.848	31.722	19.093	1'48.599	261,5	12:25'25.738
8	22.018	35.144	31.060	19.487	1'47.709	264,7	12:27'13.447
9	22.087	34.890	30.519	19.106	1'46.602	263,4	12:29'00.049

109 DL Racing (1'47.926)							
Giro	Seg.1	Seg.2	Seg.3	Seg.4	T. Giro	km/h	Local Time
Diego Locanto							
1		38.135	31.622	19.847		120,0	
2	23.112	35.580	30.598	19.186	1'48.476	258,4	12:14'01.624
3	23.211	35.840	30.718	19.282	1'49.051	259,6	12:15'50.675
4	22.948	35.417	30.666	2'53.120	4'22.151P	261,5	12:20'12.826
5	1'22.652	37.642	36.378	20.311	2'56.983P	177,9	12:23'09.809
6	22.946	36.893	33.165	19.588	1'52.592	259,6	12:25'02.401
7	22.794	35.481	30.632	19.365	1'48.272	263,4	12:26'50.673
8	22.667	35.265	30.621	19.373	1'47.926	262,1	12:28'38.599

111 Best Lap (1'45.414)							
Giro	Seg.1	Seg.2	Seg.3	Seg.4	T. Giro	km/h	Local Time
Simone Patrnicola							
1							
2	39.653	36.221	31.727	20.118	2'07.719P	181,5	12:13'37.253
3	21.899	35.066	29.590	18.886	1'45.441	270,0	12:15'22.694
4	21.967	34.646	29.637	19.164	1'45.414	270,0	12:17'08.108
5	22.876	42.220	38.783	3'14.934	4'58.813P	268,7	12:22'06.921
6	38.951	37.051	31.697	19.382	2'07.081P	184,6	12:24'14.002
7	22.050	34.986	30.052	19.057	1'46.145	270,0	12:26'00.147
8	21.949	34.983	29.688	18.970	1'45.590	268,7	12:27'45.737
9	25.076	49.773	49.845			267,3	

121 MM Motorsport (1'45.792)							
Giro	Seg.1	Seg.2	Seg.3	Seg.4	T. Giro	km/h	Local Time
Mattia Raffetti							
1		40.253	36.351	20.522		166,4	
2	22.396	35.634	30.508	19.398	1'47.936	267,3	12:15'20.823
3	22.141	35.402	30.194	19.199	1'46.936	268,0	12:17'07.759
4	27.523	46.835	40.780	50.759	2'45.897CP	241,6	12:19'53.656
5	1'41.316	37.557	31.503	19.705	3'10.081P	177,3	12:23'03.737
6	22.266	35.080	32.065	19.965	1'49.376	264,7	12:24'53.113
7	22.208	35.162	30.173	19.443	1'46.986	267,3	12:26'40.099
8	21.860	34.712	30.016	19.204	1'45.792	267,3	12:28'25.891
9	23.574	40.436	35.154			268,7	

133 SP Racing Team (1'45.927)							
Giro	Seg.1	Seg.2	Seg.3	Seg.4	T. Giro	km/h	Local Time
Eugenio Pisani							
1							
2	54.902	42.483	33.692	20.972	2'32.049P	140,3	12:12'41.376
3	22.981	35.404	31.138	19.224	1'48.747	258,4	12:14'30.123
4	22.388	35.197	30.422	19.079	1'47.086	266,7	12:16'17.209
5	22.137	34.974	35.587	2'32.317	4'05.015P	267,3	12:20'22.224
6	1'20.967	35.452	32.231	19.703	2'48.353P	182,1	12:23'10.577
7	22.311	35.777	30.315	19.099	1'47.502	267,3	12:24'58.079
8	22.137	35.076	29.923	19.145	1'46.281	267,3	12:26'44.360
9	22.172	34.958	29.834	19.074	1'46.038	267,3	12:28'30.398
10	22.037	34.952	29.921	19.017	1'45.927	267,3	12:30'16.325

155 Milner Christopher (1'44.531)							
Giro	Seg.1	Seg.2	Seg.3	Seg.4	T. Giro	km/h	Local Time
Samuel Hancock							
1							
2	37.909	36.300	33.023	20.895	2'08.127P	190,1	12:13'56.771
3	22.335	34.853	30.254	18.673	1'46.115	269,3	12:15'42.886
4	21.894	34.445	29.760	18.758	1'44.857C	270,7	12:17'27.743
5	31.354	44.924	38.647	3'06.648	5'01.573P	138,1	12:22'29.316
6	37.651	37.116	34.436	21.449	2'10.652P	192,2	12:24'39.968
7	22.081	34.581	29.803	18.645	1'45.110	272,7	12:26'25.078
8	21.723	34.221	29.833	18.754	1'44.531	273,4	12:28'09.609
9	23.995	40.761	33.465			274,1	

162 DL Racing (1'47.168)							
Giro	Seg.1	Seg.2	Seg.3	Seg.4	T. Giro	km/h	Local Time
Ibrahim Badawi							
1							
2	39.993	37.896	36.769	20.035	2'14.693P	174,5	12:13'09.787
3	22.764	35.429	30.795	19.269	1'48.257	260,2	12:14'58.044
4	22.406	34.898	30.658	19.206	1'47.168	260,9	12:16'45.212
5	22.200	39.406	42.980	2'27.249	4'11.835P	262,8	12:20'57.047
6	1'02.145	40.359	33.469	20.076	2'36.049P	177,6	12:23'33.096
7	22.674	40.235	37.123	20.399	2'00.431	262,1	12:25'33.527
8	22.381	35.391	34.927	20.518	1'53.217	262,8	12:27'26.744
9	22.342	36.143	36.188			263,4	

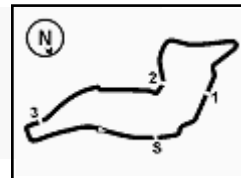
163 VSR (1'46.247)							
Giro	Seg.1	Seg.2	Seg.3	Seg.4	T. Giro	km/h	Local Time
Ignazio Zanon							
1							
2	39.637	36.212	32.341	19.526	2'07.716P	180,9	12:13'51.151
3	22.679	35.104	30.145	19.149	1'47.077	271,4	12:15'38.228
4	22.160	34.612	30.095	19.072	1'45.939C	274,1	12:17'24.167
5	29.248	42.891	37.185	2'57.943	4'47.267P	160,0	12:22'11.434
6	37.852	37.147	32.324	20.177	2'07.500P	186,5	12:24'18.934
7	22.550	35.432	30.120	19.379	1'47.481	272,0	12:26'06.415
8	22.301	35.106	30.067	19.033	1'46.507	273,4	12:27'52.922
9	22.246	34.984	30.026	18.991	1'46.247	272,7	12:29'39.169

169 Raptor Engineering (1'48.996)							
Giro	Seg.1	Seg.2	Seg.3	Seg.4	T. Giro	km/h	Local Time
Massimo Navatta							
1							
2	41.440	38.264	31.783	19.897	2'11.384P	160,5	12:13'01.780
3	22.588	36.120	31.304	19.426	1'49.438	263,4	12:14'51.218
4	22.619	35.912	31.074	19.391	1'48.996	256,5	12:16'40.214
5	22.737	42.960	41.122	3'02.290	4'49.109P	264,7	12:21'29.323

01/06/2024 P = Box In/Out - C = Tempo Invalidato

Powered by FICr PERUGIA TIMING





ACI Racing Weekend Imola, 1-2 Giugno 2024

Camp. Ita. Gran Turismo Sprint GTCup - Analisi Tempi Qualifiche 2

Imola Circuit 4.909 m

2 / 4

6	43.433	37.413	33.557	19.978	2'14.381P	180,9	12:23'43.704	5	3'32.788	35.808	36.263	19.919	5'04.778P	182,1	12:24'32.476
7	23.200	36.308	31.639	19.901	1'51.048	252,3	12:25'34.752	6	22.127			18.828	1'45.363	261,5	12:26'17.839
8	22.950	35.944	31.337	19.430	1'49.661	250,6	12:27'24.413	7	22.013			18.863	1'44.995	261,5	12:28'02.834
9	22.812	36.278	33.092	20.004	1'52.186	258,4	12:29'16.599	8	22.144			18.734	1'44.667	262,8	12:29'47.501

172 DL Racing (1'45.398)							
Giro	Seg.1	Seg.2	Seg.3	Seg.4	T. Giro	km/h	Local Time
Federico Scionti							
1		37.094	36.957	19.343		173,9	
2	22.201	35.180	30.235	18.993	1'46.609	257,8	12:13'54.388
3	21.926	34.790	30.762	18.887	1'46.365	259,6	12:15'40.753
4	21.946	34.876	30.213	18.934	1'45.969C	260,9	12:17'26.722
5	30.886	43.326	37.032	1'15.491	3'06.735P	140,6	12:20'33.457
6	1'11.311	37.303	37.326	19.104	2'45.044P	178,5	12:23'18.501
7	21.905	35.025	30.739	19.497	1'47.166	256,5	12:25'05.667
8	21.837	35.195	31.770	19.260	1'48.062	261,5	12:26'53.729
9	21.769	34.700	30.030	18.899	1'45.398	260,2	12:28'39.127

201 Scuderia Villorba Corse (1'51.878)							
Giro	Seg.1	Seg.2	Seg.3	Seg.4	T. Giro	km/h	Local Time
Luciano Privitello							
1		42.207	34.650	21.018		153,8	
2	23.324	37.095	33.227	20.163	1'53.809	262,8	12:14'37.343
3	23.234	37.063	31.756	20.022	1'52.075	263,4	12:16'29.418
4	23.425	38.550	41.624	1'07.906	2'51.505CP	262,8	12:19'20.923
5	2'41.194	38.614	32.865	20.279	4'12.952P	179,7	12:23'33.875
6	23.365	37.377	32.603	20.063	1'53.408	261,5	12:25'27.283
7	23.289	37.119	31.643	19.827	1'51.878	264,1	12:27'19.161
8	23.093	37.547	35.557			262,8	

177 Speed Lover (1'45.291)							
Giro	Seg.1	Seg.2	Seg.3	Seg.4	T. Giro	km/h	Local Time
Gilles Renmans							
1							
2	48.889	40.763	36.128	21.302	2'27.082P	180,6	12:12'46.563
3	22.151	35.572	31.911	19.215	1'48.849	270,0	12:14'35.412
4	22.617	35.120	33.479	4'12.732	5'43.948P	261,5	12:20'19.360
5	1'19.158	36.163	31.813	19.017	2'46.151P	187,2	12:23'05.511
6	21.838	34.687	29.831	18.935	1'45.291	267,3	12:24'50.802
7	21.973	34.660	30.031	19.138	1'45.802	268,0	12:26'36.604
8	22.038	34.993	29.650	19.570	1'46.251	268,0	12:28'22.855
9	22.786	35.496	31.617			270,0	

202 HC Racing (1'46.351)							
Giro	Seg.1	Seg.2	Seg.3	Seg.4	T. Giro	km/h	Local Time
Ferdinando D'Auria							
1							
2	39.504	39.861	39.792	19.799	2'18.956P	172,5	12:13'29.172
3	22.382	35.232	30.197	19.032	1'46.843	262,1	12:15'16.015
4	21.805	34.832	30.165	5'13.889	6'40.691P	265,4	12:21'56.706
5	38.098	36.137	30.680	19.354	2'04.269P	179,1	12:24'00.975
6	21.898	35.359	31.169	19.786	1'48.212	262,8	12:25'49.187
7	21.921	34.854	30.433	19.143	1'46.351	262,8	12:27'35.538
8	21.976	45.196	34.670			262,8	

178 Best Lap (1'47.678)							
Giro	Seg.1	Seg.2	Seg.3	Seg.4	T. Giro	km/h	Local Time
Mattia Bucci							
1							
2	41.847	41.875	42.586	20.255	2'26.563P	170,3	12:14'43.725
3	22.574	36.136	33.680	20.164	1'52.554	261,5	12:16'36.279
4	22.386	39.026	46.815	3'08.991	4'57.218P	262,1	12:21'33.497
5	41.747	39.270	35.846	20.421	2'17.284P	168,5	12:23'50.781
6	22.406	35.627	30.333	19.312	1'47.678	260,9	12:25'38.459
7	22.186	35.363	30.622	22.160	1'50.331	262,8	12:27'28.790
8	22.347	35.562	30.744	19.851	1'48.504	260,2	12:29'17.294

205 Best Lap (1'51.133)							
Giro	Seg.1	Seg.2	Seg.3	Seg.4	T. Giro	km/h	Local Time
Ivan Mari							
1			42.654	34.242	21.453	158,1	
2	23.863	39.032	31.722	20.179	1'54.796	262,8	12:14'14.416
3	23.517	37.403	31.425	20.030	1'52.375	264,7	12:16'06.791
4	23.432	37.043	32.758	4'00.284	5'33.517P	263,4	12:21'40.308
5	40.211	38.349	38.337	20.762	2'17.659P	175,0	12:23'57.967
6	23.045	36.601	31.428	20.775	1'51.849	262,8	12:25'49.816
7	23.334	36.754	31.287	19.758	1'51.133	262,8	12:27'40.949
8	23.054	38.087	31.777	20.263	1'53.181	263,4	12:29'34.130

180 Mertel Motorsport (1'48.226)							
Giro	Seg.1	Seg.2	Seg.3	Seg.4	T. Giro	km/h	Local Time
Mauro Trentin							
1							
2	22.632	36.445	30.958	19.372	1'49.407	266,7	12:14'11.586
3	22.591	35.747	30.621	19.267	1'48.226	264,7	12:15'59.812
4	22.172	36.558	31.849	3'20.520	4'51.099P	267,3	12:20'50.911
5	1'05.612	38.180	31.910	1'09.314	3'25.016P	182,4	12:24'15.927
6	41.222	37.751	33.537	19.721	2'12.231P	184,9	12:26'28.158
7	23.226	37.072	31.800	19.392	1'51.490	265,4	12:28'19.648
8	23.436	35.938	30.773	19.323	1'49.470	264,1	12:30'09.118

218 Best Lap (1'49.337)							
Giro	Seg.1	Seg.2	Seg.3	Seg.4	T. Giro	km/h	Local Time
Giovanni Naldi							
1							
2	41.916	41.991	35.332	19.996	2'19.235P	144,0	12:14'38.460
3	23.096	37.094	31.754	19.417	1'51.361	269,3	12:16'29.821
4	23.861	39.406	42.745	3'10.230	4'56.242P	254,1	12:21'26.063
5	45.384	37.039	34.723	19.669	2'16.815P	181,5	12:23'42.878
6	23.022	36.123	31.887	19.971	1'51.003	270,0	12:25'33.881
7	22.849	35.728	31.378	19.382	1'49.337	253,5	12:27'23.218
8	22.784	35.839	31.952	20.039	1'50.614	272,0	12:29'13.832

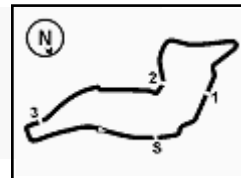
196 Target Racing (1'44.667)							
Giro	Seg.1	Seg.2	Seg.3	Seg.4	T. Giro	km/h	Local Time
Largim Ali							
1							
2		37.883	35.448	19.906		180,9	
3	22.235			18.816	1'45.623	262,1	12:14'44.116
4	24.839	44.189	31.060	19.137	1'59.225	260,2	12:16'43.341
5	22.113	38.074	42.514	1'01.656	2'44.357CP	263,4	12:19'27.698

223 SP Racing Team (1'47.674)							
Giro	Seg.1	Seg.2	Seg.3	Seg.4	T. Giro	km/h	Local Time
Stefano Zanini							
1							
2	53.669			20.588	2'31.063P	130,0	12:12'42.329
3	22.889			19.324	1'49.796	259,6	12:14'32.125
4	22.580			19.309	1'48.980	270,0	12:16'21.105
5	22.397	35.596	32.815	2'47.462	4'18.270P	270,7	12:20'39.375
6	1'08.366	37.186	35.027	19.436	2'40.015P	184,6	12:23'19.390

01/06/2024

P = Box In/Out - C = Tempo Invalidato





ACI Racing Weekend Imola, 1-2 Giugno 2024

Camp. Ita. Gran Turismo Sprint GTCup - Analisi Tempi Qualifiche 2

Imola Circuit 4.909 m

3 / 4

7	22.391			19.525	1'47.674	266,7	12:25'07.064	6	48.890	36.938	33.052	19.893	2'18.773P	181,2	12:23'39.097
8	22.436	35.618	31.544	19.237	1'48.835	272,7	12:26'55.899	7	22.851	35.923	33.729	20.836	1'53.339	264,7	12:25'32.436
9	22.505			19.469	1'49.216	272,0	12:28'45.115	8	22.713	35.288	30.875	19.299	1'48.175	265,4	12:27'20.611
								9	22.522	37.072	31.741	19.132	1'50.467	266,0	12:29'11.078

224 ZRS Motorsport (1'45.834)							
Giro	Seg.1	Seg.2	Seg.3	Seg.4	T. Giro	km/h	Local Time
Nicolò Liana							
1		36.846	31.260	19.010		172,5	
2	23.014	35.243	30.137	18.891	1'47.285	265,4	12:13'45.965
3	22.072	34.865	30.073	19.039	1'46.049	268,0	12:15'32.014
4	21.971	35.609	30.446	19.368	1'47.394	269,3	12:17'19.408
5	26.153	41.566	37.906	58.749	2'44.374P	203,0	12:20'03.782
6	3'09.266	37.267	33.340	19.255	4'39.128P	184,0	12:24'42.910
7	22.307	35.124	30.129	18.892	1'46.452	268,0	12:26'29.362
8	22.258	35.841	29.908	19.039	1'47.046	270,0	12:28'16.408
9	21.979	35.030	29.828	18.997	1'45.834	269,3	12:30'02.242

250 AF Corse (1'46.131)							
Giro	Seg.1	Seg.2	Seg.3	Seg.4	T. Giro	km/h	Local Time
Lorenzo Casè							
1							
2	52.636	36.652	32.444	20.341	2'22.073P	165,6	12:12'28.801
3	22.295	35.030	29.926	19.003	1'46.254	271,4	12:14'15.055
4	24.309	39.124	34.252	19.074	1'56.759	255,3	12:16'11.814
5	21.866	35.053	34.103	1'05.388	2'36.410CP	270,0	12:18'48.224
6	2'41.878	40.379	31.009	18.974	4'12.240P	170,3	12:23'00.464
7	21.945	35.102	29.862	19.225	1'46.134	268,0	12:24'46.598
8	21.895	35.442	29.848	18.996	1'46.181	269,3	12:26'32.779
9	21.818	35.134	29.763	19.416	1'46.131	269,3	12:28'18.910
10	31.035	49.380	43.641			224,5	

229 Stefanin Giovanni (1'51.265)							
Giro	Seg.1	Seg.2	Seg.3	Seg.4	T. Giro	km/h	Local Time
Giovanni Stefanin							
1		44.436	36.980	21.557		156,7	
2	24.805	39.071	32.866	20.388	1'57.130	259,0	12:14'23.671
3	23.178	42.791	34.390	20.140	2'00.499	263,4	12:16'24.170
4	23.185	36.927	43.390	1'03.723	2'47.225CP	264,1	12:19'11.395
5	2'27.099	39.303	33.565	20.751	4'00.718P	173,4	12:23'12.113
6	23.165	37.136	34.931	21.555	1'56.787	264,1	12:25'08.900
7	23.344	37.365	31.470	19.658	1'51.837	264,1	12:27'00.737
8	22.836	37.059	31.357	20.013	1'51.265	264,7	12:28'52.002

272 DL Racing (1'50.093)							
Giro	Seg.1	Seg.2	Seg.3	Seg.4	T. Giro	km/h	Local Time
Nicola Tagliapietra							
1		45.441	43.106	21.863		124,6	
2	23.722	36.503	35.575	20.631	1'56.431	250,6	12:14'35.210
3	23.717	36.329	31.949	19.695	1'51.690	259,0	12:16'26.900
4	22.901	36.364	43.427	2'59.350	4'42.042P	261,5	12:21'08.942
5	56.613	37.327	35.479	19.762	2'29.181P	174,5	12:23'38.123
6	23.153	35.943	31.432	19.565	1'50.093	258,4	12:25'28.216
7	22.897	37.085	34.630	20.033	1'54.645	262,1	12:27'22.861
8	23.467	36.398	31.748	19.825	1'51.438	260,9	12:29'14.299

233 SP Racing Team (1'51.076)							
Giro	Seg.1	Seg.2	Seg.3	Seg.4	T. Giro	km/h	Local Time
Alberto Grisi							
1							
2	54.403	42.628	35.068	21.500	2'33.599P	160,7	12:12'47.601
3	23.361	36.678	32.251	19.548	1'51.838	266,7	12:14'39.439
4	23.092	36.790	31.793	19.795	1'51.470	267,3	12:16'30.909
5	23.177	45.919	45.155	2'27.940	4'22.191P	270,7	12:20'53.100
6	1'04.889	38.656	33.029	20.941	2'37.515P	177,3	12:23'30.615
7	23.591	37.504	31.958	20.751	1'53.804	269,3	12:25'24.419
8	23.119	36.916	31.217	19.890	1'51.142	270,7	12:27'15.561
9	22.933	36.640	31.316	20.187	1'51.076	270,0	12:29'06.637

277 Locke Mark Adrian (1'46.716)							
Giro	Seg.1	Seg.2	Seg.3	Seg.4	T. Giro	km/h	Local Time
Gianmarco Ercoli							
1							
2	39.904	37.974	31.161	19.106	2'08.145P	172,2	12:13'14.055
3	22.544	35.179	30.589	18.910	1'47.222	268,0	12:15'01.277
4	22.401	35.286	30.333	19.027	1'47.047	267,3	12:16'48.324
5	22.301	44.281	40.291	2'06.115	3'52.988P	266,0	12:20'41.312
6	1'10.149	38.740	34.876	19.606	2'43.371P	182,4	12:23'24.683
7	22.213	35.283	30.287	18.988	1'46.771	267,3	12:25'11.454
8	22.230	41.105	36.076	19.044	1'58.455	270,0	12:27'09.909
9	22.286	35.275	30.037	19.118	1'46.716	267,3	12:28'56.625

239 Target Racing (1'47.585)							
Giro	Seg.1	Seg.2	Seg.3	Seg.4	T. Giro	km/h	Local Time
Huilin Han							
1		37.781	31.802	19.923		157,7	
2	22.525	35.351	30.306	19.403	1'47.585	259,6	12:14'04.141
3	22.419	36.841	31.263	20.052	1'50.575	261,5	12:15'54.716
4	22.453	35.368	30.199	1'11.018	2'39.038CP	261,5	12:18'33.754
5	3'05.343	36.976	31.270	20.541	4'34.130P	179,7	12:23'07.884
6	22.630	35.589	30.268	19.447	1'47.934	259,6	12:24'55.818
7	22.749	38.258	31.524	19.794	1'52.325	261,5	12:26'48.143
8	22.627	35.866	31.185			260,2	

280 Briselli Victor (1'49.884)							
Giro	Seg.1	Seg.2	Seg.3	Seg.4	T. Giro	km/h	Local Time
Victor Briselli							
1		41.252	34.690	20.779		158,4	
2	23.656	36.529	30.779	19.263	1'50.227	263,4	12:15'28.800
3	22.976	39.146	31.184	21.524	1'54.830C	267,3	12:17'23.630
4	28.480	42.926	35.755	1'05.172	2'52.333P	181,5	12:20'15.963
5	1'27.804	36.656	32.337	20.295	2'57.092P	180,6	12:23'13.055
6	22.946	37.080	31.766	19.416	1'51.208	266,7	12:25'04.263
7	22.928	37.260	33.349	19.765	1'53.302	264,7	12:26'57.565
8	23.004	36.231	31.058	19.591	1'49.884	268,0	12:28'47.449

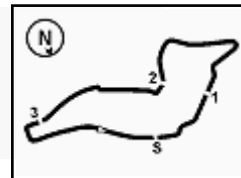
249 Carminat Ettore (1'47.585)							
Giro	Seg.1	Seg.2	Seg.3	Seg.4	T. Giro	km/h	Local Time
Bernardo Pellegrini							
1							
2	55.017	39.511	32.023	22.734	2'29.285P	152,3	12:12'33.432
3	23.483	35.585	31.158	22.822	1'53.048	262,8	12:14'26.480
4	22.478	35.235	30.715	19.157	1'47.585	265,4	12:16'14.065
5	22.293	34.742	33.301	3'35.923	5'06.259P	265,4	12:21'20.324

281 Mertel Motorsport (1'50.768)							
Giro	Seg.1	Seg.2	Seg.3	Seg.4	T. Giro	km/h	Local Time
Michele La Marca							
1		47.029		22.231		145,4	
2	23.161	36.362	32.093	19.817	1'51.433	253,5	12:14'40.933
3	23.414	36.507	31.540	19.630	1'51.091	259,0	12:16'32.024

01/06/2024

P = Box In/Out - C = Tempo Invalidato





Imola Circuit 4.909 m

4 / 4

ACI Racing Weekend Imola, 1-2 Giugno 2024

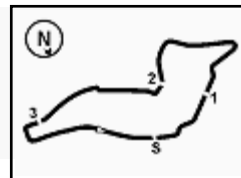
Camp. Ita. Gran Turismo Sprint GTCup - Analisi Tempi Qualifiche 2

4	23.123	40.681	47.474	2'24.129	4'15.407P	260,2	12:20'47.431
5	1'09.413	38.706	32.304	19.715	2'40.138P	176,2	12:23'27.569
6	23.256	39.865	32.026	19.659	1'54.806	259,0	12:25'22.375
7	23.439	36.613	31.405	20.275	1'51.732	260,2	12:27'14.107
8	23.074	36.592	31.324	19.778	1'50.768	261,5	12:29'04.875

288 HC Racing (1'47.168)

Giro	Seg.1	Seg.2	Seg.3	Seg.4	T. Giro	km/h	Local Time
Alberto Clementi Pisani							
1							
2	39.595	39.012	36.048	19.537	2'14.192P	180,3	12:13'22.690
3	22.591	34.779	30.890	19.785	1'48.045	262,8	12:15'10.735
4	22.393	35.012	30.462	19.301	1'47.168	262,8	12:16'57.903
5	22.276	38.302	38.157	3'23.279	5'02.014P	264,7	12:21'59.917
6	38.370	36.219	31.259	19.536	2'05.384P	180,6	12:24'05.301
7	22.478	34.896	31.091	20.310	1'48.775	264,1	12:25'54.076
8	22.428	35.065	30.703	19.464	1'47.660	266,0	12:27'41.736
9	22.300	35.494	30.981			265,4	

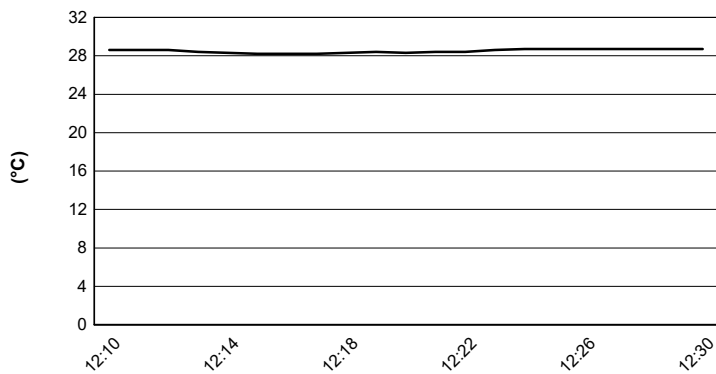




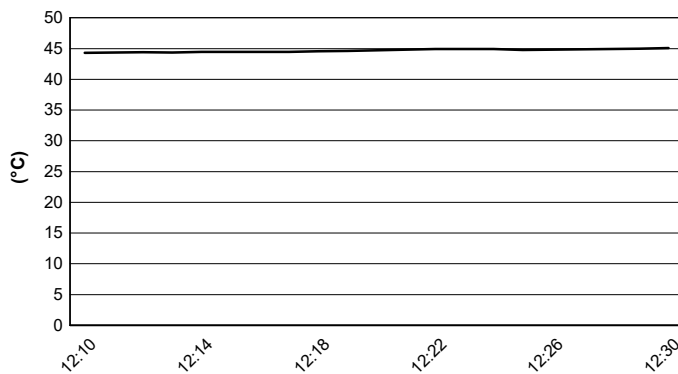
Imola Circuit 4.909 m

ACI Racing Weekend Imola, 1-2 Giugno 2024
Camp. Ita. Gran Turismo Sprint GTCup - Meteo Qualifiche 2
 Session started 12:10 - Session ended 12:31

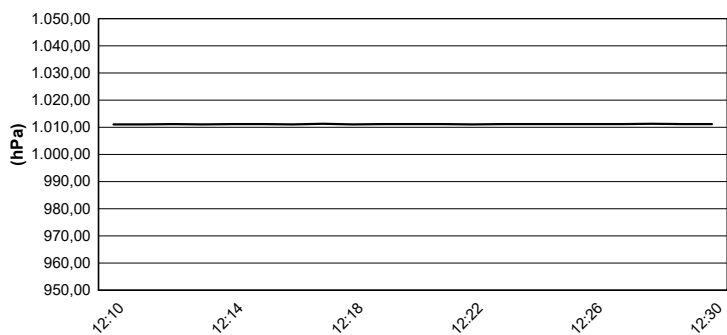
Air Temperature



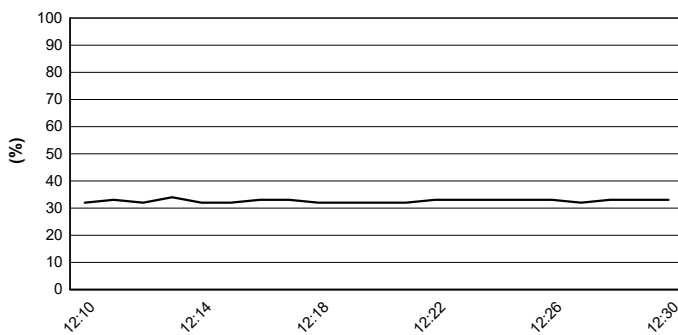
Track Temperature



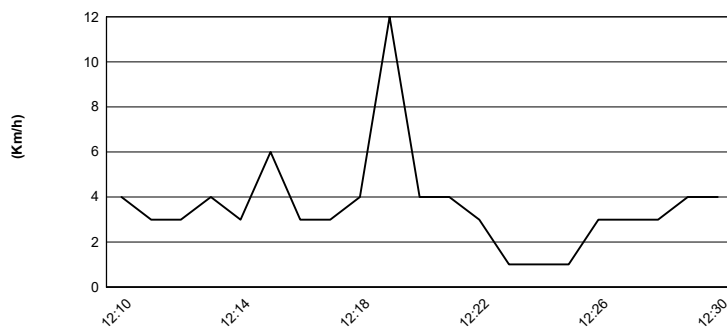
Air Pressure



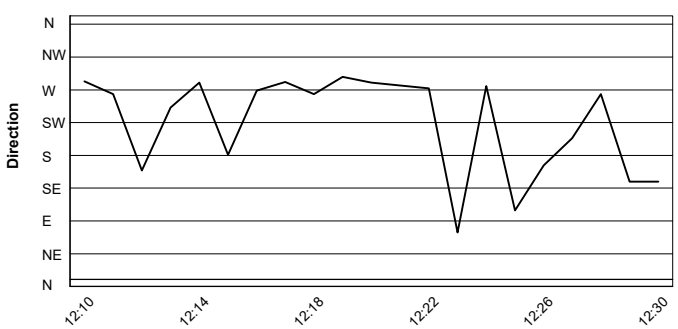
Humidity



Wind Speed



Wind Direction



01/06/2024