

ACI Racing Weekend Imola, 25-26 Aprile 2026

Campionato Italiano GT Sprint GTCup - Classifica Qualifying 1

Imola Circuit 4.909 m

1 / 2

No. Driver	Nat	Entrant	Team	Car	Class	Time	Gap	Rel.	Laps
1	184	ALESSI Pietro	ITA SF Squadra Corse	SF Squadra Corse (ITA)	Lamborghini Huracán ST Evo 2 GTC1P	1'41.280			6
2	106	POLLINI Matteo	ITA Pollini Giacomo	Pollini Racing (ITA)	Lamborghini Huracán ST Evo 2 GTC1P	1'41.890	0.610	0.610	6
3	151	MEGNA Leonardo	ITA Spirit of Racing	Spirit of Racing (ITA)	Ferrari 296 Challenge	1'42.256	0.976	0.366	8
4	109	LOVATI Tommaso	ITA Zanasi Racing	Zanasi Racing (ITA)	Ferrari 296 Challenge	1'42.278	0.998	0.022	6
5	112	PANICCIÀ Riccardo	ITA MRNC12	MRNC12 (ITA)	Ferrari 296 Challenge	1'42.627	1.347	0.349	6
6	282	RUGOLO Michele	ITA Spirit of Racing	Spirit of Racing (ITA)	Ferrari 296 Challenge	1'42.719	1.439	0.092	6
7	111	PEGORARO Lorenzo	ITA Best Lap	Best Lap (ITA)	Ferrari 296 Challenge	1'43.163	1.883	0.444	6
8	101	COMANDINI Stefano	ITA Best Lap	Best Lap (ITA)	Ferrari 296 Challenge	1'43.741	2.461	0.578	6
9	114	FICO Giuseppe	DEU Oregon Team	Oregon Team (ITA)	Lamborghini Huracán ST Evo 2 GTC1P	1'43.828	2.548	0.087	6
10	272	STEFANI Ronnie	ITA DL Racing	DL Racing (ITA)	Lamborghini Huracán ST Evo 2 GTC1A	1'43.837	2.557	0.009	6
11	207	COASSIN Francesco	ITA Invictus	Invictus (ITA)	Lamborghini Huracán ST Evo 2 GTC1A	1'43.917	2.637	0.080	7
12	123	RODA Davide	ITA Double TT Racing	Double TT Racing	Ferrari 296 Challenge	1'44.154	2.874	0.237	7
13	250	GOSTNER David	ITA Gostner David	MP Racing (ITA)	Ferrari 296 Challenge	1'44.191	2.911	0.037	7
14	288	OLIVA Gaetano	ITA DL Racing	DL Racing (ITA)	Lamborghini Huracán ST Evo 2 GTC1A	1'44.214	2.934	0.023	6
15	211	BRISSELLI Victor	ITA Zanasi Racing	Zanasi Racing (ITA)	Ferrari 296 Challenge	1'44.269	2.989	0.055	7
16	203	PIRIA Vittoria	ITA Zanasi Racing	Zanasi Racing (ITA)	Ferrari 296 Challenge	1'44.343	3.063	0.074	6
17	150	MENDEZ Andres	COL Spirit of Racing	Spirit of Racing (ITA)	Ferrari 296 Challenge	1'44.362	3.082	0.019	6
18	559	OLIVIERI Flavio	ITA Raptor Engineering	Raptor Engineering (ITA)	McLaren Artura Trophy Evo	1'44.875	3.595	0.513	6
19	481	JEETS Gregor	EST Target Racing	Target Racing (ITA)	McLaren Artura Trophy Evo	1'45.017	3.737	0.142	6
20	412	FULGORI Alberto	ITA ZRS Motorsport	ZRS Motorsport (ITA)	Porsche 911 Cup 992	1'45.108	3.828	0.091	6
21	429	LAURINI Lodovico	ITA BiRace Motorsport	BiRace Motorsport (ITA)	Porsche 911 Cup 992	1'45.311	4.031	0.203	7
22	401	LARINI Davide	ITA A2 Motorsport	A2 Motorsport (ITA)	Porsche 911 Cup 992	1'45.362	4.082	0.051	6
23	212	PIERANTONI Emiliano	ITA MRNC12	MRNC12 (ITA)	Ferrari 296 Challenge	1'45.520	4.240	0.158	1
24	261	GOSTNER Thomas	ITA MP Racing	MP Racing (ITA)	Ferrari 296 Challenge	1'45.604	4.324	0.084	7
25	251	CARMINATI Ettore	ITA Carminat Ettore	CRM Competition (ITA)	Lamborghini Huracán ST Evo 2 GTC1A	1'45.734	4.454	0.130	6
26	445	PAVAN Sebastiano	ITA ZRS Motorsport	ZRS Motorsport (ITA)	Porsche 911 Cup 992	1'45.930	4.650	0.196	6
27	209	MATIC Petar	SRB Villorba Corse	Villorba Corse (ITA)	Lamborghini Huracán ST Evo 2 GTC1A	1'46.023	4.743	0.093	6
28	147	TUCCI Riccardo	ITA CRM Competition	CRM Competition (ITA)	Lamborghini Huracán ST Evo 2 GTC1P	1'46.224	4.944	0.201	7
29	571	ABBATI Massimo	ITA SP Racing Team	SP Racing Team (ITA)	Porsche 911 Cup 992	1'46.744	5.464	0.520	6
30	575	'LINOS'	ITA PS Performance	PS Performance (ITA)	Porsche 911 Cup 992	1'46.873	5.593	0.129	6
31	216	ALESSANDRI Pierluigi	ITA Target Racing	Target Racing (ITA)	Ferrari 296 Challenge	1'46.896	5.616	0.023	6
32	433	CALCAGNO Paolo	ITA BiRace Motorsport	BiRace Motorsport (ITA)	Porsche 911 Cup 992	1'47.031	5.751	0.135	6
33	488	ATTIANESE Luca	ITA APEX Competition	APEX Competition (ITA)	Porsche 911 Cup 992	1'47.565	6.285	0.534	6
34	188	SAMORUKOV Fedor	RUS Spirit of Racing	Spirit of Racing (ITA)	Ferrari 296 Challenge	1'47.583	6.303	0.018	5
35	569	NAVATTA Massimo	ITA Raptor Engineering	Raptor Engineering (ITA)	McLaren Artura Trophy Evo	1'47.628	6.348	0.045	6
36	273	GOSTNER Corinna	ITA Gostner Corinna	MP Racing (ITA)	Ferrari 296 Challenge	1'47.795	6.515	0.167	7
37	221	LEVY Federica	ITA MRNC12	MRNC12 (ITA)	Ferrari 296 Challenge	1'47.817	6.537	0.022	6
38	208	PRIVITELIO Luciano	SMR Villorba Corse	Villorba Corse (ITA)	Lamborghini Huracán ST Evo 2 GTC1A	1'48.217	6.937	0.400	3
39	231	GALLI Francesco	ITA Krypton by DL Racing	Krypton by DL Racing (ITA)	Lamborghini Huracán ST Evo 2 GTC1A	1'48.263	6.983	0.046	6
40	502	DI LEO Enrico	ITA Di Leo Enrico	MEGA Motorsport (ITA)	Porsche 911 Cup 992	1'48.619	7.339	0.356	6
41	517	RENMANS Rik	BEL Speed Lover	Speed Lover	Porsche 911 Cup 992	1'51.352	10.072	2.733	6
42	531	MARZI Valerio	ITA APEX Competition	APEX Competition (ITA)	Porsche 911 Cup 992	1'54.337	13.057	2.985	6
43	119	SIMONINI Mattia	ITA Zanasi Racing	Zanasi Racing (ITA)	Ferrari 296 Challenge				7
44	117	BARTOSZUK Michal	POL MM Motorsport	MM Motorsport (ITA)	Lamborghini Huracán ST Evo 2 GTC1P				5
45	163	BUCCI Mattia	ITA DL Racing	DL Racing (ITA)	Lamborghini Huracán ST Evo 2 GTC1P				0

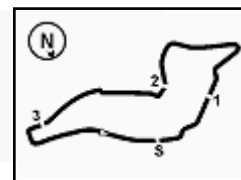
Humidity:	41%	Air	22°C
Condition:	DRY	Track	33°C

Stewards : Ivan Lambiasi Giuseppe Caridi Marino Tassinaro

Start	End
25/04/2026 10:13	10:43



Powered by FICr PERUGIA TIMING



ACI Racing Weekend Imola, 25-26 Aprile 2026

Campionato Italiano GT Sprint GTCup - Classifica Qualifying 1

Imola Circuit 4.909 m

2 / 2

Penalty and Infringement

10.17		RED FLAG
10.27	119 Zanasi Racing	#119 Lap Deleted (1'42.858) - Exceeded Track Limits T14
10.29		RED FLAG
10.30	207 Invictus	#207 Lap Deleted (2'22.858) - Exceeded Track Limits T14
10.30	117 MM Motorsport	#117 Best Time Deleted - Causing Red Flag
10.35	151 Spirit of Racing	#151 Lap Deleted (7'05.464) - Exceeded Track Limits T14
10.40		RED FLAG
10.42	251 Carminati Ettore	#251 Best Lap Deleted - Causing Red Flag

Fastest Laps Sequence

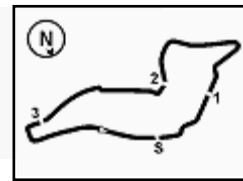
No.	Entrant	Nat	Team	Car	Local Time	Time	Gap	Avg
429	L. LAURINI	ITA	BiRace Motorsport	Porsche 911 Cup 992	10:16'47.500	1'45.604		167,346
212	E. PIERANTONI	ITA	MRNC12	Ferrari 296 Challenge	10:17'01.303	1'45.520	-0.084	167,479
123	D. RODA	ITA	Double TT Racing	Ferrari 296 Challenge	10:17'01.966	1'44.608	-0.912	168,939
288	G. OLIVA	ITA	DL Racing	Lamborghini Huracán ST Evo 2	10:17'11.972	1'44.214	-0.394	169,578
151	L. MEGNA	ITA	Spirit of Racing	Ferrari 296 Challenge	10:17'37.779	1'42.256	-1.958	172,825
106	M. POLLINI	ITA	Pollini Racing	Lamborghini Huracán ST Evo 2	10:28'54.326	1'41.890	-0.366	173,446
184	P. ALESSI	ITA	SF Squadra Corse	Lamborghini Huracán ST Evo 2	10:29'15.724	1'41.280	-0.610	174,491

Stewards : Ivan Lambiasi Giuseppe Caridi Marino Tassinaro

25/04/2026 Start 10:13 End 10:43

Powered by FICr PERUGIA TIMING





ACI Racing Weekend Imola, 25-26 Aprile 2026

Campionato Italiano GT Sprint GTCup - Best Sectors & Speed Qualifying 1

Imola Circuit 4.909 m

1 / 2

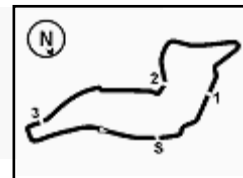
BEST LAP

1	184 ALESSI Pietro	Lamborghini Huracán ST Evo 2	1'41.280
2	106 POLLINI Matteo	Lamborghini Huracán ST Evo 2	1'41.890
3	151 MEGNA Leonardo	Ferrari 296 Challenge	1'42.256
4	109 LOVATI Tommaso	Ferrari 296 Challenge	1'42.278
5	112 PANICCIÀ Riccardo	Ferrari 296 Challenge	1'42.627
6	282 RUGOLO Michele	Ferrari 296 Challenge	1'42.719
7	111 PEGORARO Lorenzo	Ferrari 296 Challenge	1'43.163
8	101 COMANDINI Stefano	Ferrari 296 Challenge	1'43.741
9	114 FICO Giuseppe	Lamborghini Huracán ST Evo 2	1'43.828
10	272 STEFANI Ronnie	Lamborghini Huracán ST Evo 2	1'43.837
11	207 COASSIN Francesco	Lamborghini Huracán ST Evo 2	1'43.917
12	123 RODA Davide	Ferrari 296 Challenge	1'44.154
13	250 GOSTNER David	Ferrari 296 Challenge	1'44.191
14	288 OLIVA Gaetano	Lamborghini Huracán ST Evo 2	1'44.214
15	211 BRISELLI Victor	Ferrari 296 Challenge	1'44.269
16	203 PIRIA Vittoria	Ferrari 296 Challenge	1'44.343
17	150 MENDEZ Andres	Ferrari 296 Challenge	1'44.362
18	559 OLIVIERI Flavio	McLaren Artura Trophv Evo	1'44.875
19	481 JEETS Gregor	McLaren Artura Trophv Evo	1'45.017
20	412 FULGORI Alberto	Porsche 911 Cup 992	1'45.108
21	429 LAURINI Lodovico	Porsche 911 Cup 992	1'45.311
22	401 LARINI Davide	Porsche 911 Cup 992	1'45.362
23	212 PIERANTONI Emiliano	Ferrari 296 Challenge	1'45.520
24	261 GOSTNER Thomas	Ferrari 296 Challenge	1'45.604
25	251 CARMINATI Ettore	Lamborghini Huracán ST Evo 2	1'45.734
26	445 PAVAN Sebastiano	Porsche 911 Cup 992	1'45.930
27	209 MATIC Petar	Lamborghini Huracán ST Evo 2	1'46.023
28	147 TUCCI Riccardo	Lamborghini Huracán ST Evo 2	1'46.224
29	571 ABBATI Massimo	Porsche 911 Cup 992	1'46.744
30	575 'LINOS'	Porsche 911 Cup 992	1'46.873
31	216 ALESSANDRI Pierluigi	Ferrari 296 Challenge	1'46.896
32	433 CALCAGNO Paolo	Porsche 911 Cup 992	1'47.031
33	488 ATTIANESE Luca	Porsche 911 Cup 992	1'47.565
34	188 SAMORUKOV Fedor	Ferrari 296 Challenge	1'47.583
35	569 NAVATTA Massimo	McLaren Artura Trophv Evo	1'47.628
36	273 GOSTNER Corinna	Ferrari 296 Challenge	1'47.795
37	221 LEVY Federica	Ferrari 296 Challenge	1'47.817
38	208 PRIVITELIO Luciano	Lamborghini Huracán ST Evo 2	1'48.217
39	231 GALLI Francesco	Lamborghini Huracán ST Evo 2	1'48.263
40	502 DI LEO Enrico	Porsche 911 Cup 992	1'48.619
41	517 RENMANS Rik	Porsche 911 Cup 992	1'51.352
42	531 MARZI Valerio	Porsche 911 Cup 992	1'54.337
43	117 BARTOSZUK Michal	Lamborghini Huracán ST Evo 2	
44	119 SIMONINI Mattia	Ferrari 296 Challenge	
45	163 BUCCI Mattia	Lamborghini Huracán ST Evo 2	

SPEED

1	117 BARTOSZUK Michal	Lamborghini Huracán ST Evo 2	292,7
2	109 LOVATI Tommaso	Ferrari 296 Challenge	292,7
3	203 PIRIA Vittoria	Ferrari 296 Challenge	291,9
4	147 TUCCI Riccardo	Lamborghini Huracán ST Evo 2	291,1
5	101 COMANDINI Stefano	Ferrari 296 Challenge	291,1
6	184 ALESSI Pietro	Lamborghini Huracán ST Evo 2	290,3
7	208 PRIVITELIO Luciano	Lamborghini Huracán ST Evo 2	289,5
8	288 OLIVA Gaetano	Lamborghini Huracán ST Evo 2	289,5
9	207 COASSIN Francesco	Lamborghini Huracán ST Evo 2	289,5
10	150 MENDEZ Andres	Ferrari 296 Challenge	289,5
11	272 STEFANI Ronnie	Lamborghini Huracán ST Evo 2	288,0
12	211 BRISELLI Victor	Ferrari 296 Challenge	288,0
13	231 GALLI Francesco	Lamborghini Huracán ST Evo 2	288,0
14	282 RUGOLO Michele	Ferrari 296 Challenge	288,0
15	151 MEGNA Leonardo	Ferrari 296 Challenge	288,0
16	123 RODA Davide	Ferrari 296 Challenge	288,0
17	114 FICO Giuseppe	Lamborghini Huracán ST Evo 2	288,0
18	251 CARMINATI Ettore	Lamborghini Huracán ST Evo 2	288,0
19	261 GOSTNER Thomas	Ferrari 296 Challenge	286,5
20	111 PEGORARO Lorenzo	Ferrari 296 Challenge	286,5
21	250 GOSTNER David	Ferrari 296 Challenge	286,5
22	106 POLLINI Matteo	Lamborghini Huracán ST Evo 2	286,5
23	209 MATIC Petar	Lamborghini Huracán ST Evo 2	285,7
24	112 PANICCIÀ Riccardo	Ferrari 296 Challenge	285,7
25	221 LEVY Federica	Ferrari 296 Challenge	285,0
26	188 SAMORUKOV Fedor	Ferrari 296 Challenge	285,0
27	216 ALESSANDRI Pierluigi	Ferrari 296 Challenge	285,0
28	212 PIERANTONI Emiliano	Ferrari 296 Challenge	283,5
29	119 SIMONINI Mattia	Ferrari 296 Challenge	283,5
30	273 GOSTNER Corinna	Ferrari 296 Challenge	282,7
31	559 OLIVIERI Flavio	McLaren Artura Trophy Evo	279,1
32	481 JEETS Gregor	McLaren Artura Trophy Evo	278,4
33	502 DI LEO Enrico	Porsche 911 Cup 992	276,9
34	531 MARZI Valerio	Porsche 911 Cup 992	276,9
35	569 NAVATTA Massimo	McLaren Artura Trophy Evo	276,9
36	488 ATTIANESE Luca	Porsche 911 Cup 992	275,5
37	429 LAURINI Lodovico	Porsche 911 Cup 992	275,5
38	571 ABBATI Massimo	Porsche 911 Cup 992	275,5
39	401 LARINI Davide	Porsche 911 Cup 992	275,5
40	575 'LINOS'	Porsche 911 Cup 992	274,1
41	433 CALCAGNO Paolo	Porsche 911 Cup 992	274,1
42	517 RENMANS Rik	Porsche 911 Cup 992	274,1
43	445 PAVAN Sebastiano	Porsche 911 Cup 992	274,1
44	412 FULGORI Alberto	Porsche 911 Cup 992	272,7





ACI Racing Weekend Imola, 25-26 Aprile 2026

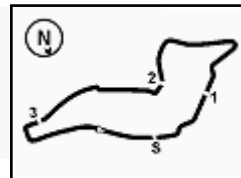
Campionato Italiano GT Sprint GTCup - Best Sectors & Speed Qualifying 1

Imola Circuit 4.909 m

2 / 2

SEG. 1			SEG. 2			SEG. 3			SEG. 4						
1	106	POLLINI Matteo	20.832	1	184	ALESSI Pietro	33.319	1	109	LOVATI Tommaso	28.551	1	106	POLLINI Matteo	18.098
2	184	ALESSI Pietro	20.962	2	151	MEGNA Leonardo	33.451	2	151	MEGNA Leonardo	28.581	2	151	MEGNA Leonardo	18.150
3	151	MEGNA Leonardo	20.998	3	106	POLLINI Matteo	33.553	3	119	SIMONINI Mattia	28.653	3	184	ALESSI Pietro	18.214
4	282	RUGOLO Michele	21.025	4	109	LOVATI Tommaso	33.555	4	112	PANICCIA Riccardo	28.693	4	109	LOVATI Tommaso	18.231
5	119	SIMONINI Mattia	21.081	5	272	STEFANI Ronnie	33.739	5	184	ALESSI Pietro	28.744	5	282	RUGOLO Michele	18.339
6	109	LOVATI Tommaso	21.110	6	119	SIMONINI Mattia	33.854	6	106	POLLINI Matteo	29.025	6	112	PANICCIA Riccardo	18.382
7	272	STEFANI Ronnie	21.123	7	282	RUGOLO Michele	33.915	7	123	RODA Davide	29.030	7	207	COASSIN Francesco	18.392
8	111	PEGORARO Lorenzo	21.267	8	112	PANICCIA Riccardo	33.940	8	150	MENDEZ Andres	29.051	8	114	FICO Giuseppe	18.417
9	101	COMANDINI Stefano	21.299	9	117	BARTOSZUK Michal	34.072	9	282	RUGOLO Michele	29.187	9	429	LAURINI Lodovico	18.418
10	112	PANICCIA Riccardo	21.305	10	101	COMANDINI Stefano	34.156	10	111	PEGORARO Lorenzo	29.239	10	111	PEGORARO Lorenzo	18.462
11	288	OLIVA Gaetano	21.322	11	288	OLIVA Gaetano	34.157	11	207	COASSIN Francesco	29.284	11	250	GOSTNER David	18.500
12	203	PIRIA Vittoria	21.327	12	207	COASSIN Francesco	34.157	12	114	FICO Giuseppe	29.291	12	101	COMANDINI Stefano	18.527
13	117	BARTOSZUK Michal	21.354	13	111	PEGORARO Lorenzo	34.195	13	429	LAURINI Lodovico	29.318	13	272	STEFANI Ronnie	18.536
14	207	COASSIN Francesco	21.404	14	123	RODA Davide	34.256	14	117	BARTOSZUK Michal	29.329	14	559	OLIVIERI Flavio	18.558
15	231	GALLI Francesco	21.447	15	150	MENDEZ Andres	34.269	15	147	TUCCI Riccardo	29.432	15	211	BRISSELLI Victor	18.563
16	559	OLIVIERI Flavio	21.502	16	559	OLIVIERI Flavio	34.292	16	101	COMANDINI Stefano	29.439	16	150	MENDEZ Andres	18.566
17	250	GOSTNER David	21.530	17	251	CARMINATI Ettore	34.311	17	212	PIERANTONI Emiliano	29.447	17	123	RODA Davide	18.575
18	123	RODA Davide	21.545	18	114	FICO Giuseppe	34.360	18	251	CARMINATI Ettore	29.566	18	203	PIRIA Vittoria	18.595
19	429	LAURINI Lodovico	21.548	19	429	LAURINI Lodovico	34.380	19	272	STEFANI Ronnie	29.576	19	147	TUCCI Riccardo	18.604
20	216	ALESSANDRI Pierluigi	21.572	20	250	GOSTNER David	34.385	20	481	JEETS Gregor	29.687	20	261	GOSTNER Thomas	18.606
21	150	MENDEZ Andres	21.618	21	216	ALESSANDRI Pierluigi	34.396	21	412	FULGORI Alberto	29.705	21	445	PAVAN Sebastiano	18.612
22	114	FICO Giuseppe	21.648	22	401	LARINI Davide	34.474	22	250	GOSTNER David	29.706	22	119	SIMONINI Mattia	18.627
23	251	CARMINATI Ettore	21.659	23	412	FULGORI Alberto	34.505	23	559	OLIVIERI Flavio	29.767	23	251	CARMINATI Ettore	18.634
24	147	TUCCI Riccardo	21.667	24	481	JEETS Gregor	34.574	24	216	ALESSANDRI Pierluigi	29.770	24	288	OLIVA Gaetano	18.659
25	211	BRISSELLI Victor	21.668	25	147	TUCCI Riccardo	34.636	25	445	PAVAN Sebastiano	29.774	25	212	PIERANTONI Emiliano	18.678
26	401	LARINI Davide	21.712	26	203	PIRIA Vittoria	34.765	26	211	BRISSELLI Victor	29.775	26	273	GOSTNER Corinna	18.720
27	261	GOSTNER Thomas	21.753	27	212	PIERANTONI Emiliano	34.770	27	288	OLIVA Gaetano	29.792	27	412	FULGORI Alberto	18.731
28	212	PIERANTONI Emiliano	21.809	28	433	CALCAGNO Paolo	34.858	28	261	GOSTNER Thomas	29.818	28	401	LARINI Davide	18.746
29	481	JEETS Gregor	21.809	29	208	PRIVITELIO Luciano	34.964	29	273	GOSTNER Corinna	29.890	29	188	SAMORUKOV Fedor	18.784
30	209	MATIC Petar	21.867	30	571	ABBATI Massimo	34.969	30	401	LARINI Davide	30.140	30	209	MATIC Petar	18.801
31	488	ATTIANESE Luca	21.892	31	209	MATIC Petar	34.994	31	575	'LINOS'	30.161	31	481	JEETS Gregor	18.852
32	433	CALCAGNO Paolo	21.974	32	261	GOSTNER Thomas	35.002	32	231	GALLI Francesco	30.214	32	571	ABBATI Massimo	18.860
33	208	PRIVITELIO Luciano	22.081	33	488	ATTIANESE Luca	35.042	33	209	MATIC Petar	30.260	33	575	'LINOS'	18.899
34	575	'LINOS'	22.102	34	575	'LINOS'	35.059	34	571	ABBATI Massimo	30.428	34	569	NAVATTA Massimo	18.913
35	221	LEVY Federica	22.110	35	231	GALLI Francesco	35.136	35	221	LEVY Federica	30.503	35	221	LEVY Federica	19.029
36	571	ABBATI Massimo	22.125	36	445	PAVAN Sebastiano	35.277	36	433	CALCAGNO Paolo	30.606	36	433	CALCAGNO Paolo	19.061
37	531	MARZI Valerio	22.136	37	188	SAMORUKOV Fedor	35.292	37	502	DI LEO Enrico	30.726	37	531	MARZI Valerio	19.068
38	412	FULGORI Alberto	22.167	38	502	DI LEO Enrico	35.305	38	188	SAMORUKOV Fedor	30.740	38	488	ATTIANESE Luca	19.137
39	188	SAMORUKOV Fedor	22.218	39	569	NAVATTA Massimo	35.354	39	569	NAVATTA Massimo	30.839	39	502	DI LEO Enrico	19.178
40	445	PAVAN Sebastiano	22.267	40	273	GOSTNER Corinna	35.784	40	488	ATTIANESE Luca	30.903	40	117	BARTOSZUK Michal	19.329
41	273	GOSTNER Corinna	22.303	41	221	LEVY Federica	35.796	41	208	PRIVITELIO Luciano	30.975	41	231	GALLI Francesco	19.343
42	502	DI LEO Enrico	22.343	42	211	BRISSELLI Victor	36.280	42	531	MARZI Valerio	31.436	42	517	RENMANS Rik	19.568
43	569	NAVATTA Massimo	22.375	43	517	RENMANS Rik	36.427	43	517	RENMANS Rik	32.301	43	216	ALESSANDRI Pierluigi	19.780
44	517	RENMANS Rik	22.621	44	531	MARZI Valerio	37.719	44	203	PIRIA Vittoria	35.958	44	208	PRIVITELIO Luciano	20.197





ACI Racing Weekend Imola, 25-26 Aprile 2026

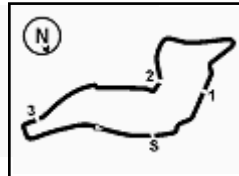
Campionato Italiano GT Sprint GTCup - Ideal Time Qualifying 1

Imola Circuit 4.909 m
1 / 2

No. Driver Entrant	Car	Seg. 1 Diff. 1	Seg. 2 Diff. 2	Seg. 3 Diff. 3	Seg. 4 Diff. 4	Ideal Time		
						Best Lap	Pos.	Diff.
1 151 MEGNA L. (ITA) SPIRIT OF RACING	Ferrari 296 Challenge	20.998 +0.392	33.451 +0.171	28.581 +0.513	18.150	1'41.180 1'42.256	3	1.076
2 184 ALESSI P. (ITA) SF SQUADRA CORSE	Lamborghini Huracán ST Evo 2	20.962 +0.041	33.319	28.744	18.214	1'41.239 1'41.280	1	0.041
3 109 LOVATI T. (ITA) ZANASI RACING	Ferrari 296 Challenge	21.110 +0.191	33.555 +0.640	28.551	18.231	1'41.447 1'42.278	4	0.831
4 106 POLLINI M. (ITA) POLLINI GIACOMO	Lamborghini Huracán ST Evo 2	20.832 +0.382	33.553	29.025	18.098	1'41.508 1'41.890	2	0.382
5 112 PANICCIÀ R. (ITA) MRNC12	Ferrari 296 Challenge	21.305 +0.307	33.940	28.693	18.382	1'42.320 1'42.627	5	0.307
6 282 RUGOLO M. (ITA) SPIRIT OF RACING	Ferrari 296 Challenge	21.025 +0.253	33.915	29.187	18.339	1'42.466 1'42.719	6	0.253
7 272 STEFANI R. (ITA) DL RACING	Lamborghini Huracán ST Evo 2	21.123 +0.246	33.739 +0.617	29.576	18.536	1'42.974 1'43.837	10	0.863
8 111 PEGORARO L. (ITA) BEST LAP	Ferrari 296 Challenge	21.267	34.195	29.239	18.462	1'43.163 1'43.163	7	
9 207 COASSIN F. (ITA) INVICTUS	Lamborghini Huracán ST Evo 2	21.404 +0.176	34.157 +0.307	29.284 +0.197	18.392	1'43.237 1'43.917	11	0.680
10 123 RODA D. (ITA) DOUBLE TT RACING	Ferrari 296 Challenge	21.545 +0.184	34.256	29.030	18.575 +0.564	1'43.406 1'44.154	12	0.748
11 101 COMANDINI S. (ITA) BEST LAP	Ferrari 296 Challenge	21.299 +0.006	34.156 +0.314	29.439	18.527	1'43.421 1'43.741	8	0.320
12 150 MENDEZ A. (COL) SPIRIT OF RACING	Ferrari 296 Challenge	21.618	34.269 +0.100	29.051 +0.758	18.566	1'43.504 1'44.362	17	0.858
13 429 LAURINI L. (ITA) BIRACE MOTORSPORT	Porsche 911 Cup 992	21.548 +0.199	34.380 +0.642	29.318 +0.459	18.418 +0.347	1'43.664 1'45.311	21	1.647
14 114 FICO G. (DEU) OREGON TEAM	Lamborghini Huracán ST Evo 2	21.648 +0.112	34.360	29.291	18.417	1'43.716 1'43.828	9	0.112
15 288 OLIVA G. (ITA) DL RACING	Lamborghini Huracán ST Evo 2	21.322	34.157 +0.284	29.792	18.659	1'43.930 1'44.214	14	0.284
16 559 OLIVIERI F. (ITA) RAPTOR ENGINEERING	McLaren Artura Trophy Evo	21.502 +0.295	34.292	29.767 +0.424	18.558 +0.037	1'44.119 1'44.875	18	0.756
17 250 GOSTNER D. (ITA) GOSTNER DAVID	Ferrari 296 Challenge	21.530 +0.070	34.385	29.706	18.500	1'44.121 1'44.191	13	0.070
18 251 CARMINATI E. (ITA) CARMINATI ETTORE	Lamborghini Huracán ST Evo 2	21.659 +0.380	34.311 +0.771	29.566 +0.413	18.634	1'44.170 1'45.734	25	1.564
19 147 TUCCI R. (ITA) CRM COMPETITION	Lamborghini Huracán ST Evo 2	21.667 +0.896	34.636 +0.597	29.432 +0.344	18.604 +0.048	1'44.339 1'46.224	28	1.885
20 212 PIERANTONI E. (ITA) MRNC12	Ferrari 296 Challenge	21.809 +0.816	34.770	29.447	18.678	1'44.704 1'45.520	23	0.816
21 481 JEETS G. (EST) TARGET RACING	McLaren Artura Trophy Evo	21.809 +0.095	34.574	29.687	18.852	1'44.922 1'45.017	19	0.095
22 401 LARINI D. (ITA) A2 MOTORSPORT	Porsche 911 Cup 992	21.712 +0.290	34.474	30.140	18.746	1'45.072 1'45.362	22	0.290
23 412 FULGORI A. (ITA) ZRS MOTORSPORT	Porsche 911 Cup 992	22.167	34.505	29.705	18.731	1'45.108 1'45.108	20	
24 261 GOSTNER T. (ITA) MP RACING	Ferrari 296 Challenge	21.753 +0.385	35.002 +0.040	29.818	18.606	1'45.179 1'45.604	24	0.425
25 216 ALESSANDRI P. (ITA) TARGET RACING	Ferrari 296 Challenge	21.572 +0.680	34.396 +0.364	29.770	19.780 +0.334	1'45.518 1'46.896	31	1.378
26 209 MATIC P. (SRB) VILLORBA CORSE	Lamborghini Huracán ST Evo 2	21.867 +0.101	34.994	30.260	18.801	1'45.922 1'46.023	27	0.101
27 445 PAVAN S. (ITA) ZRS MOTORSPORT	Porsche 911 Cup 992	22.267	35.277	29.774	18.612	1'45.930 1'45.930	26	
28 231 GALLI F. (ITA) KRYPTON BY DL RACING	Lamborghini Huracán ST Evo 2	21.447 +1.443	35.136 +0.099	30.214 +0.581	19.343	1'46.140 1'48.263	39	2.123
29 575 'LINOS' (ITA) PS PERFORMANCE	Porsche 911 Cup 992	22.102 +0.652	35.059	30.161	18.899	1'46.221 1'46.873	30	0.652
30 571 ABBATI M. (ITA) SP RACING TEAM	Porsche 911 Cup 992	22.125 +0.166	34.969 +0.196	30.428	18.860	1'46.382 1'46.744	29	0.362
31 433 CALCAGNO P. (ITA) BIRACE MOTORSPORT	Porsche 911 Cup 992	21.974 +0.320	34.858 +0.002	30.606 +0.210	19.061	1'46.499 1'47.031	32	0.532
32 273 GOSTNER C. (ITA) GOSTNER CORINNA	Ferrari 296 Challenge	22.303 +1.098	35.784	29.890	18.720	1'46.697 1'47.795	36	1.098
33 488 ATTIANESE L. (ITA) APEX COMPETITION	Porsche 911 Cup 992	21.892 +0.366	35.042	30.903 +0.064	19.137 +0.161	1'46.974 1'47.565	33	0.591
34 188 SAMORUKOV F. (RUS) SPIRIT OF RACING	Ferrari 296 Challenge	22.218 +0.126	35.292	30.740 +0.423	18.784	1'47.034 1'47.583	34	0.549

25/04/2026





ACI Racing Weekend Imola, 25-26 Aprile 2026

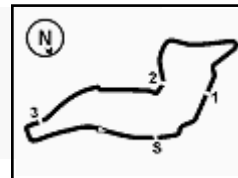
Campionato Italiano GT Sprint GTCup - Ideal Time Qualifying 1

Imola Circuit 4.909 m

2 / 2

No. Driver Entrant	Car	Seg. 1	Seg. 2	Seg. 3	Seg. 4	Ideal Time		
		Diff. 1	Diff. 2	Diff. 3	Diff. 4	Best Lap	Pos.	Diff.
35 221 LEVY F. (ITA) MRNC12	Ferrari 296 Challenge	22.110 +0.379	35.796	30.503	19.029	1'47.438 1'47.817	37	0.379
36 569 NAVATTA M. (ITA) RAPTOR ENGINEERING	McLaren Artura Trophy Evo	22.375 +0.147	35.354	30.839	18.913	1'47.481 1'47.628	35	0.147
37 502 DI LEO E. (ITA) DI LEO ENRICO	Porsche 911 Cup 992	22.343 +0.066	35.305 +1.001	30.726	19.178	1'47.552 1'48.619	40	1.067
38 208 PRIVITELIO L. (SMR) VILLORBA CORSE	Lamborghini Huracán ST Evo 2	22.081	34.964	30.975	20.197	1'48.217 1'48.217	38	
39 531 MARZI V. (ITA) APEX COMPETITION	Porsche 911 Cup 992	22.136 +2.067	37.719 +1.911	31.436	19.068	1'50.359 1'54.337	42	3.978
40 517 RENMANS R. (BEL) SPEED LOVER	Porsche 911 Cup 992	22.621 +0.435	36.427	32.301	19.568	1'50.917 1'51.352	41	0.435
211 BRISELLI V. (ITA) ZANASI RACING	Ferrari 296 Challenge		Missing Sector			1'44.269		
203 PIRIA V. (ITA) ZANASI RACING	Ferrari 296 Challenge		Missing Sector			1'44.343		
117 BARTOSZUK M. (POL) MM MOTORSPORT	Lamborghini Huracán ST Evo 2							
119 SIMONINI M. (ITA) ZANASI RACING	Ferrari 296 Challenge							
163 BUCCI M. (ITA) DL RACING	Lamborghini Huracán ST Evo 2							
Overall Ideal Time		20.832	33.319	28.551	18.098	1'40.800		





ACI Racing Weekend Imola, 25-26 Aprile 2026

Campionato Italiano GT Sprint GTCup - Analisi Tempi Qualifying 1

Imola Circuit 4.909 m

1 / 4

101 Best Lap (1'43.741)

Lap	Seg.1	Seg.2	Seg.3	Seg.4	Lap Time	km/h	Local Time
Stefano Comandini							
							10:14'22.836
1	38.369	35.989	30.467	18.773	2'03.598P	186,9	10:16'26.434
2	21.299	34.663	31.773	4'24.250	5'51.985CP	288,0	10:22'18.419
3	2'30.015	34.680	33.907	21.415	4'00.017P	150,0	10:26'18.436
4	21.305	34.470	29.439	18.527	1'43.741	289,5	10:28'02.177
5	21.859	34.156	30.577	5'51.010	7'17.602CP	290,3	10:35'19.779
6	2'27.339	35.244	29.765	19.487	3'51.835P	191,5	10:39'11.614
7	22.148	34.799	31.189			291,1	

106 Pollini Giacomo (1'41.890)

Lap	Seg.1	Seg.2	Seg.3	Seg.4	Lap Time	km/h	Local Time
Matteo Pollini							
							10:14'17.161
1	38.493	36.318	30.455	18.513	2'03.779P	186,2	10:16'20.940
2	22.536	34.237	28.962	7'20.604	8'46.339P	283,5	10:25'07.279
3	36.801	34.295	34.116	19.945	2'05.157P	188,8	10:27'12.436
4	21.214	33.553	29.025	18.098	1'41.890	283,5	10:28'54.326
5	20.832	50.233	1'01.543	6'40.017	8'52.625P	286,5	10:37'46.951
6	36.805	35.148	30.208	18.771	2'00.932P	188,8	10:39'47.883
7	21.873	35.006				286,5	

109 Zanasi Racing (1'42.278)

Lap	Seg.1	Seg.2	Seg.3	Seg.4	Lap Time	km/h	Local Time
Tommaso Lovati							
							10:14'27.866
1	37.388	35.067	33.174	18.613	2'04.242P	191,5	10:16'32.108
2	21.226	33.555	32.318	4'22.661	5'49.760CP	288,0	10:22'21.868
3	2'27.345	34.905	37.748	19.998	3'59.996P	193,9	10:26'21.864
4	21.301	34.195	28.551	18.231	1'42.278	292,7	10:28'04.142
5	22.031	33.786	31.354	5'50.252	7'17.423CP	291,1	10:35'21.565
6			30.536	22.763	3'54.602P	192,5	10:39'16.167
7	21.110	34.036	31.047			291,9	

111 Best Lap (1'43.163)

Lap	Seg.1	Seg.2	Seg.3	Seg.4	Lap Time	km/h	Local Time
Lorenzo Pegoraro							
							10:15'30.277
1	22.240	36.383	32.013	19.981		186,5	10:15'30.277
2	21.477	1'00.252	1'04.201	2'34.426	5'00.356CP	286,5	10:22'20.510
3	2'28.269	35.079	33.584	21.803	3'58.735P	168,8	10:26'19.245
4	21.267	34.195	29.239	18.462	1'43.163	285,0	10:28'02.408
5	25.543	35.998	31.152	5'51.492	7'24.185CP	240,5	10:35'26.593
6	2'24.635	35.871	39.396	18.805	3'58.707P	192,5	10:39'25.300
7	21.352	34.254				283,5	

112 MRNC12 (1'42.627)

Lap	Seg.1	Seg.2	Seg.3	Seg.4	Lap Time	km/h	Local Time
Riccardo Panicià							
							10:14'03.661
1	45.260	40.384	32.184	19.129	2'16.957P	123,1	10:16'20.618
2	23.619	38.608	37.212	6'37.811	8'17.250P	282,7	10:24'37.868
3	38.623	34.809	34.867	19.869	2'08.168P	184,0	10:26'46.036
4	21.612	33.940	28.693	18.382	1'42.627	284,2	10:28'28.663
5	21.561	33.856	55.877	7'07.278	8'58.572P	285,7	10:37'27.235
6	40.407	35.466	37.877	19.500	2'13.250P	190,5	10:39'40.485
7	21.305	33.843				282,0	

114 Oregon Team (1'43.828)

Lap	Seg.1	Seg.2	Seg.3	Seg.4	Lap Time	km/h	Local Time
Giuseppe Fico							
							10:15'06.887
1	21.983	35.386	30.172	19.233	1'46.774	285,0	10:16'53.661
2	21.648	34.811	58.831	6'27.701	8'22.991P	288,0	10:25'16.652

3	39.691	39.801	30.663	19.051	2'09.206P	186,5	10:27'25.858
4	21.760	34.360	29.291	18.417	1'43.828	286,5	10:29'09.686
5	29.000	1'09.284	1'02.502	6'27.273	9'08.059P	287,2	10:38'17.745
6	41.089	36.100	30.415	18.778	2'06.382P	172,8	10:40'24.127
7						286,5	

117 MM Motorsport

Lap	Seg.1	Seg.2	Seg.3	Seg.4	Lap Time	km/h	Local Time
Michal Bartoszuk							
							10:17'55.071
1	34.748	40.197	30.820	20.404	C 143,2	10:17'55.071	
2	2'40.363	37.712	36.008	22.521	4'16.604P	175,6	10:26'16.904
3	21.670	34.313	29.329	18.616	1'43.928C	290,3	10:28'00.832
4	21.354	34.072	4'55.176	42.508	6'33.110CP	292,7	10:34'33.942
5	3'29.346	37.370	34.746	19.329	5'00.791P	180,3	10:39'34.733
6	22.169	35.381				276,9	

119 Zanasi Racing

Lap	Seg.1	Seg.2	Seg.3	Seg.4	Lap Time	km/h	Local Time
Mattia Simonini							
							10:14'09.644
1	40.483	38.671	30.481	18.780	2'08.415P	177,6	10:16'18.059
2	21.508	34.183	28.713	38.500	2'02.904CP	282,7	10:18'20.963
3	6'06.426	36.437	37.176	20.743	7'40.782P	163,9	10:26'01.745
4	21.388	34.305	28.653	18.512	1'42.858C	282,0	10:27'44.603
5	21.081	33.854	28.673	18.422	1'42.030C	283,5	10:29'26.633
6	33.316	1'08.544	1'01.750	3'21.360	6'04.970CP	168,8	10:35'31.603
7	2'24.511	39.443	36.803	18.627	3'59.384P	175,6	10:39'30.987
8	21.307					282,7	

123 Double TT Racing (1'44.154)

Lap	Seg.1	Seg.2	Seg.3	Seg.4	Lap Time	km/h	Local Time
Davide Roda							
							10:15'17.358
1	21.809	34.718	29.506	18.575	1'44.608	283,5	10:17'01.966
2	21.737	38.907	58.784	2'50.059	4'49.487CP	288,0	10:21'51.453
3	2'39.905	35.552	37.460	22.795	4'15.712P	187,5	10:26'07.165
4	21.729	34.256	29.030	19.139	1'44.154	282,0	10:27'51.319
5	21.729	35.212	29.549	5'45.368	7'11.858CP	285,0	10:35'03.177
6	2'26.668	35.438	30.678	19.049	3'51.833P	174,8	10:38'55.010
7	21.545	34.413	29.862	18.356	1'44.176C	281,3	10:40'39.186
8						212,2	

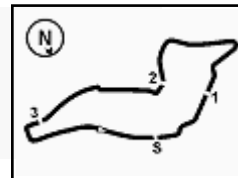
147 CRM Competition (1'46.224)

Lap	Seg.1	Seg.2	Seg.3	Seg.4	Lap Time	km/h	Local Time
Riccardo Tucci							
							10:15'13.489
1	22.563	35.233	29.776	18.652	1'46.224	282,7	10:16'59.713
2	21.723	37.636	56.834	56.413	2'52.606CP	290,3	10:19'52.319
3	4'52.456	35.805	35.085	25.419	6'28.765P	177,3	10:26'21.084
4	21.941	35.629	30.392	18.693	1'46.655	289,5	10:28'07.739
5	22.419	34.636	31.102	59.065	2'27.222CP	291,1	10:30'34.961
6	6'49.971	34.851	29.494	18.604	8'12.920P	187,5	10:38'47.881
7	21.667	35.204	29.432	18.489	1'44.792C	289,5	10:40'32.673
8						291,1	

150 Spirit of Racing (1'44.362)

Lap	Seg.1	Seg.2	Seg.3	Seg.4	Lap Time	km/h	Local Time
Andres Mendez							
							10:15'29.197
1	22.324	36.949	34.274	20.424		177,6	10:15'29.197
2	21.691	1'00.138	1'02.440	2'24.350	4'48.619CP	288,8	10:22'06.345
3	2'29.727	36.273	41.832	23.274	4'11.106P	154,5	10:26'17.451
4	21.618	34.369	29.809	18.566	1'44.362	288,0	10:28'01.813
5	21.737	34.337	29.801	5'39.992	7'05.867CP	288,0	10:35'07.680
6	2'29.339	35.201	30.544	21.418	3'56.502P	190,1	10:39'04.182





ACI Racing Weekend Imola, 25-26 Aprile 2026

Campionato Italiano GT Sprint GTCup - Analisi Tempi Qualifying 1

Imola Circuit 4.909 m

2 / 4

7 21.705 34.269 29.051 289,5

1	1'05.608	36.257	31.750	22.747	2'36.362P	173,4	10:15'36.641
2	22.081	34.964	30.975	20.197	1'48.217	289,5	10:17'24.858
3	22.881	1'05.307	1'02.663	3'04.786	5'35.637CP	272,0	10:23'00.495
4	2'04.229	35.748	1'09.521			187,5	

151 Spirit of Racing (1'42.256)

Lap	Seg.1	Seg.2	Seg.3	Seg.4	Lap Time	km/h	Local Time
Leonardo Megna							
							10:13'42.815
1	38.566	40.155	32.620	21.367	2'12.708P	182,1	10:15'55.523
2	21.390	33.622	29.094	18.150	1'42.256	285,0	10:17'37.779
3	27.140	57.873	1'04.888	1'56.444	4'26.345CP	288,0	10:22'04.124
4	2'31.492	36.045	41.161	23.817	4'12.515P	155,0	10:26'16.639
5	21.358	33.710	28.998	18.206	1'42.272	285,7	10:27'58.911
6	21.042	33.451	28.646	5'42.325	7'05.464CP	286,5	10:35'04.375
7	2'31.178	34.368	31.566	22.135	3'59.247P	190,1	10:39'03.622
8	20.998	33.500	28.581	18.169	1'41.248C	283,5	10:40'44.870

209 Villorba Corse (1'46.023)

Lap	Seg.1	Seg.2	Seg.3	Seg.4	Lap Time	km/h	Local Time
Petar Matić							
							10:14'06.150
1	44.822	39.428	34.797	19.480	2'18.527P	168,8	10:16'24.677
2	22.115	35.371	33.140	6'41.580	8'12.206P	282,7	10:24'36.883
3	39.822	36.144	37.367	20.716	2'14.049P	178,8	10:26'50.932
4	21.968	34.994	30.260	18.801	1'46.023	281,3	10:28'36.955
5	21.867	36.163	52.877	5'30.690	7'21.597CP	285,7	10:35'58.552
6	2'03.198	35.970	40.519	22.280	3'41.967P	184,0	10:39'40.519
7	22.402	35.644				270,0	

184 SF Squadra Corse (1'41.280)

Lap	Seg.1	Seg.2	Seg.3	Seg.4	Lap Time	km/h	Local Time
Pietro Alessi							
							10:14'54.802
1	38.666	43.892	31.586	19.653	2'13.797P	184,9	10:17'08.599
2	20.962	39.144	54.797	6'22.224	8'17.127P	290,3	10:25'25.726
3	37.882	35.525	34.703	20.608	2'08.718P	183,4	10:27'34.444
4	21.003	33.319	28.744	18.214	1'41.280	290,3	10:29'15.724
5	25.454	1'08.904	1'02.117	6'30.474	9'06.949P	289,5	10:38'22.673
6	38.625	37.074	33.992	18.784	2'08.475CP	186,2	10:40'31.148
7						283,5	

211 Zanasi Racing (1'44.269)

Lap	Seg.1	Seg.2	Seg.3	Seg.4	Lap Time	km/h	Local Time
Victor Briselli							
							10:14'31.934
1	39.332	36.492	29.775	19.208	2'04.807P	188,2	10:16'36.741
2	22.345			55.496	2'25.496CP	287,2	10:19'02.237
3	5'25.881	36.280	37.101	21.106	7'00.368P	186,2	10:26'02.605
4	21.668			18.563	1'44.269	286,5	10:27'46.874
5	21.753			18.884	1'44.327C	286,5	10:29'31.201
6	31.315	1'06.822	1'01.761	6'00.068	8'39.966P	174,8	10:38'11.167
7	38.629			20.127	2'04.839P	185,2	10:40'16.006
8	22.324					288,0	

188 Spirit of Racing (1'47.583)

Lap	Seg.1	Seg.2	Seg.3	Seg.4	Lap Time	km/h	Local Time
Fedor Samorukov							
							10:16'17.599
1	47.436	42.611	50.402	3'11.324	5'31.773CP	132,8	10:21'49.372
2	2'41.519	37.636	39.886	24.548	4'23.589P	181,5	10:26'12.961
3	22.344	35.292	31.163	18.784	1'47.583	281,3	10:28'00.544
4	27.989	47.483	53.659	5'03.206	7'12.337CP	253,5	10:35'12.881
5	2'29.748	36.137	30.740	21.693	3'58.318P	183,4	10:39'11.199
6	22.218	35.864	30.930			285,0	

212 MRNC12 (1'45.520)

Lap	Seg.1	Seg.2	Seg.3	Seg.4	Lap Time	km/h	Local Time
Emiliano Pierantoni							
							10:15'15.783
						130,9	10:15'15.783
1	22.625	34.770	29.447	18.678	1'45.520	271,4	10:17'01.303
2	21.809	38.750	56.413			283,5	

203 Zanasi Racing (1'44.343)

Lap	Seg.1	Seg.2	Seg.3	Seg.4	Lap Time	km/h	Local Time
Vittoria Piria							
							10:14'35.561
1	37.087			19.098	2'01.564P	193,9	10:16'37.125
2	22.478			4'06.769	5'46.317CP	283,5	10:22'23.442
3	2'28.464	34.765	35.958	20.144	3'59.331P	193,2	10:26'22.773
4	21.928			18.595	1'44.343	291,9	10:28'07.116
5	21.667			5'56.254	7'21.989CP	288,0	10:35'29.105
6	2'22.977	36.775	48.037	22.228	4'10.017P	194,6	10:39'39.122
7	21.327					288,0	

216 Target Racing (1'46.896)

Lap	Seg.1	Seg.2	Seg.3	Seg.4	Lap Time	km/h	Local Time
Pierluigi Alessandri							
							10:15'12.165
1	22.252	37.574	32.784	21.375		108,5	10:15'12.165
2	21.727	34.760	29.770	20.114	1'46.896	273,4	10:16'59.061
3	39.053	37.110	57.237	6'32.824	8'28.898P	283,5	10:25'27.959
4	21.572	36.343	38.214	19.780	2'13.390P	187,2	10:27'41.349
5	34.396		29.810	18.525	1'44.303C	282,0	10:29'25.652
6	32.468	1'09.524	1'01.822	3'08.118	5'51.932CP	190,8	10:35'17.584
7	2'27.543	36.161	30.127	23.216	3'57.047P	188,5	10:39'14.631
8	21.824	34.623	32.989			285,0	

207 Invictus (1'43.917)

Lap	Seg.1	Seg.2	Seg.3	Seg.4	Lap Time	km/h	Local Time
Francesco Coassin							
							10:15'06.264
1	22.246	37.313	32.856	19.250		91,4	10:15'06.264
2		35.265	29.921	18.662	1'46.094	288,0	10:16'52.358
3	21.404	34.320	51.157	57.483	2'44.364CP	286,5	10:19'36.722
4	4'56.956	35.851	38.142	24.295	6'35.244P	190,1	10:26'11.966
5	21.580	34.464	29.481	18.392	1'43.917	282,7	10:27'55.883
6	21.521	34.157	29.381	5'41.085	7'06.144CP	289,5	10:35'02.027
7	2'27.824	36.409	33.006	20.395	3'57.634P	187,5	10:38'59.661
8	21.627	34.294	29.284	18.470	1'43.675C	282,0	10:40'43.336

221 MRNC12 (1'47.817)

Lap	Seg.1	Seg.2	Seg.3	Seg.4	Lap Time	km/h	Local Time
Federica Levy							
							10:15'29.760
1	22.600	37.278	35.110	20.411		145,7	10:15'29.760
2	22.526	36.311	31.831	20.491	1'51.233	283,5	10:17'20.993
3	37.852	59.271	1'04.125	4'52.618	7'18.540P	285,0	10:24'39.533
4	22.489	37.212	37.290	19.452	2'11.806P	187,2	10:26'51.339
5	22.110	35.796	30.503	19.029	1'47.817	274,1	10:28'39.156
6	43.569	36.689	50.616	6'55.429	8'44.844P	283,5	10:37'24.000
7	22.315	37.348	37.455	19.598	2'17.970P	183,4	10:39'41.970
8		35.859				285,0	

208 Villorba Corse (1'48.217)

Lap	Seg.1	Seg.2	Seg.3	Seg.4	Lap Time	km/h	Local Time
Luciano Privitello							
							10:13'00.279

231 Krypton by DL Racing (1'48.263)

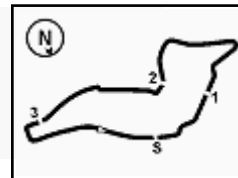
Lap	Seg.1	Seg.2	Seg.3	Seg.4	Lap Time	km/h	Local Time
Francesco Galli							
							10:14'56.819
1	45.967	40.150	40.006	20.575	2'26.698P	168,8	10:17'23.517

25/04/2026

P = Pits In/Out - C = Lap Time Cancelled



Powered by FICr PERUGIA TIMING



ACI Racing Weekend Imola, 25-26 Aprile 2026

Campionato Italiano GT Sprint GTCup - Analisi Tempi Qualifying 1

Imola Circuit 4.909 m

3 / 4

2	23.163	58.915	1'05.063	4'42.971	7'10.112P	285,0	10:24'33.629	7	38.733	36.333	31.568	18.974	2'05.608P	181,5	10:40'02.319
3	40.233	36.909	37.550	19.623	2'14.315P	186,9	10:26'47.944	8	22.303					282,0	
4	22.890	35.235	30.795	19.343	1'48.263	269,3	10:28'36.207								
5	21.761	34.824	53.004	4'49.862	6'39.451CP	286,5	10:35'15.658								
6	2'28.651	35.843	30.214	22.684	3'57.392P	173,6	10:39'13.050								
7	21.447	35.136	31.587			288,0									

250 Gostner David (1'44.191)

Lap	Seg.1	Seg.2	Seg.3	Seg.4	Lap Time	km/h	Local Time
David Gostner							
							10:13'29.375
1	40.171	36.833	30.633	20.195	2'07.832P	161,7	10:15'37.207
2	22.007	38.449	30.974	19.288	1'50.718	282,0	10:17'27.925
3	21.714	1'07.108	1'04.005	2'54.150	5'26.977CP	286,5	10:22'54.902
4	2'07.778	35.002	29.972	19.930	3'32.682P	171,2	10:26'27.584
5	21.600	34.385	29.706	18.500	1'44.191	286,5	10:28'11.775
6	21.684	35.678	46.763	7'58.621	9'42.746P	286,5	10:37'54.521
7	37.692	38.202	30.843	18.686	2'05.423P	181,8	10:39'59.944
8	21.530					285,0	

251 Carminati Ettore (1'45.734)

Lap	Seg.1	Seg.2	Seg.3	Seg.4	Lap Time	km/h	Local Time
Ettore Carminati							
		38.646	33.394	19.701		103,0	10:15'14.658
1	22.039	35.082	29.979	18.634	1'45.734	283,5	10:17'00.392
2	21.690	38.032	56.750	1'00.356	2'56.828CP	288,0	10:19'57.220
3	4'32.123	35.938	37.140	21.545	6'06.746P	177,6	10:26'03.966
4	21.860	34.699	29.566	18.667	1'44.792C	283,5	10:27'48.758
5	21.659	34.470	30.430	41.655	2'08.214CP	286,5	10:29'56.972
6	7'49.896	36.892	30.723	23.932	9'21.443P	186,5	10:39'18.415
7	21.784	34.311				284,2	

261 MP Racing (1'45.604)

Lap	Seg.1	Seg.2	Seg.3	Seg.4	Lap Time	km/h	Local Time
Thomas Gostner							
							10:13'31.421
1	43.015	37.763	30.925	18.939	2'10.642P	163,4	10:15'42.063
2	22.492	35.332	30.685	18.800	1'47.309	283,5	10:17'29.372
3	22.413	1'06.208	1'04.447	2'30.049	5'03.117CP	283,5	10:22'32.489
4	2'23.536	35.979	35.004	21.750	3'56.269P	185,2	10:26'28.758
5	22.138	35.042	29.818	18.606	1'45.604	272,7	10:28'14.362
6	22.207	35.002	47.721	7'56.436	9'41.366P	286,5	10:37'55.728
7	38.028	37.557	31.263	18.868	2'05.716P	186,5	10:40'01.444
8	21.753					285,0	

272 DL Racing (1'43.837)

Lap	Seg.1	Seg.2	Seg.3	Seg.4	Lap Time	km/h	Local Time
Ronnie Stefani							
		38.511	31.385	22.592		168,8	10:15'35.644
1	21.877	35.411	32.642	21.879	1'51.809	288,0	10:17'27.453
2	21.337	1'06.733	1'03.360	3'14.712	5'46.142CP	288,0	10:23'13.595
3	1'55.716	37.780	33.726	19.748	3'26.970P	187,8	10:26'40.565
4	21.369	34.356	29.576	18.536	1'43.837	286,5	10:28'24.402
5	21.123	33.841	55.903	4'56.118	6'46.985CP	285,7	10:35'11.387
6	2'29.477	35.515	31.231	21.800	3'58.023P	182,1	10:39'09.410
7	21.314	33.739	29.276			285,7	

273 Gostner Corinna (1'47.795)

Lap	Seg.1	Seg.2	Seg.3	Seg.4	Lap Time	km/h	Local Time
Corinna Gostner							
							10:13'33.091
1	43.294	38.697	31.079	19.161	2'12.231P	159,3	10:15'45.322
2	23.241	35.797	30.055	18.756	1'47.849	269,3	10:17'33.171
3	23.125	1'04.356	1'05.513	4'25.072	6'58.066P	282,7	10:24'31.237
4	41.267	36.008	36.468	20.752	2'14.495P	178,8	10:26'45.732
5	23.401	35.784	29.890	18.720	1'47.795	276,9	10:28'33.527
6	22.362	35.435	52.826	7'32.561	9'23.184P	276,9	10:37'56.711

282 Spirit of Racing (1'42.719)

Lap	Seg.1	Seg.2	Seg.3	Seg.4	Lap Time	km/h	Local Time
Michele Rugolo							
							10:15'28.883
1	21.509	37.892	37.944	20.564		189,5	10:15'28.883
2	21.180	59.377	1'02.254	5'17.159	7'39.970P	286,5	10:24'57.059
3	41.082	36.070	33.547	19.455	2'10.154P	189,5	10:27'07.213
4	21.278	33.915	29.187	18.339	1'42.719	285,0	10:28'49.932
5	21.025	52.509	1'01.423	6'56.115	9'11.072P	288,0	10:38'01.004
6	40.265	38.997	32.263	20.934	2'12.459P	189,5	10:40'13.463
7	21.193					285,0	

288 DL Racing (1'44.214)

Lap	Seg.1	Seg.2	Seg.3	Seg.4	Lap Time	km/h	Local Time
Gaetano Oliva							
							10:15'27.758
1	21.322	34.441	29.792	18.659	1'44.214	286,5	10:17'11.972
2	21.439	57.430	1'01.368	2'37.206	4'57.443CP	286,5	10:22'09.415
3	2'27.945	36.567	40.831	25.239	4'10.582P	162,4	10:26'19.997
4	21.962	34.157	31.816	18.909	1'46.844	289,5	10:28'06.841
5	24.129	36.807	35.108	8'46.568	10'22.612P	288,0	10:38'29.453
6	38.784	37.233	30.034	18.779	2'04.830CP	182,1	10:40'34.283
7						227,8	

401 A2 Motorsport (1'45.362)

Lap	Seg.1	Seg.2	Seg.3	Seg.4	Lap Time	km/h	Local Time
Davide Larini							
							10:15'22.273
1	22.176	39.175	40.876	20.934		109,1	10:15'22.273
2	22.585	59.898	1'03.892	3'01.210	5'27.585CP	271,4	10:22'38.947
3	2'18.260	35.773	31.882	23.388	3'49.303P	179,7	10:26'28.250
4	22.002	34.474	30.140	18.746	1'45.362	273,4	10:28'13.612
5	21.712	34.523	48.381	6'09.613	7'54.229CP	275,5	10:36'07.841
6	1'58.120	40.089	38.750	19.180	3'36.139P	179,7	10:39'43.980
7	21.998	35.863				269,3	

412 ZRS Motorsport (1'45.108)

Lap	Seg.1	Seg.2	Seg.3	Seg.4	Lap Time	km/h	Local Time
Alberto Fulgori							
							10:14'43.173
1	42.246	37.114	31.498	20.636	2'11.494P	169,3	10:16'54.667
2	22.398	36.417	57.509	6'18.589	8'14.913P	271,4	10:25'09.580
3	38.784	35.589	30.998	19.591	2'04.962P	175,9	10:27'14.542
4	22.167	34.505	29.705	18.731	1'45.108	268,7	10:28'59.650
5	21.777	1'00.176	59.780	6'51.472	9'13.205P	272,7	10:38'12.855
6	37.935	35.629	30.116	20.433	2'04.113P	178,2	10:40'16.968
7	22.192					270,7	

429 BiRace Motorsport (1'45.311)

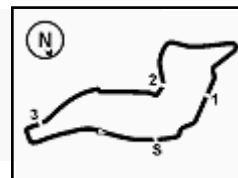
Lap	Seg.1	Seg.2	Seg.3	Seg.4	Lap Time	km/h	Local Time
Lodovico Laurini							
							10:15'01.896
1	23.010	34.858	29.318	18.418	1'45.604	271,4	10:16'47.500
2	21.548	34.380	42.203	54.167	2'32.298CP	275,5	10:19'19.798
3	5'23.629	36.524	43.782	31.036	7'14.971P	173,1	10:26'34.769
4	21.747	35.022	29.777	18.765	1'45.311	274,1	10:28'20.080
5	21.602	34.792	55.564	1'07.051	2'59.009CP	274,1	10:31'19.089
6	6'06.832	35.286	30.318	18.686	7'31.122P	178,5	10:38'50.211
7	21.638	34.996	29.483	18.775	1'44.892C	271,4	10:40'35.103
8						192,5	

433 BiRace Motorsport (1'47.031)

Lap	Seg.1	Seg.2	Seg.3	Seg.4	Lap Time	km/h	Local Time

25/04/2026 P = Pits In/Out - C = Lap Time Cancelled





ACI Racing Weekend Imola, 25-26 Aprile 2026

Campionato Italiano GT Sprint GTCup - Analisi Tempi Qualifying 1

Imola Circuit 4.909 m

4 / 4

Paolo Calcagno						
Lap	Seg.1	Seg.2	Seg.3	Seg.4	Lap Time	Local Time
1	22.985	36.627	30.606	19.212	1'49.430	272,7
2	21.974	57.742	1'01.000	47.332	3'08.048CP	274,1
3	4'16.467	39.053	43.078	27.621	6'06.219P	177,6
4	22.294	34.860	30.816	19.061	1'47.031	272,7
5	26.327	37.000	53.714	53.606	2'50.647CP	274,1
6	6'26.754	36.201	35.407	24.941	8'03.303P	177,6
7	22.036	34.858	30.604			272,0

445 ZRS Motorsport (1'45.930)						
Lap	Seg.1	Seg.2	Seg.3	Seg.4	Lap Time	Local Time
Sebastiano Pavan						
1	41.935	40.326	32.258	19.373	2'13.892P	180,0
2	22.627	36.371	40.610	6'49.127	8'28.735P	272,7
3	39.395	40.722	31.239	20.079	2'11.435P	181,5
4	22.267	35.277	29.774	18.612	1'45.930	272,7
5	30.066	1'09.086	1'02.532	6'22.826	9'04.510P	268,0
6	38.386	35.981	30.057	20.318	2'04.742P	183,4
7	22.040					274,1

481 Target Racing (1'45.017)						
Lap	Seg.1	Seg.2	Seg.3	Seg.4	Lap Time	Local Time
Gregor Jeets						
1	22.452	37.303	33.841	22.072		163,4
2	21.809	1'00.310	1'03.981	2'39.409	5'05.509CP	276,9
3	2'26.353	36.450	33.303	22.805	3'58.911P	175,3
4	21.904	34.574	29.687	18.852	1'45.017	278,4
5	22.972	37.907	48.896	5'34.129	7'23.904CP	266,7
6	2'20.958	39.727	38.741	19.303	3'58.729P	183,1
7	22.595	36.471				278,4

488 APEX Competition (1'47.565)						
Lap	Seg.1	Seg.2	Seg.3	Seg.4	Lap Time	Local Time
Luca Attianese						
1	22.691	36.782	36.837	20.864		146,5
2	24.405	1'04.991	1'05.085	2'47.646	5'22.127CP	274,1
3	2'14.089	37.237	34.062	21.803	3'47.191P	157,9
4	22.258	35.042	30.967	19.298	1'47.565	272,7
5	21.892	35.087	55.691	7'43.430	9'36.100P	275,5
6	39.290	37.049	30.903	19.137	2'06.379P	178,8
7	21.971					272,7

502 Di Leo Enrico (1'48.619)						
Lap	Seg.1	Seg.2	Seg.3	Seg.4	Lap Time	Local Time
Enrico Di Leo						
1	22.881	35.787	34.646	22.686		150,2
2	22.663	1'02.667	1'04.289	2'19.036	4'48.655CP	276,9
3	2'32.311	36.553	37.195	22.743	4'08.802P	172,8
4	22.409	36.306	30.726	19.178	1'48.619	275,5
5	22.343	35.600	46.527	5'14.477	6'58.947CP	274,1
6	2'30.610	35.702	32.779	21.678	4'00.769P	169,0
7	22.447	35.305	31.208			272,7

517 Speed Lover (1'51.352)						
Lap	Seg.1	Seg.2	Seg.3	Seg.4	Lap Time	Local Time
Rik Renmans						
1	49.591	43.636	39.106	20.934	2'33.267P	114,3
2	26.680	38.229	40.818	3'55.493	5'41.220CP	252,3
3	2'36.003	41.972	34.222	20.947	4'13.144P	141,4
4	23.056	36.427	32.301	19.568	1'51.352	270,7
5	22.621	36.688	56.803	5'24.659	7'20.771CP	274,1

531 APEX Competition (1'54.337)						
Lap	Seg.1	Seg.2	Seg.3	Seg.4	Lap Time	Local Time
Valerio Marzi						
1	23.488	40.246	37.936	22.460		167,2
2	23.500	1'04.423	1'05.227	3'02.345	5'35.495CP	276,9
3	2'01.113	38.133	38.828	22.458	3'40.532P	177,0
4	24.203	39.630	31.436	19.068	1'54.337	251,2
5	22.136	36.381	49.296	7'35.528	9'23.341P	276,9
6	39.970	37.719	31.909	19.750	2'09.348P	177,6
7	22.606					275,5

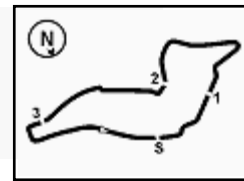
559 Raptor Engineering (1'44.875)						
Lap	Seg.1	Seg.2	Seg.3	Seg.4	Lap Time	Local Time
Flavio Olivieri						
1	44.735	37.813	29.767	18.558	2'10.873P	143,2
2	21.752	35.292	41.623	6'20.583	7'59.250P	278,4
3	39.411	40.565	32.062	19.182	2'11.220P	165,9
4	21.797	34.292	30.191	18.595	1'44.875	275,5
5	21.502	36.756	48.583	7'11.023	8'57.864P	279,1
6	40.272	38.163	31.483	19.154	2'09.072P	179,4
7	21.789	37.663				276,9

569 Raptor Engineering (1'47.628)						
Lap	Seg.1	Seg.2	Seg.3	Seg.4	Lap Time	Local Time
Massimo Navatta						
1	43.243	38.734	31.010	19.312	2'12.299P	149,6
2	22.527	36.807	58.149	5'59.538	7'57.021P	275,5
3	39.138	39.923	32.168	19.374	2'10.603P	180,0
4	22.522	35.354	30.839	18.913	1'47.628	272,7
5	22.567	54.041	1'01.455	6'37.432	8'55.495P	276,9
6	40.333	37.646	31.471	19.345	2'08.795P	179,7
7	22.375					274,1

571 SP Racing Team (1'46.744)						
Lap	Seg.1	Seg.2	Seg.3	Seg.4	Lap Time	Local Time
Massimo Abbati						
1	39.013	37.833	30.888	19.516	2'07.250P	175,9
2	22.657	1'00.034	1'03.850	3'42.112	6'08.653CP	269,3
3	1'49.424	37.241	33.973	20.065	3'20.703P	177,6
4	22.291	35.165	30.428	18.860	1'46.744	275,5
5	22.125	35.280	55.663	4'53.262	6'46.330CP	275,5
6	2'29.837	37.621	33.070	24.646	4'05.174P	176,8
7	22.303	34.969				272,7

575 PS Performance (1'46.873)						
Lap	Seg.1	Seg.2	Seg.3	Seg.4	Lap Time	Local Time
'Linos'						
1	41.528	37.777	30.695	19.396	2'09.396P	141,5
2	22.102	1'22.898	1'02.460	5'30.902	8'18.362P	274,1
3	38.322	36.973	30.852	19.553	2'05.700P	178,8
4	22.754	35.059	30.161	18.899	1'46.873	270,7
5	23.432	1'04.250	59.447	6'41.373	9'08.502P	272,7
6	38.199	36.104	31.267	19.309	2'04.879P	181,2
7	23.671					272,7

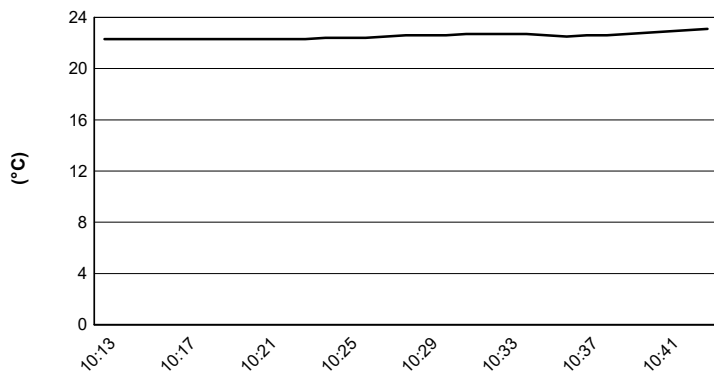




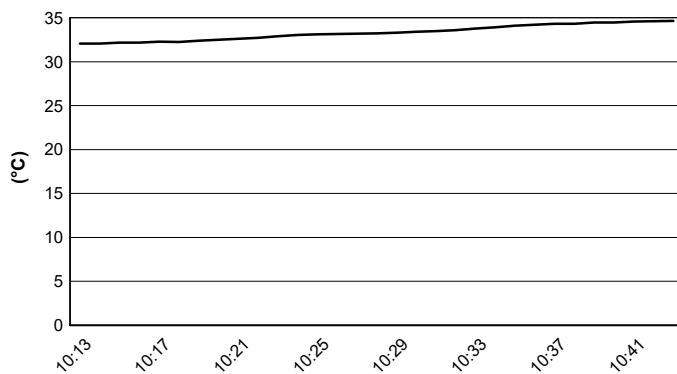
Imola Circuit 4.909 m

ACI Racing Weekend Imola, 25-26 Aprile 2026
Campionato Italiano GT Sprint GTCup - Meteo Qualifying 1
 Session started 10:13 - Session ended 10:43

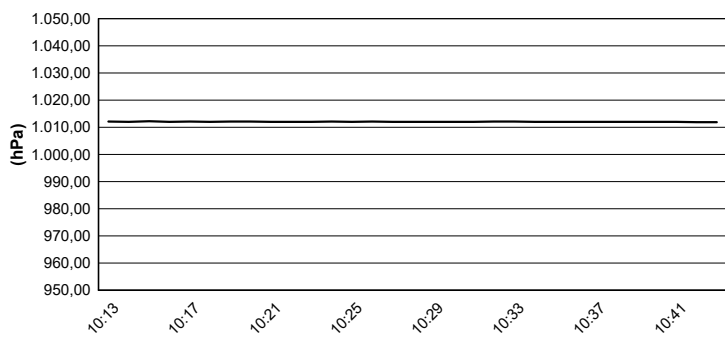
Air Temperature



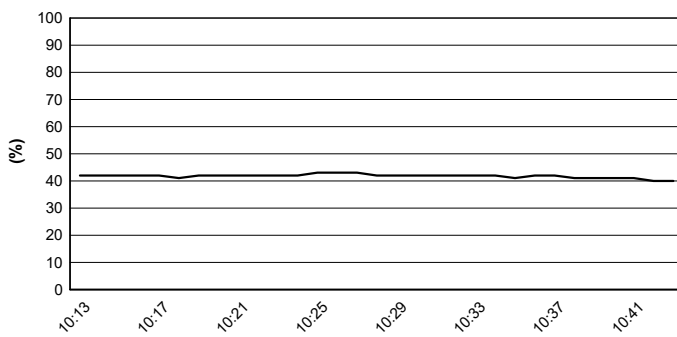
Track Temperature



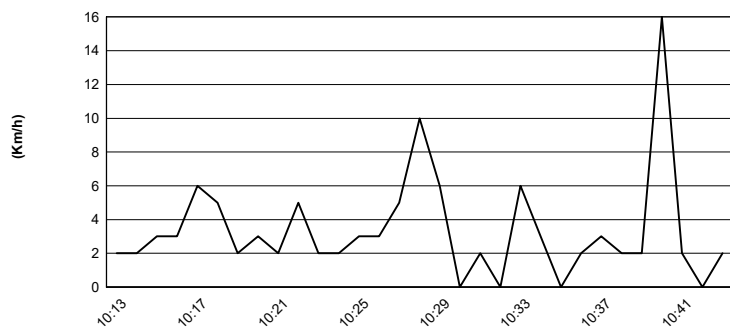
Air Pressure



Humidity



Wind Speed



Wind Direction

