

ACI Racing Weekend Vallelunga, 23-24 Maggio 2026

Campionato Italiano GT Sprint GTCup - Classifica Qualifying 2

Vallelunga 4.085 m

1 / 2

| No. Driver | Nat | Entrant | Team | Car | Class | Time | Gap | Rel. | Laps | |
|------------|-----|----------------------|--------------------------|----------------------------|------------------------------|-------|-----------------|-------|-------|---|
| 1 | 106 | POLLINI Giacomo | ITA Pollini Giacomo | Pollini Racing (ITA) | Lamborghini Huracán ST Evo 2 | GTC1P | 1'32.377 | | 6 | |
| 2 | 184 | LANCELLOTTI Mattia | ITA SF Squadra Corse | SF Squadra Corse (ITA) | Lamborghini Huracán ST Evo 2 | GTC1P | 1'32.559 | 0.182 | 0.182 | 8 |
| 3 | 211 | DEMARCHI Luca | ITA Zanasi Racing | Zanasi Racing (ITA) | Ferrari 296 Challenge | GTC1A | 1'32.752 | 0.375 | 0.193 | 6 |
| 4 | 151 | DI FABIO Diego | ITA Spirit of Racing | Spirit of Racing (ITA) | Ferrari 296 Challenge | GTC1P | 1'32.888 | 0.511 | 0.136 | 8 |
| 5 | 112 | CROCCOLINO Filippo | ITA MRNC12 | MRNC12 (ITA) | Ferrari 296 Challenge | GTC1P | 1'33.076 | 0.699 | 0.188 | 9 |
| 6 | 117 | ARDUINI Leonardo | ITA MM Motorsport | MM Motorsport (ITA) | Lamborghini Huracán ST Evo 2 | GTC1P | 1'33.106 | 0.729 | 0.030 | 9 |
| 7 | 147 | TUCCI Riccardo | ITA CRM Competition | CRM Competition (ITA) | Lamborghini Huracán ST Evo 2 | GTC1P | 1'33.299 | 0.922 | 0.193 | 7 |
| 8 | 109 | FONTANA Andrea | ITA Zanasi Racing | Zanasi Racing (ITA) | Ferrari 296 Challenge | GTC1P | 1'33.303 | 0.926 | 0.004 | 8 |
| 9 | 272 | STEFANI Ronnie | ITA DL Racing | DL Racing (ITA) | Lamborghini Huracán ST Evo 2 | GTC1A | 1'33.326 | 0.949 | 0.023 | 8 |
| 10 | 101 | POSTIGLIONE Vito | ITA Best Lap | Best Lap (ITA) | Ferrari 296 Challenge | GTC1P | 1'33.333 | 0.956 | 0.007 | 8 |
| 11 | 251 | CARMINATI Ettore | ITA Carminat Ettore | CRM Competition (ITA) | Lamborghini Huracán ST Evo 2 | GTC1A | 1'33.517 | 1.140 | 0.184 | 6 |
| 12 | 111 | FRASSINETI Alex | ITA Best Lap | Best Lap (ITA) | Ferrari 296 Challenge | GTC1P | 1'33.529 | 1.152 | 0.012 | 8 |
| 13 | 212 | NICOLI Lorenzo | ITA MRNC12 | MRNC12 (ITA) | Ferrari 296 Challenge | GTC1A | 1'33.610 | 1.233 | 0.081 | 8 |
| 14 | 119 | SIMONINI Mattia | ITA Zanasi Racing | Zanasi Racing (ITA) | Ferrari 296 Challenge | GTC1P | 1'33.685 | 1.308 | 0.075 | 7 |
| 15 | 114 | FICO Giuseppe | DEU Oregon Team | Oregon Team (ITA) | Lamborghini Huracán ST Evo 2 | GTC1P | 1'33.687 | 1.310 | 0.002 | 9 |
| 16 | 488 | MEIJER Paul | NLD APEX Competition | APEX Competition (ITA) | Porsche 911 Cup 992 | GTC2P | 1'33.761 | 1.384 | 0.074 | 5 |
| 17 | 203 | PIRIA Vittoria | ITA Zanasi Racing | Zanasi Racing (ITA) | Ferrari 296 Challenge | GTC1A | 1'33.891 | 1.514 | 0.130 | 6 |
| 18 | 207 | LANCELOTTI Angelo | ITA Invictus | Invictus (ITA) | Lamborghini Huracán ST Evo 2 | GTC1A | 1'34.313 | 1.936 | 0.422 | 8 |
| 19 | 412 | FULGORI Alberto | ITA ZRS Motorsport | ZRS Motorsport (ITA) | Porsche 911 Cup 992 | GTC2P | 1'34.519 | 2.142 | 0.206 | 6 |
| 20 | 288 | DANIELE Francesco | ITA DL Racing | DL Racing (ITA) | Lamborghini Huracán ST Evo 2 | GTC1A | 1'34.665 | 2.288 | 0.146 | 8 |
| 21 | 503 | BONTEMPELLI Lorenzo | ITA Easy Race | Easy Race | Ferrari 488 Challenge | GTC2A | 1'35.000 | 2.623 | 0.335 | 8 |
| 22 | 431 | SANTI Danny | ITA APEX Competition | APEX Competition (ITA) | Porsche 911 Cup 992 | GTC2P | 1'35.009 | 2.632 | 0.009 | 4 |
| 23 | 571 | ABBATI Massimo | ITA SP Racing Team | SP Racing Team (ITA) | Porsche 911 Cup 992 | GTC2A | 1'35.275 | 2.898 | 0.266 | 9 |
| 24 | 123 | RODA Davide | ITA Double TT Racing | Double TT Racing | Ferrari 296 Challenge | GTC1P | 1'35.396 | 3.019 | 0.121 | 8 |
| 25 | 433 | MURIGLIO Roberto | ITA BiRace Motorsport | BiRace Motorsport (ITA) | Porsche 911 Cup 992 | GTC2P | 1'35.397 | 3.020 | 0.001 | 8 |
| 26 | 150 | MENDEZ Andres | COL Spirit of Racing | Spirit of Racing (ITA) | Ferrari 296 Challenge | GTC1P | 1'35.911 | 3.534 | 0.514 | 9 |
| 27 | 475 | RINALDO Giacomo | ITA PS Performance | PS Performance (ITA) | Porsche 911 Cup 992 | GTC2P | 1'36.017 | 3.640 | 0.106 | 6 |
| 28 | 208 | PRIVITELIO Luciano | SMR Villorba Corse | Villorba Corse (ITA) | Lamborghini Huracán ST Evo 2 | GTC1A | 1'36.030 | 3.653 | 0.013 | 9 |
| 29 | 188 | SAMORUKOV Fedor | RUS Spirit of Racing | Spirit of Racing (ITA) | Ferrari 296 Challenge | GTC1P | 1'36.191 | 3.814 | 0.161 | 9 |
| 30 | 559 | CIANFONI Matteo | ITA Raptor Engineering | Raptor Engineering (ITA) | McLaren Artura Trophy Evo | GTC2A | 1'36.214 | 3.837 | 0.023 | 5 |
| 31 | 401 | DAMINATO Fabio | ITA A2 Motorsport | A2 Motorsport (ITA) | Porsche 911 Cup 992 | GTC2P | 1'36.406 | 4.029 | 0.192 | 6 |
| 32 | 445 | TIMIS Ionuc Catalin | ITA ZRS Motorsport | ZRS Motorsport (ITA) | Porsche 911 Cup 992 | GTC2P | 1'36.460 | 4.083 | 0.054 | 9 |
| 33 | 221 | LEVY Federica | ITA MRNC12 | MRNC12 (ITA) | Ferrari 296 Challenge | GTC1A | 1'36.663 | 4.286 | 0.203 | 9 |
| 34 | 569 | TIRELLI Riccardo | ITA Raptor Engineering | Raptor Engineering (ITA) | McLaren Artura Trophy Evo | GTC2A | 1'38.926 | 6.549 | 2.263 | 8 |
| 35 | 429 | STEFANIN Giovanni | ITA BiRace Motorsport | BiRace Motorsport (ITA) | Porsche 911 Cup 992 | GTC2P | 1'39.296 | 6.919 | 0.370 | 8 |
| 36 | 231 | GALLI Francesco | ITA Krypton by DL Racing | Krypton by DL Racing (ITA) | Ferrari 296 Challenge | GTC1A | | | 8 | |
| 37 | 163 | BUCCI Mattia | ITA DL Racing | DL Racing (ITA) | Lamborghini Huracán ST Evo 2 | GTC1P | | | 0 | |
| 38 | 209 | MATIC Petar | SRB Villorba Corse | Villorba Corse (ITA) | Lamborghini Huracán ST Evo 2 | GTC1A | | | 0 | |
| 39 | 216 | ALESSANDRI Pierluigi | ITA Target Racing | Target Racing (ITA) | Ferrari 296 Challenge | GTC1A | | | 0 | |

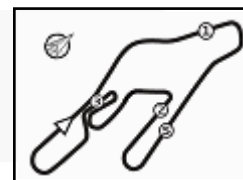
231 (Krypton DL Racing) Cancellati tutti i tempi dec.n.9 CCSS

| | | | |
|------------|-----|-------|------|
| Humidity: | 54% | Air | 20°C |
| Condition: | DRY | Track | 31°C |

Stewards : Ronni Guarini Franco Leoni Giuliano Tavani

Start 09:25 End 09:41





ACI Racing Weekend Vallelunga, 23-24 Maggio 2026
Campionato Italiano GT Sprint GTCup - Classifica Qualifying 2

Vallelunga 4.085 m
 2 / 2

Penalty and Infringement

10.35 231 Krypton by DL Racing # 231 (Krypton DL Racing) Cancellati tutti i tempi dec.n.9 CCSS

Fastest Laps Sequence

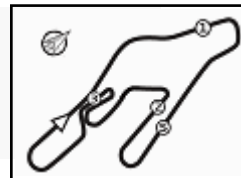
| No. | Entrant | Nat | Team | Car | Local Time | Time | Gap | Avg |
|-----|---------------|-----|------------------|------------------------------|--------------|-----------------|--------|---------|
| 431 | D. SANTI | ITA | APEX Competition | Porsche 911 Cup 992 | 09:28'34.764 | 1'36.485 | | 152,417 |
| 211 | L. DEMARCHI | ITA | Zanasi Racing | Ferrari 296 Challenge | 09:28'47.423 | 1'36.193 | -0.292 | 152,880 |
| 431 | D. SANTI | ITA | APEX Competition | Porsche 911 Cup 992 | 09:30'09.773 | 1'35.009 | -1.184 | 154,785 |
| 109 | A. FONTANA | ITA | Zanasi Racing | Ferrari 296 Challenge | 09:30'18.866 | 1'34.345 | -0.664 | 155,875 |
| 211 | L. DEMARCHI | ITA | Zanasi Racing | Ferrari 296 Challenge | 09:30'21.019 | 1'33.596 | -0.749 | 157,122 |
| 112 | F. CROCCOLINO | ITA | MRNC12 | Ferrari 296 Challenge | 09:30'24.572 | 1'33.189 | -0.407 | 157,808 |
| 117 | L. ARDUINI | ITA | MM Motorsport | Lamborghini Huracán ST Evo 2 | 09:30'26.334 | 1'33.163 | -0.026 | 157,852 |
| 106 | G. POLLINI | ITA | Pollini Racing | Lamborghini Huracán ST Evo 2 | 09:31'21.906 | 1'32.548 | -0.615 | 158,901 |
| 106 | G. POLLINI | ITA | Pollini Racing | Lamborghini Huracán ST Evo 2 | 09:34'36.639 | 1'32.402 | -0.146 | 159,152 |
| 106 | G. POLLINI | ITA | Pollini Racing | Lamborghini Huracán ST Evo 2 | 09:36'09.016 | 1'32.377 | -0.025 | 159,195 |

Stewards : Ronni Guarini Franco Leoni Giuliano Tavani

23/05/2026 Start 09:25 End 09:41



Powered by FICr PERUGIA TIMING



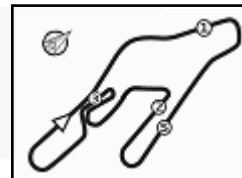
Vallelunga 4.085 m

ACI Racing Weekend Vallelunga, 23-24 Maggio 2026

Campionato Italiano GT Sprint GTCup - Miglior Tempo

| No. | Driver | Nat | Entrant | Team | Car | Class | Time |
|-----|---------------------------|-----|----------------------|----------------------|------------------------------|-------|-----------------|
| 1 | 184 ALESSI P. | ITA | SF Squadra Corse | SF Squadra Corse | Lamborghini Huracán ST Evo 2 | GTC1P | 1'32.278 |
| 2 | 106 POLLINI G. | ITA | Pollini Giacomo | Pollini Racing | Lamborghini Huracán ST Evo 2 | GTC1P | 1'32.377 |
| 3 | 211 DEMARCHI L. | ITA | Zanasi Racing | Zanasi Racing | Ferrari 296 Challenge | GTC1A | 1'32.752 |
| 4 | 151 DI FABIO D. | ITA | Spirit of Racing | Spirit of Racing | Ferrari 296 Challenge | GTC1P | 1'32.888 |
| 5 | 112 CROCCOLINO F. | ITA | MRNC12 | MRNC12 | Ferrari 296 Challenge | GTC1P | 1'33.076 |
| 6 | 117 ARDUINI L. | ITA | MM Motorsport | MM Motorsport | Lamborghini Huracán ST Evo 2 | GTC1P | 1'33.106 |
| 7 | 123 FISICHELLA G. | ITA | Double TT Racing | Double TT Racing | Ferrari 296 Challenge | GTC1P | 1'33.134 |
| 8 | 109 LOVATI T. | ITA | Zanasi Racing | Zanasi Racing | Ferrari 296 Challenge | GTC1P | 1'33.269 |
| 9 | 147 TUCCI R. | ITA | CRM Competition | CRM Competition | Lamborghini Huracán ST Evo 2 | GTC1P | 1'33.299 |
| 10 | 272 STEFANI R. | ITA | DL Racing | DL Racing | Lamborghini Huracán ST Evo 2 | GTC1A | 1'33.326 |
| 11 | 288 OLIVA G. | ITA | DL Racing | DL Racing | Lamborghini Huracán ST Evo 2 | GTC1A | 1'33.327 |
| 12 | 101 POSTIGLIONE V. | ITA | Best Lap | Best Lap | Ferrari 296 Challenge | GTC1P | 1'33.333 |
| 13 | 119 SARTORI M. | ITA | Zanasi Racing | Zanasi Racing | Ferrari 296 Challenge | GTC1P | 1'33.370 |
| 14 | 114 RYTTER M. | DNK | Oregon Team | Oregon Team | Lamborghini Huracán ST Evo 2 | GTC1P | 1'33.455 |
| 15 | 203 GHERMANDI G. | ITA | Zanasi Racing | Zanasi Racing | Ferrari 296 Challenge | GTC1A | 1'33.466 |
| 16 | 251 CARMINATI E. | ITA | Carminati Ettore | CRM Competition | Lamborghini Huracán ST Evo 2 | GTC1A | 1'33.517 |
| 17 | 111 FRASSINETI A. | ITA | Best Lap | Best Lap | Ferrari 296 Challenge | GTC1P | 1'33.529 |
| 18 | 231 GALLI F. | ITA | Krypton by DL Racing | Krypton by DL Racing | Ferrari 296 Challenge | GTC1A | 1'33.606 |
| 19 | 212 NICOLI L. | ITA | MRNC12 | MRNC12 | Ferrari 296 Challenge | GTC1A | 1'33.610 |
| 20 | 163 AGOGLIA P. | ITA | DL Racing | DL Racing | Lamborghini Huracán ST Evo 2 | GTC1P | 1'33.655 |
| 21 | 488 MEIJER P. | NLD | APEX Competition | APEX Competition | Porsche 911 Cup 992 | GTC2P | 1'33.761 |
| 22 | 208 PRIVITELIO D. | SMR | Villorba Corse | Villorba Corse | Lamborghini Huracán ST Evo 2 | GTC1A | 1'33.777 |
| 23 | 188 ROWLEDGE J. | GBR | Spirit of Racing | Spirit of Racing | Ferrari 296 Challenge | GTC1P | 1'33.831 |
| 24 | 207 COASSIN F. | ITA | Invictus | Invictus | Lamborghini Huracán ST Evo 2 | GTC1A | 1'33.924 |
| 25 | 150 BORELLI E. | ITA | Spirit of Racing | Spirit of Racing | Ferrari 296 Challenge | GTC1P | 1'34.274 |
| 26 | 412 FULGORI A. | ITA | ZRS Motorsport | ZRS Motorsport | Porsche 911 Cup 992 | GTC2P | 1'34.519 |
| 27 | 216 ALESSANDRI P. | ITA | Target Racing | Target Racing | Ferrari 296 Challenge | GTC1A | 1'34.654 |
| 28 | 429 LAURINI L. | ITA | BiRace Motorsport | BiRace Motorsport | Porsche 911 Cup 992 | GTC2P | 1'34.887 |
| 29 | 503 BONTEMPELLI L. | ITA | Easy Race | Easy Race | Ferrari 488 Challenge | GTC2A | 1'35.000 |
| 30 | 431 SANTI D. | ITA | APEX Competition | APEX Competition | Porsche 911 Cup 992 | GTC2P | 1'35.009 |
| 31 | 445 CONTESSI C. | ITA | ZRS Motorsport | ZRS Motorsport | Porsche 911 Cup 992 | GTC2P | 1'35.076 |
| 32 | 221 MARZIALETTI G. | ITA | MRNC12 | MRNC12 | Ferrari 296 Challenge | GTC1A | 1'35.078 |
| 33 | 571 ABBATI M. | ITA | SP Racing Team | SP Racing Team | Porsche 911 Cup 992 | GTC2A | 1'35.169 |
| 34 | 433 MURIGLIO R. | ITA | BiRace Motorsport | BiRace Motorsport | Porsche 911 Cup 992 | GTC2P | 1'35.397 |
| 35 | 401 LARINI D. | ITA | A2 Motorsport | A2 Motorsport | Porsche 911 Cup 992 | GTC2P | 1'35.684 |
| 36 | 475 RINALDO G. | ITA | PS Performance | PS Performance | Porsche 911 Cup 992 | GTC2P | 1'36.017 |
| 37 | 559 CIANFONI M. | ITA | Raptor Engineering | Raptor Engineering | McLaren Artura Trophy Evo | GTC2A | 1'36.214 |
| 38 | 569 NAVATTA M. | ITA | Raptor Engineering | Raptor Engineering | McLaren Artura Trophy Evo | GTC2A | 1'37.532 |
| 39 | 209 MATIC P. | SRB | Villorba Corse | Villorba Corse | Lamborghini Huracán ST Evo 2 | GTC1A | |





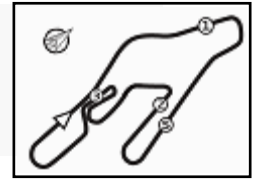
ACI Racing Weekend Vallelunga, 23-24 Maggio 2026

Campionato Italiano GT Sprint GTCup - Secondo Tempo

Vallelunga 4.085 m

| No. | Driver | Nat | Entrant | Team | Car | Class | Time |
|-----|---------------------------|-----|----------------------|----------------------|------------------------------|-------|-----------------|
| 1 | 184 LANCELLOTTI M. | ITA | SF Squadra Corse | SF Squadra Corse | Lamborghini Huracán ST Evo 2 | GTC1P | 1'32.559 |
| 2 | 151 MEGNA L. | ITA | Spirit of Racing | Spirit of Racing | Ferrari 296 Challenge | GTC1P | 1'33.218 |
| 3 | 109 FONTANA A. | ITA | Zanasi Racing | Zanasi Racing | Ferrari 296 Challenge | GTC1P | 1'33.303 |
| 4 | 112 PANICCIÀ R. | ITA | MRNC12 | MRNC12 | Ferrari 296 Challenge | GTC1P | 1'33.527 |
| 5 | 111 PEGORARO L. | ITA | Best Lap | Best Lap | Ferrari 296 Challenge | GTC1P | 1'33.668 |
| 6 | 119 SIMONINI M. | ITA | Zanasi Racing | Zanasi Racing | Ferrari 296 Challenge | GTC1P | 1'33.685 |
| 7 | 114 FICO G. | DEU | Oregon Team | Oregon Team | Lamborghini Huracán ST Evo 2 | GTC1P | 1'33.687 |
| 8 | 106 POLLINI M. | ITA | Pollini Giacomo | Pollini Racing | Lamborghini Huracán ST Evo 2 | GTC1P | 1'33.763 |
| 9 | 203 PIRIA V. | ITA | Zanasi Racing | Zanasi Racing | Ferrari 296 Challenge | GTC1A | 1'33.891 |
| 10 | 117 BARTOSZUK M. | POL | MM Motorsport | MM Motorsport | Lamborghini Huracán ST Evo 2 | GTC1P | 1'34.004 |
| 11 | 147 TUCCI R. | ITA | CRM Competition | CRM Competition | Lamborghini Huracán ST Evo 2 | GTC1P | 1'34.059 |
| 12 | 251 PELLEGRINI B. | ITA | Carminatì Ettore | CRM Competition | Lamborghini Huracán ST Evo 2 | GTC1A | 1'34.166 |
| 13 | 207 LANCELOTTI A. | ITA | Invictus | Invictus | Lamborghini Huracán ST Evo 2 | GTC1A | 1'34.313 |
| 14 | 101 COMANDINI S. | ITA | Best Lap | Best Lap | Ferrari 296 Challenge | GTC1P | 1'34.395 |
| 15 | 288 DANIELE F. | ITA | DL Racing | DL Racing | Lamborghini Huracán ST Evo 2 | GTC1A | 1'34.665 |
| 16 | 412 FULGORI A. | ITA | ZRS Motorsport | ZRS Motorsport | Porsche 911 Cup 992 | GTC2P | 1'34.698 |
| 17 | 488 ATTIANESE L. | ITA | APEX Competition | APEX Competition | Porsche 911 Cup 992 | GTC2P | 1'34.742 |
| 18 | 272 CASTELLARIN R. | ITA | DL Racing | DL Racing | Lamborghini Huracán ST Evo 2 | GTC1A | 1'34.820 |
| 19 | 211 BRISELLI V. | ITA | Zanasi Racing | Zanasi Racing | Ferrari 296 Challenge | GTC1A | 1'34.839 |
| 20 | 212 PIERANTONI E. | ITA | MRNC12 | MRNC12 | Ferrari 296 Challenge | GTC1A | 1'34.908 |
| 21 | 571 ABBATI M. | ITA | SP Racing Team | SP Racing Team | Porsche 911 Cup 992 | GTC2A | 1'35.275 |
| 22 | 123 RODA D. | ITA | Double TT Racing | Double TT Racing | Ferrari 296 Challenge | GTC1P | 1'35.396 |
| 23 | 431 MARZI V. | ITA | APEX Competition | APEX Competition | Porsche 911 Cup 992 | GTC2P | 1'35.604 |
| 24 | 150 MENDEZ A. | COL | Spirit of Racing | Spirit of Racing | Ferrari 296 Challenge | GTC1P | 1'35.911 |
| 25 | 433 CALCAGNO P. | ITA | BiRace Motorsport | BiRace Motorsport | Porsche 911 Cup 992 | GTC2P | 1'35.958 |
| 26 | 208 PRIVITELIO L. | SMR | Villorba Corse | Villorba Corse | Lamborghini Huracán ST Evo 2 | GTC1A | 1'36.030 |
| 27 | 188 SAMORUKOV F. | RUS | Spirit of Racing | Spirit of Racing | Ferrari 296 Challenge | GTC1P | 1'36.191 |
| 28 | 503 'LINOS' . | ITA | Easy Race | Easy Race | Ferrari 488 Challenge | GTC2A | 1'36.228 |
| 29 | 475 RINALDO G. | ITA | PS Performance | PS Performance | Porsche 911 Cup 992 | GTC2P | 1'36.332 |
| 30 | 401 DAMINATO F. | ITA | A2 Motorsport | A2 Motorsport | Porsche 911 Cup 992 | GTC2P | 1'36.406 |
| 31 | 445 TIMIS I. | ITA | ZRS Motorsport | ZRS Motorsport | Porsche 911 Cup 992 | GTC2P | 1'36.460 |
| 32 | 221 LEVY F. | ITA | MRNC12 | MRNC12 | Ferrari 296 Challenge | GTC1A | 1'36.663 |
| 33 | 559 NALDI G. | ITA | Raptor Engineering | Raptor Engineering | McLaren Artura Trophy Evo | GTC2A | 1'37.244 |
| 34 | 569 TIRELLI R. | ITA | Raptor Engineering | Raptor Engineering | McLaren Artura Trophy Evo | GTC2A | 1'38.926 |
| 35 | 429 STEFANIN G. | ITA | BiRace Motorsport | BiRace Motorsport | Porsche 911 Cup 992 | GTC2P | 1'39.296 |
| 36 | 231 GALLI F. | ITA | Krypton by DL Racing | Krypton by DL Racing | Ferrari 296 Challenge | GTC1A | |
| 37 | 163 BUCCI M. | ITA | DL Racing | DL Racing | Lamborghini Huracán ST Evo 2 | GTC1P | |
| 38 | 216 ALESSANDRI P. | ITA | Target Racing | Target Racing | Ferrari 296 Challenge | GTC1A | |
| 39 | 209 MATIC P. | SRB | Villorba Corse | Villorba Corse | Lamborghini Huracán ST Evo 2 | GTC1A | |





ACI Racing Weekend Vallelunga, 23-24 Maggio 2026

Campionato Italiano GT Sprint GTCup - Best Sectors & Speed Qualifying 2

Vallelunga 4.085 m

BEST LAP

| | | | |
|----|---------------------------------|------------------------------|----------|
| 1 | 106 POLLINI Giacomo | Lamborghini Huracán ST Evo 2 | 1'32.377 |
| 2 | 184 LANCELOTTI Mattia | Lamborghini Huracán ST Evo 2 | 1'32.559 |
| 3 | 211 DEMARCHI Luca | Ferrari 296 Challenge | 1'32.752 |
| 4 | 151 DI FABIO Diego | Ferrari 296 Challenge | 1'32.888 |
| 5 | 112 CROCCOLINO Filippo | Ferrari 296 Challenge | 1'33.076 |
| 6 | 117 ARDUINI Leonardo | Lamborghini Huracán ST Evo 2 | 1'33.106 |
| 7 | 147 TUCCI Riccardo | Lamborghini Huracán ST Evo 2 | 1'33.299 |
| 8 | 109 FONTANA Andrea | Ferrari 296 Challenge | 1'33.303 |
| 9 | 272 STEFANI Ronnie | Lamborghini Huracán ST Evo 2 | 1'33.326 |
| 10 | 101 POSTIGLIONE Vito | Ferrari 296 Challenge | 1'33.333 |
| 11 | 251 CARMINATI Ettore | Lamborghini Huracán ST Evo 2 | 1'33.517 |
| 12 | 111 FRASSINETI Alex | Ferrari 296 Challenge | 1'33.529 |
| 13 | 212 NICOLI Lorenzo | Ferrari 296 Challenge | 1'33.610 |
| 14 | 119 SIMONINI Mattia | Ferrari 296 Challenge | 1'33.685 |
| 15 | 114 FICO Giuseppe | Lamborghini Huracán ST Evo 2 | 1'33.687 |
| 16 | 488 MEIJER Paul | Porsche 911 Cup 992 | 1'33.761 |
| 17 | 203 PIRIA Vittoria | Ferrari 296 Challenge | 1'33.891 |
| 18 | 231 GALLI Francesco | Ferrari 296 Challenge | 1'34.034 |
| 19 | 207 LANCELOTTI Angelo | Lamborghini Huracán ST Evo 2 | 1'34.313 |
| 20 | 412 FULGORI Alberto | Porsche 911 Cup 992 | 1'34.519 |
| 21 | 288 DANIELE Francesco | Lamborghini Huracán ST Evo 2 | 1'34.665 |
| 22 | 503 BONTEMPELLI Lorenzo | Ferrari 488 Challenge | 1'35.000 |
| 23 | 431 SANTI Danny | Porsche 911 Cup 992 | 1'35.009 |
| 24 | 571 ABBATI Massimo | Porsche 911 Cup 992 | 1'35.275 |
| 25 | 123 RODA Davide | Ferrari 296 Challenge | 1'35.396 |
| 26 | 433 MURIGLIO Roberto | Porsche 911 Cup 992 | 1'35.397 |
| 27 | 150 MENDEZ Andres | Ferrari 296 Challenge | 1'35.911 |
| 28 | 475 RINALDO Giacomo | Porsche 911 Cup 992 | 1'36.017 |
| 29 | 208 PRIVITELIO Luciano | Lamborghini Huracán ST Evo 2 | 1'36.030 |
| 30 | 188 SAMORUKOV Fedor | Ferrari 296 Challenge | 1'36.191 |
| 31 | 559 CIANFONI Matteo | McLaren Artura Trophv Evo | 1'36.214 |
| 32 | 401 DAMINATO Fabio | Porsche 911 Cup 992 | 1'36.406 |
| 33 | 445 TIMIS Ionuc Catalin | Porsche 911 Cup 992 | 1'36.460 |
| 34 | 221 LEVY Federica | Ferrari 296 Challenge | 1'36.663 |
| 35 | 569 TIRELLI Riccardo | McLaren Artura Trophv Evo | 1'38.926 |
| 36 | 429 STEFANIN Giovanni | Porsche 911 Cup 992 | 1'39.296 |
| 37 | 163 BUCCI Mattia | Lamborghini Huracán ST Evo 2 | |
| 38 | 209 MATIC Petar | Lamborghini Huracán ST Evo 2 | |
| 39 | 216 ALESSANDRI Pierluigi | Ferrari 296 Challenge | |

SPEED

| | | | |
|----|--------------------------------|------------------------------|-------|
| 1 | 109 FONTANA Andrea | Ferrari 296 Challenge | 255,9 |
| 2 | 203 PIRIA Vittoria | Ferrari 296 Challenge | 253,5 |
| 3 | 211 DEMARCHI Luca | Ferrari 296 Challenge | 252,3 |
| 4 | 207 LANCELOTTI Angelo | Lamborghini Huracán ST Evo 2 | 252,3 |
| 5 | 117 ARDUINI Leonardo | Lamborghini Huracán ST Evo 2 | 251,2 |
| 6 | 184 LANCELOTTI Mattia | Lamborghini Huracán ST Evo 2 | 251,2 |
| 7 | 112 CROCCOLINO Filippo | Ferrari 296 Challenge | 250,0 |
| 8 | 119 SIMONINI Mattia | Ferrari 296 Challenge | 250,0 |
| 9 | 151 DI FABIO Diego | Ferrari 296 Challenge | 249,4 |
| 10 | 101 POSTIGLIONE Vito | Ferrari 296 Challenge | 248,8 |
| 11 | 147 TUCCI Riccardo | Lamborghini Huracán ST Evo 2 | 248,8 |
| 12 | 288 DANIELE Francesco | Lamborghini Huracán ST Evo 2 | 248,8 |
| 13 | 221 LEVY Federica | Ferrari 296 Challenge | 248,3 |
| 14 | 150 MENDEZ Andres | Ferrari 296 Challenge | 248,3 |
| 15 | 111 FRASSINETI Alex | Ferrari 296 Challenge | 247,7 |
| 16 | 123 RODA Davide | Ferrari 296 Challenge | 247,7 |
| 17 | 251 CARMINATI Ettore | Lamborghini Huracán ST Evo 2 | 247,7 |
| 18 | 188 SAMORUKOV Fedor | Ferrari 296 Challenge | 247,7 |
| 19 | 212 NICOLI Lorenzo | Ferrari 296 Challenge | 247,7 |
| 20 | 106 POLLINI Giacomo | Lamborghini Huracán ST Evo 2 | 247,7 |
| 21 | 272 STEFANI Ronnie | Lamborghini Huracán ST Evo 2 | 247,1 |
| 22 | 114 FICO Giuseppe | Lamborghini Huracán ST Evo 2 | 247,1 |
| 23 | 231 GALLI Francesco | Ferrari 296 Challenge | 247,1 |
| 24 | 208 PRIVITELIO Luciano | Lamborghini Huracán ST Evo 2 | 246,6 |
| 25 | 503 BONTEMPELLI Lorenzo | Ferrari 488 Challenge | 242,7 |
| 26 | 431 SANTI Danny | Porsche 911 Cup 992 | 238,9 |
| 27 | 559 CIANFONI Matteo | McLaren Artura Trophy Evo | 238,4 |
| 28 | 488 MEIJER Paul | Porsche 911 Cup 992 | 238,4 |
| 29 | 571 ABBATI Massimo | Porsche 911 Cup 992 | 238,4 |
| 30 | 412 FULGORI Alberto | Porsche 911 Cup 992 | 237,4 |
| 31 | 433 MURIGLIO Roberto | Porsche 911 Cup 992 | 236,8 |
| 32 | 475 RINALDO Giacomo | Porsche 911 Cup 992 | 236,8 |
| 33 | 429 STEFANIN Giovanni | Porsche 911 Cup 992 | 235,8 |
| 34 | 445 TIMIS Ionuc Catalin | Porsche 911 Cup 992 | 235,8 |
| 35 | 569 TIRELLI Riccardo | McLaren Artura Trophy Evo | 235,3 |
| 36 | 401 DAMINATO Fabio | Porsche 911 Cup 992 | 232,3 |

SEG. 1

| | | |
|----|--------------------------------|--------|
| 1 | 106 POLLINI Giacomo | 11.871 |
| 2 | 211 DEMARCHI Luca | 12.002 |
| 3 | 151 DI FABIO Diego | 12.043 |
| 4 | 184 LANCELOTTI Mattia | 12.045 |
| 5 | 109 FONTANA Andrea | 12.087 |
| 6 | 272 STEFANI Ronnie | 12.118 |
| 7 | 114 FICO Giuseppe | 12.129 |
| 8 | 112 CROCCOLINO Filippo | 12.153 |
| 9 | 117 ARDUINI Leonardo | 12.153 |
| 10 | 101 POSTIGLIONE Vito | 12.215 |
| 11 | 212 NICOLI Lorenzo | 12.248 |
| 12 | 147 TUCCI Riccardo | 12.254 |
| 13 | 207 LANCELOTTI Angelo | 12.276 |
| 14 | 119 SIMONINI Mattia | 12.311 |
| 15 | 288 DANIELE Francesco | 12.350 |
| 16 | 111 FRASSINETI Alex | 12.375 |
| 17 | 412 FULGORI Alberto | 12.392 |
| 18 | 431 SANTI Danny | 12.428 |
| 19 | 203 PIRIA Vittoria | 12.445 |
| 20 | 559 CIANFONI Matteo | 12.451 |
| 21 | 488 MEIJER Paul | 12.462 |
| 22 | 251 CARMINATI Ettore | 12.470 |
| 23 | 231 GALLI Francesco | 12.491 |
| 24 | 150 MENDEZ Andres | 12.530 |
| 25 | 503 BONTEMPELLI Lorenzo | 12.551 |
| 26 | 221 LEVY Federica | 12.584 |
| 27 | 475 RINALDO Giacomo | 12.596 |
| 28 | 123 RODA Davide | 12.625 |
| 29 | 188 SAMORUKOV Fedor | 12.650 |
| 30 | 208 PRIVITELIO Luciano | 12.691 |
| 31 | 445 TIMIS Ionuc Catalin | 12.705 |
| 32 | 569 TIRELLI Riccardo | 12.709 |
| 33 | 433 MURIGLIO Roberto | 12.738 |
| 34 | 401 DAMINATO Fabio | 12.750 |
| 35 | 571 ABBATI Massimo | 12.818 |
| 36 | 429 STEFANIN Giovanni | 13.083 |

SEG. 2

| | | |
|----|--------------------------------|--------|
| 1 | 211 DEMARCHI Luca | 31.725 |
| 2 | 106 POLLINI Giacomo | 31.754 |
| 3 | 112 CROCCOLINO Filippo | 31.775 |
| 4 | 117 ARDUINI Leonardo | 31.775 |
| 5 | 101 POSTIGLIONE Vito | 31.889 |
| 6 | 147 TUCCI Riccardo | 31.924 |
| 7 | 251 CARMINATI Ettore | 31.924 |
| 8 | 151 DI FABIO Diego | 31.932 |
| 9 | 109 FONTANA Andrea | 31.945 |
| 10 | 184 LANCELOTTI Mattia | 31.966 |
| 11 | 272 STEFANI Ronnie | 32.011 |
| 12 | 212 NICOLI Lorenzo | 32.029 |
| 13 | 203 PIRIA Vittoria | 32.051 |
| 14 | 119 SIMONINI Mattia | 32.093 |
| 15 | 111 FRASSINETI Alex | 32.118 |
| 16 | 114 FICO Giuseppe | 32.123 |
| 17 | 288 DANIELE Francesco | 32.236 |
| 18 | 123 RODA Davide | 32.276 |
| 19 | 488 MEIJER Paul | 32.299 |
| 20 | 231 GALLI Francesco | 32.330 |
| 21 | 207 LANCELOTTI Angelo | 32.345 |
| 22 | 503 BONTEMPELLI Lorenzo | 32.637 |
| 23 | 412 FULGORI Alberto | 32.706 |
| 24 | 150 MENDEZ Andres | 32.729 |
| 25 | 188 SAMORUKOV Fedor | 32.773 |
| 26 | 571 ABBATI Massimo | 32.781 |
| 27 | 431 SANTI Danny | 32.818 |
| 28 | 433 MURIGLIO Roberto | 32.997 |
| 29 | 559 CIANFONI Matteo | 33.030 |
| 30 | 221 LEVY Federica | 33.040 |
| 31 | 208 PRIVITELIO Luciano | 33.057 |
| 32 | 475 RINALDO Giacomo | 33.220 |
| 33 | 445 TIMIS Ionuc Catalin | 33.331 |
| 34 | 401 DAMINATO Fabio | 33.450 |
| 35 | 429 STEFANIN Giovanni | 33.839 |
| 36 | 569 TIRELLI Riccardo | 34.537 |

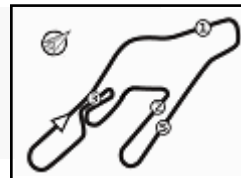
SEG. 3

| | | |
|----|--------------------------------|--------|
| 1 | 106 POLLINI Giacomo | 28.053 |
| 2 | 111 FRASSINETI Alex | 28.059 |
| 3 | 184 LANCELOTTI Mattia | 28.108 |
| 4 | 151 DI FABIO Diego | 28.176 |
| 5 | 231 GALLI Francesco | 28.210 |
| 6 | 112 CROCCOLINO Filippo | 28.240 |
| 7 | 117 ARDUINI Leonardo | 28.282 |
| 8 | 211 DEMARCHI Luca | 28.336 |
| 9 | 101 POSTIGLIONE Vito | 28.358 |
| 10 | 251 CARMINATI Ettore | 28.360 |
| 11 | 109 FONTANA Andrea | 28.377 |
| 12 | 147 TUCCI Riccardo | 28.403 |
| 13 | 119 SIMONINI Mattia | 28.415 |
| 14 | 212 NICOLI Lorenzo | 28.445 |
| 15 | 488 MEIJER Paul | 28.451 |
| 16 | 272 STEFANI Ronnie | 28.489 |
| 17 | 114 FICO Giuseppe | 28.608 |
| 18 | 431 SANTI Danny | 28.678 |
| 19 | 203 PIRIA Vittoria | 28.680 |
| 20 | 207 LANCELOTTI Angelo | 28.686 |
| 21 | 412 FULGORI Alberto | 28.701 |
| 22 | 433 MURIGLIO Roberto | 28.765 |
| 23 | 503 BONTEMPELLI Lorenzo | 28.884 |
| 24 | 288 DANIELE Francesco | 28.986 |
| 25 | 571 ABBATI Massimo | 28.994 |
| 26 | 150 MENDEZ Andres | 29.009 |
| 27 | 401 DAMINATO Fabio | 29.047 |
| 28 | 445 TIMIS Ionuc Catalin | 29.074 |
| 29 | 475 RINALDO Giacomo | 29.119 |
| 30 | 208 PRIVITELIO Luciano | 29.133 |
| 31 | 123 RODA Davide | 29.167 |
| 32 | 188 SAMORUKOV Fedor | 29.264 |
| 33 | 221 LEVY Federica | 29.422 |
| 34 | 559 CIANFONI Matteo | 29.451 |
| 35 | 569 TIRELLI Riccardo | 30.199 |
| 36 | 429 STEFANIN Giovanni | 30.297 |

SEG. 4

| | | |
|----|--------------------------------|--------|
| 1 | 106 POLLINI Giacomo | 20.252 |
| 2 | 184 LANCELOTTI Mattia | 20.275 |
| 3 | 212 NICOLI Lorenzo | 20.373 |
| 4 | 211 DEMARCHI Luca | 20.450 |
| 5 | 147 TUCCI Riccardo | 20.466 |
| 6 | 112 CROCCOLINO Filippo | 20.488 |
| 7 | 151 DI FABIO Diego | 20.496 |
| 8 | 251 CARMINATI Ettore | 20.526 |
| 9 | 114 FICO Giuseppe | 20.540 |
| 10 | 488 MEIJER Paul | 20.549 |
| 11 | 272 STEFANI Ronnie | 20.561 |
| 12 | 117 ARDUINI Leonardo | 20.579 |
| 13 | 207 LANCELOTTI Angelo | 20.614 |
| 14 | 571 ABBATI Massimo | 20.631 |
| 15 | 231 GALLI Francesco | 20.644 |
| 16 | 412 FULGORI Alberto | 20.655 |
| 17 | 111 FRASSINETI Alex | 20.686 |
| 18 | 109 FONTANA Andrea | 20.697 |
| 19 | 203 PIRIA Vittoria | 20.705 |
| 20 | 123 RODA Davide | 20.799 |
| 21 | 119 SIMONINI Mattia | 20.801 |
| 22 | 433 MURIGLIO Roberto | 20.806 |
| 23 | 101 POSTIGLIONE Vito | 20.830 |
| 24 | 431 SANTI Danny | 20.833 |
| 25 | 503 BONTEMPELLI Lorenzo | 20.879 |
| 26 | 288 DANIELE Francesco | 20.886 |
| 27 | 401 DAMINATO Fabio | 21.036 |
| 28 | 475 RINALDO Giacomo | 21.048 |
| 29 | 208 PRIVITELIO Luciano | 21.125 |
| 30 | 445 TIMIS Ionuc Catalin | 21.125 |
| 31 | 150 MENDEZ Andres | 21.182 |
| 32 | 559 CIANFONI Matteo | 21.214 |
| 33 | 188 SAMORUKOV Fedor | 21.267 |
| 34 | 221 LEVY Federica | 21.282 |
| 35 | 569 TIRELLI Riccardo | 21.479 |
| 36 | 429 STEFANIN Giovanni | 21.721 |





ACI Racing Weekend Vallelunga, 23-24 Maggio 2026

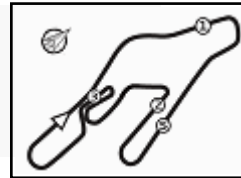
Campionato Italiano GT Sprint GTCup - Ideal Time Qualifying 2

Vallelunga 4.085 m
1 / 2

| No. Driver Entrant | Car | Seg. 1 Diff. 1 | Seg. 2 Diff. 2 | Seg. 3 Diff. 3 | Seg. 4 Diff. 4 | Ideal Time | | |
|---|------------------------------|-------------------|-------------------|-------------------------|-------------------------|-----------------------------|------|-------|
| | | | | | | Best Lap | Pos. | Diff. |
| 1 106 POLLINI G. (ITA) POLLINI GIACOMO | Lamborghini Huracán ST Evo 2 | 11.871 | 31.754 +0.180 | 28.053 +0.170 | 20.252 +0.097 | 1'31.930 1'32.377 | 1 | 0.447 |
| 2 184 LANCELOTTI M. (ITA) SF SQUADRA CORSE | Lamborghini Huracán ST Evo 2 | 12.045 +0.165 | 31.966 | 28.108 | 20.275 | 1'32.394 1'32.559 | 2 | 0.165 |
| 3 211 DEMARCHI L. (ITA) ZANASI RACING | Ferrari 296 Challenge | 12.002 +0.239 | 31.725 | 28.336 | 20.450 | 1'32.513 1'32.752 | 3 | 0.239 |
| 4 151 DI FABIO D. (ITA) SPIRIT OF RACING | Ferrari 296 Challenge | 12.043 +0.116 | 31.932 | 28.176 +0.002 | 20.496 +0.123 | 1'32.647 1'32.888 | 4 | 0.241 |
| 5 112 CROCCOLINO F. (ITA) MRNC12 | Ferrari 296 Challenge | 12.153 | 31.775 +0.136 | 28.240 +0.205 | 20.488 +0.079 | 1'32.656 1'32.076 | 5 | 0.420 |
| 6 117 ARDUINI L. (ITA) MM MOTORSPORT | Lamborghini Huracán ST Evo 2 | 12.153 +0.069 | 31.775 +0.092 | 28.282 +0.108 | 20.579 +0.048 | 1'32.789 1'33.106 | 6 | 0.317 |
| 7 147 TUCCI R. (ITA) CRM COMPETITION | Lamborghini Huracán ST Evo 2 | 12.254 +0.098 | 31.924 +0.154 | 28.403 | 20.466 | 1'33.047 1'33.299 | 7 | 0.252 |
| 8 212 NICOLI L. (ITA) MRNC12 | Ferrari 296 Challenge | 12.248 +0.091 | 32.029 | 28.445 +0.248 | 20.373 +0.176 | 1'33.095 1'33.610 | 13 | 0.515 |
| 9 109 FONTANA A. (ITA) ZANASI RACING | Ferrari 296 Challenge | 12.087 +0.119 | 31.945 | 28.377 +44.064 | 20.697 +0.165 | 1'33.106 1'33.303 | 8 | 0.197 |
| 10 272 STEFANI R. (ITA) DL RACING | Lamborghini Huracán ST Evo 2 | 12.118 +0.049 | 32.011 +0.098 | 28.489 | 20.561 | 1'33.179 1'33.326 | 9 | 0.147 |
| 11 111 FRASSINETI A. (ITA) BEST LAP | Ferrari 296 Challenge | 12.375 +0.076 | 32.118 +0.215 | 28.059 | 20.686 | 1'33.238 1'33.529 | 12 | 0.291 |
| 12 251 CARMINATI E. (ITA) CARMINATI ETTORE | Lamborghini Huracán ST Evo 2 | 12.470 | 31.924 | 28.360 | 20.526 +0.237 | 1'33.280 1'33.517 | 11 | 0.237 |
| 13 101 POSTIGLIONE V. (ITA) BEST LAP | Ferrari 296 Challenge | 12.215 +0.040 | 31.889 | 28.358 | 20.830 +0.001 | 1'33.292 1'33.333 | 10 | 0.041 |
| 14 114 FICO G. (DEU) OREGON TEAM | Lamborghini Huracán ST Evo 2 | 12.129 | 32.123 | 28.608 | 20.540 +0.287 | 1'33.400 1'33.687 | 15 | 0.287 |
| 15 119 SIMONINI M. (ITA) ZANASI RACING | Ferrari 296 Challenge | 12.311 +0.054 | 32.093 | 28.415 | 20.801 +0.011 | 1'33.620 1'33.685 | 14 | 0.065 |
| 16 231 GALLI F. (ITA) KRYPTON BY DL RACING | Ferrari 296 Challenge | 12.491 +0.034 | 32.330 +0.043 | 28.210 +0.282 | 20.644 | 1'33.675 1'34.034 | 18 | 0.359 |
| 17 488 MEIJER P. (NLD) APEX COMPETITION | Porsche 911 Cup 992 | 12.462 | 32.299 | 28.451 | 20.549 | 1'33.761 1'33.761 | 16 | |
| 18 203 PIRIA V. (ITA) ZANASI RACING | Ferrari 296 Challenge | 12.445 +0.065 | 32.051 | 28.680 +44.506 | 20.705 | 1'33.881 1'33.891 | 17 | 0.010 |
| 19 207 LANCELOTTI A. (ITA) INVICTUS | Lamborghini Huracán ST Evo 2 | 12.276 +0.173 | 32.345 +0.219 | 28.686 | 20.614 | 1'33.921 1'34.313 | 19 | 0.392 |
| 20 412 FULGORI A. (ITA) ZRS MOTORSPORT | Porsche 911 Cup 992 | 12.392 +0.065 | 32.706 | 28.701 | 20.655 | 1'34.454 1'34.519 | 20 | 0.065 |
| 21 288 DANIELE F. (ITA) DL RACING | Lamborghini Huracán ST Evo 2 | 12.350 +0.103 | 32.236 | 28.986 +0.067 | 20.886 +0.037 | 1'34.458 1'34.665 | 21 | 0.207 |
| 22 431 SANTI D. (ITA) APEX COMPETITION | Porsche 911 Cup 992 | 12.428 +0.123 | 32.818 +0.129 | 28.678 | 20.833 | 1'34.757 1'35.009 | 23 | 0.252 |
| 23 123 RODA D. (ITA) DOUBLE TT RACING | Ferrari 296 Challenge | 12.625 +0.161 | 32.276 +0.268 | 29.167 | 20.799 +0.100 | 1'34.867 1'35.396 | 25 | 0.529 |
| 24 503 BONTEMPELLI L. (ITA) EASY RACE | Ferrari 488 Challenge | 12.551 +0.049 | 32.637 | 28.884 | 20.879 | 1'34.951 1'35.000 | 22 | 0.049 |
| 25 571 ABBATI M. (ITA) SP RACING TEAM | Porsche 911 Cup 992 | 12.818 +0.002 | 32.781 | 28.994 +0.049 | 20.631 | 1'35.224 1'35.275 | 24 | 0.051 |
| 26 433 MURIGLIO R. (ITA) BIRACE MOTORSPORT | Porsche 911 Cup 992 | 12.738 | 32.997 | 28.765 +0.091 | 20.806 | 1'35.306 1'35.397 | 26 | 0.091 |
| 27 150 MENDEZ A. (COL) SPIRIT OF RACING | Ferrari 296 Challenge | 12.530 +0.029 | 32.729 +0.127 | 29.009 +0.131 | 21.182 +0.174 | 1'35.450 1'35.911 | 27 | 0.461 |
| 28 188 SAMORUKOV F. (RUS) SPIRIT OF RACING | Ferrari 296 Challenge | 12.650 +0.070 | 32.773 +0.085 | 29.264 +0.082 | 21.267 | 1'35.954 1'36.191 | 30 | 0.237 |
| 29 475 RINALDO G. (ITA) PS PERFORMANCE | Porsche 911 Cup 992 | 12.596 +0.034 | 33.220 | 29.119 | 21.048 | 1'35.983 1'36.017 | 28 | 0.034 |
| 30 208 PRIVITELIO L. (SMR) VILLORBA CORSE | Lamborghini Huracán ST Evo 2 | 12.691 | 33.057 +0.009 | 29.133 | 21.125 +0.015 | 1'36.006 1'36.030 | 29 | 0.024 |
| 31 559 CIANFONI M. (ITA) RAPTOR ENGINEERING | McLaren Artura Trophy Evo | 12.451 +0.068 | 33.030 | 29.451 | 21.214 | 1'36.146 1'36.214 | 31 | 0.068 |
| 32 445 TIMIS I. (ITA) ZRS MOTORSPORT | Porsche 911 Cup 992 | 12.705 +0.038 | 33.331 +0.008 | 29.074 +0.179 | 21.125 | 1'36.235 1'36.460 | 33 | 0.225 |
| 33 401 DAMINATO F. (ITA) A2 MOTORSPORT | Porsche 911 Cup 992 | 12.750 +0.055 | 33.450 +0.065 | 29.047 +0.003 | 21.036 | 1'36.283 1'36.406 | 32 | 0.123 |
| 34 221 LEVY F. (ITA) MRNC12 | Ferrari 296 Challenge | 12.584 +0.274 | 33.040 | 29.422 | 21.282 +0.061 | 1'36.328 1'36.663 | 34 | 0.335 |

23/05/2026





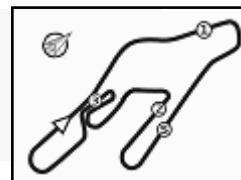
ACI Racing Weekend Vallelunga, 23-24 Maggio 2026

Campionato Italiano GT Sprint GTCup - Ideal Time Qualifying 2

Vallelunga 4.085 m
2 / 2

| No. Driver Entrant | Car | Seg. 1 | Seg. 2 | Seg. 3 | Seg. 4 | Ideal Time | | |
|--|------------------------------|------------------|---------|---------|------------------|-----------------------------|------|-------|
| | | Diff. 1 | Diff. 2 | Diff. 3 | Diff. 4 | Best Lap | Pos. | Diff. |
| 35 569 TIRELLI R. (ITA) RAPTOR ENGINEERING | McLaren Artura Trophy Evo | 12.709 +0.002 | 34.537 | 30.199 | 21.479 | 1'38.924 1'38.926 | 35 | 0.002 |
| 36 429 STEFANIN G. (ITA) BIRACE MOTORSPORT | Porsche 911 Cup 992 | 13.083 +0.103 | 33.839 | 30.297 | 21.721 +0.253 | 1'38.940 1'39.296 | 36 | 0.356 |
| 163 BUCCI M. (ITA) DL RACING | Lamborghini Huracán ST Evo 2 | | | | | | | |
| 209 MATIC P. (SRB) VILLORBA CORSE | Lamborghini Huracán ST Evo 2 | | | | | | | |
| 216 ALESSANDRI P. (ITA) TARGET RACING | Ferrari 296 Challenge | | | | | | | |
| Overall Ideal Time | | 11.871 | 31.725 | 28.053 | 20.252 | 1'31.901 | | |





ACI Racing Weekend Vallelunga, 23-24 Maggio 2026

Campionato Italiano GT Sprint GTCup - Analisi Tempi Qualifying 2

Vallelunga 4.085 m

1 / 4

101 Best Lap (1'33.333)

| Lap | Seg.1 | Seg.2 | Seg.3 | Seg.4 | Lap Time | km/h | Local Time |
|------------------|---------------|---------------|---------------|---------------|-----------------|--------------|-------------|
| Vito Postiglione | | | | | | | |
| | | | | | | | 9:25'18.360 |
| 1 | 22.629 | 43.674 | 34.428 | 23.228 | 2'03.959P | 176,5 | 9:27'22.319 |
| 2 | 13.394 | 38.426 | 32.170 | 21.786 | 1'45.776 | 189,5 | 9:29'08.095 |
| 3 | 12.260 | 31.897 | 28.676 | 21.031 | 1'33.864 | 246,6 | 9:30'41.959 |
| 4 | 12.255 | 31.889 | 28.358 | 20.831 | 1'33.333 | 247,1 | 9:32'15.292 |
| 5 | 12.235 | 33.064 | 34.879 | 24.231 | 1'44.409 | 246,0 | 9:33'59.701 |
| 6 | 12.273 | 32.098 | 30.436 | 22.117 | 1'36.924 | 247,7 | 9:35'36.625 |
| 7 | 12.347 | 32.191 | 28.559 | 20.830 | 1'33.927 | 247,7 | 9:37'10.552 |
| 8 | 12.215 | 31.938 | 28.540 | 20.968 | 1'33.661 | 248,8 | 9:38'44.213 |
| 9 | 12.348 | 32.104 | 28.671 | | | 248,8 | |

114 Oregon Team (1'33.687)

| Lap | Seg.1 | Seg.2 | Seg.3 | Seg.4 | Lap Time | km/h | Local Time |
|---------------|---------------|---------------|---------------|---------------|-----------------|--------------|-------------|
| Giuseppe Fico | | | | | | | |
| | | | | | | | 9:25'43.279 |
| 1 | 25.587 | 44.462 | 34.714 | 25.263 | 2'10.026P | 196,0 | 9:27'53.305 |
| 2 | 14.817 | 37.153 | 32.612 | 28.153 | 1'52.735 | 216,0 | 9:29'46.040 |
| 3 | 12.892 | 32.794 | 29.043 | 20.540 | 1'35.269 | 245,5 | 9:31'21.309 |
| 4 | 12.173 | 32.287 | 28.936 | 20.561 | 1'33.957 | 247,1 | 9:32'55.266 |
| 5 | 12.865 | 32.358 | 28.699 | 22.752 | 1'36.674 | 246,6 | 9:34'31.940 |
| 6 | 12.129 | 32.123 | 28.608 | 20.827 | 1'33.687 | 246,6 | 9:36'05.627 |
| 7 | 12.786 | 34.879 | 31.123 | 21.875 | 1'40.663 | 223,6 | 9:37'46.290 |
| 8 | 12.246 | 32.338 | 28.810 | 21.013 | 1'34.407 | 247,1 | 9:39'20.697 |
| 9 | 12.330 | 32.273 | 29.335 | 21.547 | 1'35.485 | 246,6 | 9:40'56.182 |

106 Pollini Giacomo (1'32.377)

| Lap | Seg.1 | Seg.2 | Seg.3 | Seg.4 | Lap Time | km/h | Local Time |
|-----------------|---------------|---------------|---------------|---------------|-----------------|--------------|-------------|
| Giacomo Pollini | | | | | | | |
| | | | | | | | 9:26'20.173 |
| 1 | 18.733 | 36.576 | 30.878 | 21.728 | 1'47.915P | 209,3 | 9:28'08.088 |
| 2 | 12.693 | 34.680 | 30.439 | 23.458 | 1'41.270 | 242,7 | 9:29'49.358 |
| 3 | 12.101 | 31.990 | 28.053 | 20.404 | 1'32.548 | 247,1 | 9:31'21.906 |
| 4 | 12.564 | 37.262 | 31.763 | 20.742 | 1'42.331 | 210,5 | 9:33'04.237 |
| 5 | 11.953 | 31.754 | 28.443 | 20.252 | 1'32.402 | 247,7 | 9:34'36.639 |
| 6 | 11.871 | 31.934 | 28.223 | 20.349 | 1'32.377 | 247,1 | 9:36'09.016 |
| 7 | 11.943 | 35.848 | 29.911 | | | 214,3 | |

117 MM Motorsport (1'33.106)

| Lap | Seg.1 | Seg.2 | Seg.3 | Seg.4 | Lap Time | km/h | Local Time |
|------------------|---------------|---------------|---------------|---------------|-----------------|--------------|-------------|
| Leonardo Arduini | | | | | | | |
| | | | | | | | 9:25'15.330 |
| 1 | 21.117 | 39.794 | 33.407 | 22.805 | 1'57.123P | 214,3 | 9:27'12.453 |
| 2 | 13.510 | 34.011 | 31.839 | 21.358 | 1'40.718 | 244,9 | 9:28'53.171 |
| 3 | 12.263 | 31.951 | 28.282 | 20.667 | 1'33.163 | 251,2 | 9:30'26.334 |
| 4 | 12.223 | 31.775 | 28.542 | 20.579 | 1'33.119 | 251,2 | 9:31'59.453 |
| 5 | 12.294 | 32.382 | 36.593 | 22.525 | 1'43.794 | 251,2 | 9:33'43.247 |
| 6 | 12.195 | 31.916 | 28.408 | 20.649 | 1'33.168 | 248,8 | 9:35'16.415 |
| 7 | 14.207 | 41.924 | 32.098 | 20.883 | 1'49.112 | 155,0 | 9:37'05.527 |
| 8 | 12.222 | 31.867 | 28.390 | 20.627 | 1'33.106 | 251,2 | 9:38'38.633 |
| 9 | 12.153 | 32.182 | 28.565 | 20.638 | 1'33.538 | 250,0 | 9:40'12.171 |

109 Zanasi Racing (1'33.303)

| Lap | Seg.1 | Seg.2 | Seg.3 | Seg.4 | Lap Time | km/h | Local Time |
|----------------|---------------|---------------|---------------|-----------------|-----------|--------------|-------------|
| Andrea Fontana | | | | | | | |
| | | | | | | | 9:26'56.016 |
| 1 | 20.585 | 36.269 | 30.424 | 21.227 | 1'48.505P | 206,5 | 9:28'44.521 |
| 2 | 12.637 | 32.111 | 28.400 | 21.197 | 1'34.345 | 252,3 | 9:30'18.866 |
| 3 | 12.447 | 32.223 | 28.377 | 20.764 | 1'33.811 | 252,3 | 9:31'52.677 |
| 4 | 12.282 | 32.276 | 29.199 | 21.760 | 1'35.517 | 255,9 | 9:33'28.194 |
| 5 | 12.206 | | 20.862 | 1'33.303 | 251,2 | 9:35'01.497 | |
| 6 | 12.159 | 33.761 | 29.083 | 23.167 | 1'38.170 | 248,3 | 9:36'39.667 |
| 7 | 12.087 | 31.945 | 28.707 | 20.697 | 1'33.436 | 251,2 | 9:38'13.103 |
| 8 | 12.261 | 32.441 | 29.192 | 22.784 | 1'36.678 | 251,2 | 9:39'49.781 |
| 9 | 12.147 | 32.660 | 32.871 | | | 253,5 | |

119 Zanasi Racing (1'33.685)

| Lap | Seg.1 | Seg.2 | Seg.3 | Seg.4 | Lap Time | km/h | Local Time |
|-----------------|---------------|---------------|---------------|---------------|-----------------|--------------|-------------|
| Mattia Simonini | | | | | | | |
| | | | | | | | 9:27'15.033 |
| 1 | 20.416 | 41.551 | 40.822 | 26.355 | 2'09.144P | 197,8 | 9:29'24.177 |
| 2 | 15.539 | 35.614 | 31.540 | 21.469 | 1'44.162 | 241,6 | 9:31'08.339 |
| 3 | 12.421 | 32.201 | 28.475 | 20.841 | 1'33.938 | 248,3 | 9:32'42.277 |
| 4 | 12.489 | 32.327 | 38.506 | 20.801 | 1'44.123 | 247,7 | 9:34'26.400 |
| 5 | 12.339 | 32.447 | 28.422 | 20.889 | 1'34.097 | 248,3 | 9:36'00.497 |
| 6 | 13.227 | 39.367 | 34.368 | 20.839 | 1'47.801 | 224,5 | 9:37'48.298 |
| 7 | 12.365 | 32.093 | 28.415 | 20.812 | 1'33.685 | 250,0 | 9:39'21.983 |
| 8 | 12.311 | 32.318 | 28.616 | | | 250,0 | |

111 Best Lap (1'33.529)

| Lap | Seg.1 | Seg.2 | Seg.3 | Seg.4 | Lap Time | km/h | Local Time |
|------------------|---------------|---------------|---------------|---------------|-----------------|--------------|-------------|
| Alex Frassinetti | | | | | | | |
| | | | | | | | 9:25'06.180 |
| 1 | 24.733 | 38.292 | 30.729 | 21.388 | 1'55.142P | 174,8 | 9:27'01.322 |
| 2 | 12.671 | 32.752 | 33.021 | 20.812 | 1'39.256 | 245,5 | 9:28'40.578 |
| 3 | 12.517 | 32.625 | 28.430 | 23.695 | 1'37.267 | 241,6 | 9:30'17.845 |
| 4 | 12.451 | 32.333 | 28.059 | 20.686 | 1'33.529 | 242,7 | 9:31'51.374 |
| 5 | 12.437 | 32.246 | 28.188 | 20.721 | 1'33.592 | 246,6 | 9:33'24.966 |
| 6 | 12.445 | 32.118 | 28.447 | 20.952 | 1'33.962 | 247,7 | 9:34'58.928 |
| 7 | 12.432 | 32.345 | 35.375 | 23.341 | 1'43.493 | 246,6 | 9:36'42.421 |
| 8 | 12.375 | 32.286 | 28.515 | 20.797 | 1'33.973 | 244,9 | 9:38'16.394 |
| 9 | 12.438 | 32.348 | 30.923 | | | 246,0 | |

123 Double TT Racing (1'35.396)

| Lap | Seg.1 | Seg.2 | Seg.3 | Seg.4 | Lap Time | km/h | Local Time |
|-------------|---------------|---------------|---------------|---------------|-----------------|--------------|-------------|
| Davide Roda | | | | | | | |
| | | | | | | | 9:26'38.385 |
| 1 | 24.324 | 46.439 | 32.669 | 22.545 | 2'05.977P | 118,8 | 9:28'44.362 |
| 2 | 13.523 | 32.964 | 30.227 | 21.424 | 1'38.138 | 242,7 | 9:30'22.500 |
| 3 | 12.786 | 32.544 | 29.167 | 20.899 | 1'35.396 | 245,5 | 9:31'57.896 |
| 4 | 12.837 | 32.917 | 29.949 | 21.079 | 1'36.782 | 247,7 | 9:33'34.678 |
| 5 | 12.785 | 32.551 | 29.354 | 20.966 | 1'35.656 | 247,1 | 9:35'10.334 |
| 6 | 12.678 | 32.276 | 29.805 | 20.854 | 1'35.613 | 247,1 | 9:36'45.947 |
| 7 | 12.718 | 32.349 | 29.617 | 20.799 | 1'35.483 | 246,0 | 9:38'21.430 |
| 8 | 12.625 | 32.387 | 29.233 | 21.439 | 1'35.684 | 246,0 | 9:39'57.114 |
| 9 | 12.947 | 32.487 | 34.166 | | | 245,5 | |

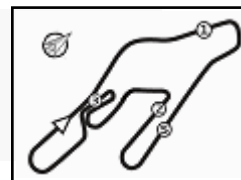
112 MRNC12 (1'33.076)

| Lap | Seg.1 | Seg.2 | Seg.3 | Seg.4 | Lap Time | km/h | Local Time |
|--------------------|---------------|---------------|---------------|---------------|-----------------|--------------|-------------|
| Filippo Croccolino | | | | | | | |
| | | | | | | | 9:25'10.453 |
| 1 | 24.197 | 40.046 | 33.587 | 23.776 | 2'01.606P | 189,5 | 9:27'12.059 |
| 2 | 13.258 | 34.047 | 30.767 | 21.252 | 1'39.324 | 243,8 | 9:28'51.383 |
| 3 | 12.318 | 31.951 | 28.432 | 20.488 | 1'33.189 | 247,7 | 9:30'24.572 |
| 4 | 12.290 | 31.775 | 28.867 | 20.909 | 1'33.841 | 248,8 | 9:31'58.413 |
| 5 | 12.409 | 31.836 | 28.240 | 20.756 | 1'33.241 | 250,0 | 9:33'31.654 |
| 6 | 12.153 | 31.911 | 28.445 | 20.567 | 1'33.076 | 248,8 | 9:35'04.730 |
| 7 | 12.263 | 37.026 | 38.048 | 22.676 | 1'50.013 | 207,3 | 9:36'54.743 |
| 8 | 12.314 | 32.042 | 28.551 | 20.648 | 1'33.555 | 247,7 | 9:38'28.298 |
| 9 | 12.225 | 31.845 | 28.471 | 20.595 | 1'33.136 | 248,3 | 9:40'01.434 |

147 CRM Competition (1'33.299)

| Lap | Seg.1 | Seg.2 | Seg.3 | Seg.4 | Lap Time | km/h | Local Time |
|----------------|---------------|---------------|---------------|---------------|-----------------|--------------|-------------|
| Riccardo Tucci | | | | | | | |
| | | | | | | | 9:25'12.680 |
| 1 | 22.707 | 40.778 | 34.538 | 23.345 | 2'01.368P | 211,4 | 9:27'14.048 |
| 2 | 13.405 | 34.280 | 30.517 | 21.582 | 1'39.784 | 242,7 | 9:28'53.832 |
| 3 | 12.405 | 32.053 | 28.798 | 20.515 | 1'33.771 | 248,3 | 9:30'27.603 |
| 4 | 12.352 | 32.078 | 28.403 | 20.466 | 1'33.299 | 247,7 | 9:32'00.902 |
| 5 | 12.254 | 31.924 | 28.867 | 21.082 | 1'34.127 | 248,8 | 9:33'35.029 |
| 6 | 12.693 | 32.691 | 29.536 | 20.758 | 1'35.678 | 246,6 | 9:35'10.707 |





ACI Racing Weekend Vallelunga, 23-24 Maggio 2026

Campionato Italiano GT Sprint GTCup - Analisi Tempi Qualifying 2

Vallelunga 4.085 m

2 / 4

| | | | | | | | | | | | | | | | |
|---|--------|--------|--------|--------|----------|-------|-------------|---|---------------|---------------|---------------|--------|----------|--------------|-------------|
| 7 | 12.650 | 32.632 | 29.559 | 20.865 | 1'35.706 | 248,3 | 9:36'46.413 | 5 | 12.445 | 32.051 | 28.680 | 20.803 | 1'33.979 | 253,5 | 9:35'56.866 |
| 8 | 12.597 | 35.095 | 31.414 | | | 213,4 | | 6 | 12.526 | 38.175 | 35.795 | 21.642 | 1'48.138 | 190,8 | 9:37'45.004 |
| | | | | | | | | 7 | 12.523 | 32.265 | 29.277 | | | 252,3 | |

| 150 Spirit of Racing (1'35.911) | | | | | | | |
|---------------------------------|---------------|---------------|---------------|---------------|-----------------|--------------|-------------|
| Lap | Seg.1 | Seg.2 | Seg.3 | Seg.4 | Lap Time | km/h | Local Time |
| Andres Mendez | | | | | | | |
| | | | | | | | 9:25'49.813 |
| 1 | 21.551 | 40.074 | 33.161 | 22.865 | 1'57.651P | 214,3 | 9:27'47.464 |
| 2 | 13.675 | 34.941 | 31.417 | 23.259 | 1'43.292 | 243,8 | 9:29'30.756 |
| 3 | 13.345 | 34.263 | 31.983 | 21.544 | 1'41.135 | 245,5 | 9:31'11.891 |
| 4 | 12.700 | 33.281 | 29.009 | 21.182 | 1'36.172 | 242,2 | 9:32'48.063 |
| 5 | 12.566 | 32.729 | 29.267 | 21.415 | 1'35.977 | 248,3 | 9:34'24.040 |
| 6 | 12.559 | 32.856 | 29.140 | 21.356 | 1'35.911 | 246,0 | 9:35'59.951 |
| 7 | 12.602 | 33.925 | 31.990 | 24.286 | 1'42.803 | 247,7 | 9:37'42.754 |
| 8 | 12.688 | 33.146 | 29.422 | 21.519 | 1'36.775 | 247,1 | 9:39'19.529 |
| 9 | 12.530 | 32.769 | 29.345 | 21.456 | 1'36.100 | 248,3 | 9:40'55.629 |

| 207 Invictus (1'34.313) | | | | | | | |
|-------------------------|---------------|---------------|---------------|---------------|-----------------|--------------|-------------|
| Lap | Seg.1 | Seg.2 | Seg.3 | Seg.4 | Lap Time | km/h | Local Time |
| Angelo Lancelotti | | | | | | | |
| | | | | | | | 9:26'21.082 |
| 1 | 19.473 | 37.620 | 32.206 | 24.476 | 1'53.775P | 237,4 | 9:28'14.857 |
| 2 | 12.488 | 33.322 | 34.536 | 20.938 | 1'41.284 | 251,2 | 9:29'56.141 |
| 3 | 12.276 | 32.345 | 29.015 | 21.110 | 1'34.746 | 244,9 | 9:31'30.887 |
| 4 | 13.435 | 33.586 | 30.240 | 23.070 | 1'40.331 | 249,4 | 9:33'11.218 |
| 5 | 12.362 | 32.930 | 28.833 | 20.856 | 1'34.981 | 248,3 | 9:34'46.199 |
| 6 | 12.324 | 32.517 | 28.896 | 20.818 | 1'34.555 | 252,3 | 9:36'20.754 |
| 7 | 12.449 | 32.564 | 28.686 | 20.614 | 1'34.313 | 252,3 | 9:37'55.067 |
| 8 | 14.418 | 41.629 | 35.218 | 21.862 | 1'53.127 | 161,7 | 9:39'48.194 |
| 9 | 12.481 | 33.320 | 34.513 | | | | 247,7 |

| 151 Spirit of Racing (1'32.888) | | | | | | | |
|---------------------------------|---------------|---------------|---------------|---------------|-----------------|--------------|-------------|
| Lap | Seg.1 | Seg.2 | Seg.3 | Seg.4 | Lap Time | km/h | Local Time |
| Diego Di Fabio | | | | | | | |
| | | | | | | | 9:25'16.652 |
| 1 | 23.059 | 42.852 | 35.587 | 23.163 | 2'04.661P | 163,4 | 9:27'21.313 |
| 2 | 14.055 | 35.865 | 29.421 | 20.619 | 1'39.960 | 177,0 | 9:29'01.273 |
| 3 | 12.277 | 35.801 | 29.485 | 20.496 | 1'38.059 | 185,9 | 9:30'39.332 |
| 4 | 12.117 | 32.025 | 28.331 | 20.563 | 1'33.036 | 249,4 | 9:32'12.368 |
| 5 | 12.043 | 32.139 | 28.176 | 20.701 | 1'33.059 | 246,6 | 9:33'45.427 |
| 6 | 12.547 | 39.612 | 32.420 | 20.760 | 1'45.339 | 178,2 | 9:35'30.766 |
| 7 | 12.104 | 32.310 | 28.345 | 20.809 | 1'33.568 | 246,0 | 9:37'04.334 |
| 8 | 12.159 | 31.932 | 28.178 | 20.619 | 1'32.888 | 248,3 | 9:38'37.222 |
| 9 | 12.729 | 36.993 | 35.365 | | | 204,9 | |

| 208 Villorba Corse (1'36.030) | | | | | | | |
|-------------------------------|---------------|---------------|---------------|---------------|-----------------|--------------|-------------|
| Lap | Seg.1 | Seg.2 | Seg.3 | Seg.4 | Lap Time | km/h | Local Time |
| Luciano Privitello | | | | | | | |
| | | | | | | | 9:25'23.146 |
| 1 | 20.720 | 43.790 | 36.161 | 24.060 | 2'04.731P | 157,2 | 9:27'27.877 |
| 2 | 13.139 | 34.805 | 31.950 | 21.341 | 1'41.235 | 240,5 | 9:29'09.112 |
| 3 | 12.841 | 33.199 | 30.392 | 21.125 | 1'37.557 | 246,0 | 9:30'46.669 |
| 4 | 12.807 | 33.057 | 29.553 | 21.426 | 1'36.843 | 246,0 | 9:32'23.512 |
| 5 | 12.757 | 33.466 | 29.311 | 21.481 | 1'37.015 | 244,9 | 9:34'00.527 |
| 6 | 12.807 | 33.066 | 29.428 | 21.358 | 1'36.659 | 246,0 | 9:35'37.186 |
| 7 | 12.864 | 33.344 | 29.226 | 21.384 | 1'36.818 | 245,5 | 9:37'14.004 |
| 8 | 12.695 | 33.298 | 29.409 | 21.161 | 1'36.563 | 244,9 | 9:38'50.567 |
| 9 | 12.691 | 33.066 | 29.133 | 21.140 | 1'36.030 | 246,6 | 9:40'26.597 |

| 184 SF Squadra Corse (1'32.559) | | | | | | | |
|---------------------------------|---------------|---------------|---------------|---------------|-----------------|--------------|-------------|
| Lap | Seg.1 | Seg.2 | Seg.3 | Seg.4 | Lap Time | km/h | Local Time |
| Mattia Lancellotti | | | | | | | |
| | | | | | | | 9:26'29.561 |
| 1 | 21.195 | 40.761 | 33.993 | 22.693 | 1'58.642P | 207,3 | 9:28'28.203 |
| 2 | 13.212 | 33.093 | 33.964 | 20.642 | 1'40.911 | 244,3 | 9:30'09.114 |
| 3 | 12.189 | 31.995 | 28.335 | 20.377 | 1'32.896 | 251,2 | 9:31'42.010 |
| 4 | 12.496 | 32.347 | 36.562 | 20.722 | 1'42.127 | 249,4 | 9:33'24.137 |
| 5 | 12.210 | 31.966 | 28.108 | 20.275 | 1'32.559 | 251,2 | 9:34'56.696 |
| 6 | 12.045 | 34.178 | 32.737 | 20.805 | 1'39.765 | 251,2 | 9:36'36.461 |
| 7 | 12.089 | 32.053 | 28.193 | 20.627 | 1'32.962 | 250,0 | 9:38'09.423 |
| 8 | 12.409 | 35.426 | 31.521 | 21.943 | 1'41.299 | 220,9 | 9:39'50.722 |
| 9 | 12.193 | 32.309 | 34.949 | | | 250,0 | |

| 211 Zanasi Racing (1'32.752) | | | | | | | |
|------------------------------|---------------|---------------|---------------|---------------|-----------------|--------------|-------------|
| Lap | Seg.1 | Seg.2 | Seg.3 | Seg.4 | Lap Time | km/h | Local Time |
| Luca Demarchi | | | | | | | |
| | | | | | | | 9:25'07.777 |
| 1 | 26.379 | 39.778 | 33.379 | 23.917 | 2'03.453P | 200,7 | 9:27'11.230 |
| 2 | 13.140 | 33.291 | 29.163 | 20.599 | 1'36.193 | 247,7 | 9:28'47.423 |
| 3 | 12.265 | 32.002 | 28.776 | 20.553 | 1'33.596 | 250,0 | 9:30'21.019 |
| 4 | 12.241 | 31.725 | 28.336 | 20.450 | 1'32.752 | 251,2 | 9:31'53.771 |
| 5 | 12.104 | 31.921 | 29.523 | 22.778 | 1'36.326 | 252,3 | 9:33'30.097 |
| 6 | 12.002 | 32.051 | 28.464 | 20.729 | 1'33.246 | 252,3 | 9:35'03.343 |
| 7 | 12.782 | 34.983 | 32.084 | | | 232,8 | |

| 188 Spirit of Racing (1'36.191) | | | | | | | |
|---------------------------------|---------------|---------------|---------------|---------------|-----------------|--------------|-------------|
| Lap | Seg.1 | Seg.2 | Seg.3 | Seg.4 | Lap Time | km/h | Local Time |
| Fedor Samorukov | | | | | | | |
| | | | | | | | 9:25'41.385 |
| 1 | 22.369 | 42.144 | 34.868 | 24.793 | 2'04.174P | 207,3 | 9:27'45.559 |
| 2 | 15.407 | 37.637 | 32.873 | 22.702 | 1'48.619 | 242,7 | 9:29'34.178 |
| 3 | 13.370 | 34.165 | 31.611 | 21.722 | 1'40.868 | 244,3 | 9:31'15.046 |
| 4 | 12.803 | 33.504 | 29.784 | 21.541 | 1'37.632 | 244,9 | 9:32'52.678 |
| 5 | 12.906 | 32.773 | 29.448 | 21.356 | 1'36.483 | 247,1 | 9:34'29.161 |
| 6 | 12.898 | 32.905 | 29.264 | 21.310 | 1'36.377 | 247,7 | 9:36'05.538 |
| 7 | 13.517 | 38.891 | 33.723 | 22.206 | 1'48.337 | 196,7 | 9:37'53.875 |
| 8 | 12.650 | 33.082 | 29.494 | 24.352 | 1'39.578 | 244,3 | 9:39'33.453 |
| 9 | 12.720 | 32.858 | 29.346 | 21.267 | 1'36.191 | 246,0 | 9:41'09.644 |

| 212 MRNC12 (1'33.610) | | | | | | | |
|-----------------------|---------------|---------------|---------------|---------------|-----------------|--------------|-------------|
| Lap | Seg.1 | Seg.2 | Seg.3 | Seg.4 | Lap Time | km/h | Local Time |
| Lorenzo Nicoli | | | | | | | |
| | | | | | | | 9:26'14.451 |
| 1 | 21.032 | 37.811 | 33.670 | 23.059 | 1'55.572P | 236,8 | 9:28'10.023 |
| 2 | 13.646 | 42.117 | 38.205 | 21.937 | 1'55.905 | 166,2 | 9:30'05.928 |
| 3 | 12.692 | 32.536 | 29.038 | 20.899 | 1'35.165 | 246,6 | 9:31'41.093 |
| 4 | 12.809 | 32.184 | 28.445 | 20.581 | 1'34.019 | 245,5 | 9:33'15.112 |
| 5 | 12.324 | 33.333 | 29.777 | 21.235 | 1'36.669 | 244,9 | 9:34'51.781 |
| 6 | 12.432 | 32.545 | 28.691 | 20.373 | 1'34.041 | 244,9 | 9:36'25.822 |
| 7 | 12.339 | 32.029 | 28.693 | 20.549 | 1'33.610 | 247,7 | 9:37'59.432 |
| 8 | 12.248 | 32.464 | 28.667 | 21.224 | 1'34.603 | 243,8 | 9:39'34.035 |
| 9 | 15.751 | 39.430 | 33.561 | | | 189,5 | |

| 203 Zanasi Racing (1'33.891) | | | | | | | |
|------------------------------|--------|--------|--------|---------------|-----------------|-------|-------------|
| Lap | Seg.1 | Seg.2 | Seg.3 | Seg.4 | Lap Time | km/h | Local Time |
| Vittoria Piria | | | | | | | |
| | | | | | | | 9:25'09.122 |
| 1 | 25.477 | 40.763 | 34.896 | 2'33.028 | 4'14.164P | 182,7 | 9:29'23.286 |
| 2 | 20.374 | | | 22.352 | 1'45.911P | 250,0 | 9:31'09.197 |
| 3 | 12.510 | | | 20.705 | 1'33.891 | 252,3 | 9:32'43.088 |
| 4 | 12.583 | | | 21.102 | 1'39.799 | 251,2 | 9:34'22.887 |

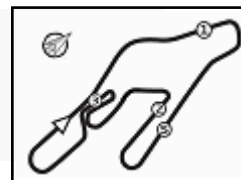
| 221 MRNC12 (1'36.663) | | | | | | | |
|-----------------------|--------|--------|--------|--------|-----------|--------------|-------------|
| Lap | Seg.1 | Seg.2 | Seg.3 | Seg.4 | Lap Time | km/h | Local Time |
| Federica Levy | | | | | | | |
| | | | | | | | 9:26'16.569 |
| 1 | 19.835 | 37.968 | 33.221 | 22.758 | 1'53.782P | 196,0 | 9:28'10.351 |
| 2 | 13.822 | 35.801 | 30.638 | 21.674 | 1'41.935 | 240,5 | 9:29'52.286 |
| 3 | 12.807 | 33.318 | 30.711 | 21.549 | 1'38.385 | 248,3 | 9:31'30.671 |
| 4 | 13.286 | 34.547 | 33.345 | 21.593 | 1'42.771 | 246,6 | 9:33'13.442 |
| 5 | 12.659 | 33.195 | 31.617 | 22.527 | 1'39.998 | 247,1 | 9:34'53.440 |

23/05/2026 P = Pits In/Out - C = Lap Time Cancelled



Powered by FICr PERUGIA TIMING





ACI Racing Weekend Vallelunga, 23-24 Maggio 2026

Campionato Italiano GT Sprint GTCup - Analisi Tempi Qualifying 2

Vallelunga 4.085 m

3 / 4

| | | | | | | | | | | | | | | | |
|---|---------------|---------------|---------------|---------------|-----------------|-------|-------------|---|---------------|---------------|---------------|---------------|-----------------|--------------|-------------|
| 6 | 12.604 | 33.076 | 30.045 | 21.591 | 1'37.316 | 247,7 | 9:36'30.756 | 5 | 12.805 | 33.515 | 29.050 | 21.036 | 1'36.406 | 231,8 | 9:34'15.605 |
| 7 | 13.008 | 33.509 | 30.072 | 21.282 | 1'37.871 | 247,1 | 9:38'08.627 | 6 | 12.750 | 33.568 | 29.047 | 21.133 | 1'36.498 | 231,8 | 9:35'52.103 |
| 8 | 12.584 | 33.250 | 29.725 | 21.494 | 1'37.053 | 247,1 | 9:39'45.680 | 7 | 12.858 | 33.450 | 29.124 | | | 232,3 | |
| 9 | 12.858 | 33.040 | 29.422 | 21.343 | 1'36.663 | 246,0 | 9:41'22.343 | | | | | | | | |

| 231 Krypton by DL Racing (1'34.034) | | | | | | | |
|-------------------------------------|---------------|---------------|---------------|---------------|-----------------|--------------|-------------|
| Lap | Seg.1 | Seg.2 | Seg.3 | Seg.4 | Lap Time | km/h | Local Time |
| Francesco Galli | | | | | | | |
| | | | | | | | 9:25'38.472 |
| 1 | 19.157 | 39.381 | 31.691 | 40.856 | 2'11.085P | 232,8 | 9:27'49.557 |
| 2 | 17.087 | 33.900 | 33.193 | 27.316 | 1'51.496P | 238,4 | 9:29'41.053 |
| 3 | 12.667 | 32.330 | 28.248 | 24.746 | 1'37.991 | 245,5 | 9:31'19.044 |
| 4 | 12.491 | 32.507 | 28.210 | 20.832 | 1'34.040 | 244,9 | 9:32'53.084 |
| 5 | 13.110 | 37.261 | 34.756 | 22.337 | 1'47.464 | 202,2 | 9:34'40.548 |
| 6 | 12.555 | 32.405 | 28.597 | 20.687 | 1'34.244 | 247,1 | 9:36'14.792 |
| 7 | 12.525 | 32.373 | 28.492 | 20.644 | 1'34.034 | 247,1 | 9:37'48.826 |
| 8 | 12.563 | 33.873 | 33.632 | 21.389 | 1'41.457 | 247,1 | 9:39'30.283 |
| 9 | 12.519 | 32.380 | 29.349 | | | 246,0 | |

| 412 ZRS Motorsport (1'34.519) | | | | | | | |
|-------------------------------|---------------|---------------|---------------|---------------|-----------------|--------------|-------------|
| Lap | Seg.1 | Seg.2 | Seg.3 | Seg.4 | Lap Time | km/h | Local Time |
| Alberto Fulgori | | | | | | | |
| | | | | | | | 9:25'34.107 |
| 1 | 23.034 | 40.875 | 32.780 | 23.322 | 2'00.011P | 196,7 | 9:27'34.118 |
| 2 | 14.019 | 34.420 | 36.949 | 22.474 | 1'47.862 | 230,3 | 9:29'21.980 |
| 3 | 12.634 | 33.034 | 28.996 | 20.858 | 1'35.522 | 236,8 | 9:30'57.502 |
| 4 | 12.457 | 32.706 | 28.701 | 20.655 | 1'34.519 | 236,8 | 9:32'32.021 |
| 5 | 12.392 | 32.949 | 28.974 | 21.045 | 1'35.360 | 237,4 | 9:34'07.381 |
| 6 | 12.436 | 33.710 | 29.098 | 21.105 | 1'36.349 | 230,3 | 9:35'43.730 |
| 7 | 12.583 | 34.047 | 32.728 | | | 237,4 | |

| 251 Carminati Ettore (1'33.517) | | | | | | | |
|---------------------------------|---------------|---------------|---------------|---------------|-----------------|--------------|-------------|
| Lap | Seg.1 | Seg.2 | Seg.3 | Seg.4 | Lap Time | km/h | Local Time |
| Ettore Carminati | | | | | | | |
| | | | | | | | 9:25'13.896 |
| 1 | 22.127 | 41.220 | 34.386 | 23.101 | 2'00.834P | 183,4 | 9:27'14.730 |
| 2 | 13.422 | 34.377 | 30.170 | 22.186 | 1'40.155 | 239,5 | 9:28'54.885 |
| 3 | 12.699 | 32.335 | 28.483 | 20.623 | 1'34.140 | 246,0 | 9:30'29.025 |
| 4 | 12.508 | 32.168 | 28.381 | 20.526 | 1'33.583 | 246,0 | 9:32'02.608 |
| 5 | 12.470 | 31.924 | 28.360 | 20.763 | 1'33.517 | 247,7 | 9:33'36.125 |
| 6 | 12.485 | 33.455 | 29.066 | 21.091 | 1'36.097 | 246,0 | 9:35'12.222 |
| 7 | 12.489 | 32.284 | 30.041 | | | 247,1 | |

| 429 BiRace Motorsport (1'39.296) | | | | | | | |
|----------------------------------|---------------|---------------|---------------|---------------|-----------------|--------------|-------------|
| Lap | Seg.1 | Seg.2 | Seg.3 | Seg.4 | Lap Time | km/h | Local Time |
| Giovanni Stefanin | | | | | | | |
| | | | | | | | 9:26'17.938 |
| 1 | 18.727 | 36.765 | 31.762 | 22.261 | 1'49.515P | 228,3 | 9:28'07.453 |
| 2 | 13.159 | 36.099 | 30.490 | 23.453 | 1'43.201 | 219,5 | 9:29'50.654 |
| 3 | 13.257 | 33.961 | 30.748 | 21.721 | 1'39.687 | 234,8 | 9:31'30.341 |
| 4 | 13.186 | 33.839 | 30.297 | 21.974 | 1'39.296 | 234,3 | 9:33'09.637 |
| 5 | 13.284 | 34.867 | 30.470 | 22.186 | 1'40.807 | 235,8 | 9:34'50.444 |
| 6 | 13.274 | 34.173 | 30.598 | 22.118 | 1'40.163 | 235,3 | 9:36'30.607 |
| 7 | 13.804 | 34.220 | 30.951 | 22.254 | 1'41.229 | 235,3 | 9:38'11.836 |
| 8 | 13.083 | 34.157 | 30.561 | 22.307 | 1'40.108 | 232,8 | 9:39'51.944 |
| 9 | 13.320 | 34.261 | 32.822 | | | 234,8 | |

| 272 DL Racing (1'33.326) | | | | | | | |
|--------------------------|---------------|---------------|---------------|---------------|-----------------|--------------|-------------|
| Lap | Seg.1 | Seg.2 | Seg.3 | Seg.4 | Lap Time | km/h | Local Time |
| Ronnie Stefani | | | | | | | |
| | | | | | | | 9:25'26.177 |
| 1 | 20.657 | 48.178 | 32.634 | 22.803 | 2'04.272P | 146,1 | 9:27'30.449 |
| 2 | 12.599 | 33.483 | 31.617 | 21.235 | 1'38.934 | 242,2 | 9:29'09.383 |
| 3 | 12.735 | 32.992 | 29.413 | 20.667 | 1'35.807 | 243,8 | 9:30'45.190 |
| 4 | 12.167 | 32.109 | 28.489 | 20.561 | 1'33.326 | 247,1 | 9:32'18.516 |
| 5 | 12.229 | 32.057 | 31.250 | 23.979 | 1'39.515 | 246,6 | 9:33'58.031 |
| 6 | 12.157 | 32.011 | 28.661 | 22.947 | 1'35.776 | 246,6 | 9:35'33.807 |
| 7 | 12.118 | 32.127 | 28.532 | 20.822 | 1'33.599 | 246,6 | 9:37'07.406 |
| 8 | 12.308 | 39.845 | 40.688 | 21.346 | 1'54.187 | 188,8 | 9:39'01.593 |
| 9 | 12.409 | 32.709 | 34.308 | | | 246,0 | |

| 431 APEX Competition (1'35.009) | | | | | | | |
|---------------------------------|---------------|---------------|--------|--------|----------|--------------|-------------|
| Lap | Seg.1 | Seg.2 | Seg.3 | Seg.4 | Lap Time | km/h | Local Time |
| Danny Santi | | | | | | | |
| | | | | | | | 9:26'58.279 |
| 1 | 12.877 | 38.252 | 32.029 | 22.193 | | 213,0 | 9:28'34.764 |
| 2 | 12.551 | 32.947 | 28.945 | 20.864 | 1'36.485 | 230,3 | 9:29'44.040 |
| 3 | 12.428 | 32.818 | 28.953 | 21.008 | 1'35.207 | 238,9 | 9:31'44.980 |
| 4 | 12.503 | 32.864 | 38.775 | 22.485 | 1'46.627 | 237,9 | 9:33'31.607 |
| 5 | 12.833 | 40.327 | 35.122 | | | 154,1 | |

| 288 DL Racing (1'34.665) | | | | | | | |
|--------------------------|---------------|---------------|---------------|---------------|-----------------|--------------|-------------|
| Lap | Seg.1 | Seg.2 | Seg.3 | Seg.4 | Lap Time | km/h | Local Time |
| Francesco Daniele | | | | | | | |
| | | | | | | | 9:25'27.436 |
| 1 | 19.824 | 49.460 | 32.837 | 21.896 | 2'04.017P | 122,9 | 9:27'31.453 |
| 2 | 12.644 | 33.106 | 31.415 | 21.399 | 1'38.564 | 247,1 | 9:29'10.017 |
| 3 | 12.571 | 33.136 | 30.165 | 21.257 | 1'37.129 | 247,1 | 9:30'47.146 |
| 4 | 12.621 | 36.794 | 35.284 | 23.157 | 1'47.856 | 216,9 | 9:32'35.002 |
| 5 | 12.578 | 32.347 | 28.986 | 20.998 | 1'34.909 | 248,8 | 9:34'09.911 |
| 6 | 12.790 | 41.169 | 30.390 | 20.886 | 1'45.235 | 182,1 | 9:35'55.146 |
| 7 | 12.561 | 32.943 | 34.752 | 24.608 | 1'44.864 | 244,9 | 9:37'40.010 |
| 8 | 12.453 | 32.236 | 29.053 | 20.923 | 1'34.665 | 248,3 | 9:39'14.675 |
| 9 | 12.350 | 35.712 | 29.722 | | | 246,0 | |

| 433 BiRace Motorsport (1'35.397) | | | | | | | |
|----------------------------------|---------------|---------------|---------------|---------------|-----------------|--------------|-------------|
| Lap | Seg.1 | Seg.2 | Seg.3 | Seg.4 | Lap Time | km/h | Local Time |
| Roberto Muriglio | | | | | | | |
| | | | | | | | 9:26'03.879 |
| 1 | 19.445 | 39.247 | 32.774 | 21.835 | 1'53.301P | 185,2 | 9:27'57.180 |
| 2 | 13.252 | 34.260 | 29.731 | 29.617 | 1'46.860 | 236,8 | 9:29'44.040 |
| 3 | 12.784 | 33.036 | 28.822 | 21.010 | 1'35.652 | 235,8 | 9:31'19.692 |
| 4 | 12.738 | 32.997 | 28.856 | 20.806 | 1'35.397 | 236,3 | 9:32'55.089 |
| 5 | 13.879 | 41.938 | 29.833 | 22.689 | 1'48.339 | 184,6 | 9:34'43.428 |
| 6 | 12.883 | 33.487 | 30.791 | 21.317 | 1'38.478 | 234,3 | 9:36'21.906 |
| 7 | 12.943 | 33.239 | 28.765 | 21.189 | 1'36.136 | 236,3 | 9:37'58.042 |
| 8 | 12.852 | 37.970 | 35.625 | 22.335 | 1'48.782 | 192,9 | 9:39'46.824 |
| 9 | 13.252 | 33.224 | 30.075 | | | 235,8 | |

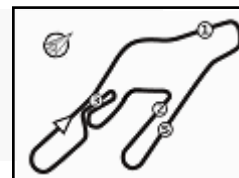
| 401 A2 Motorsport (1'36.406) | | | | | | | |
|------------------------------|--------|--------|--------|--------|-----------|-------|-------------|
| Lap | Seg.1 | Seg.2 | Seg.3 | Seg.4 | Lap Time | km/h | Local Time |
| Fabio Daminato | | | | | | | |
| | | | | | | | 9:25'57.555 |
| 1 | 18.953 | 36.384 | 30.802 | 21.808 | 1'47.947P | 223,6 | 9:27'45.502 |
| 2 | 13.048 | 34.479 | 29.498 | 22.722 | 1'39.747 | 230,8 | 9:29'25.249 |
| 3 | 12.884 | 33.828 | 29.200 | 21.103 | 1'37.015 | 231,8 | 9:31'02.264 |
| 4 | 13.030 | 33.746 | 29.093 | 21.066 | 1'36.935 | 231,8 | 9:32'39.199 |

| 445 ZRS Motorsport (1'36.460) | | | | | | | |
|-------------------------------|---------------|---------------|---------------|---------------|-----------------|--------------|-------------|
| Lap | Seg.1 | Seg.2 | Seg.3 | Seg.4 | Lap Time | km/h | Local Time |
| Ionuc Catalin Timis | | | | | | | |
| | | | | | | | 9:25'39.764 |
| 1 | 21.960 | 40.936 | 31.933 | 23.758 | 1'58.587P | 174,2 | 9:27'38.351 |
| 2 | 14.148 | 37.833 | 31.566 | 22.123 | 1'45.670 | 177,0 | 9:29'24.021 |
| 3 | 13.015 | 33.576 | 29.163 | 21.231 | 1'36.985 | 234,3 | 9:31'01.006 |
| 4 | 12.794 | 33.331 | 29.258 | 21.151 | 1'36.534 | 233,8 | 9:32'37.540 |
| 5 | 12.743 | 33.339 | 29.253 | 21.125 | 1'36.460 | 234,8 | 9:34'14.000 |
| 6 | 12.705 | 33.820 | 29.644 | 24.301 | 1'40.470 | 235,3 | 9:35'54.470 |
| 7 | 12.758 | 34.547 | 30.979 | 21.584 | 1'39.868 | 235,8 | 9:37'34.338 |
| 8 | 12.835 | 33.460 | 29.074 | 21.331 | 1'36.700 | 234,8 | 9:39'11.038 |
| 9 | 12.951 | 33.597 | 29.223 | 21.269 | 1'37.040 | 235,3 | 9:40'48.078 |

23/05/2026 P = Pits In/Out - C = Lap Time Cancelled



Powered by FICr PERUGIA TIMING



ACI Racing Weekend Vallelunga, 23-24 Maggio 2026

Campionato Italiano GT Sprint GTCup - Analisi Tempi Qualifying 2

Vallelunga 4.085 m

4 / 4

475 PS Performance (1'36.017)

| Lap | Seg.1 | Seg.2 | Seg.3 | Seg.4 | Lap Time | km/h | Local Time |
|-----------------|---------------|---------------|---------------|---------------|-----------------|--------------|-------------|
| Giacomo Rinaldo | | | | | | | |
| | | | | | | | 9:26'19.222 |
| 1 | 19.511 | 40.300 | 33.668 | 23.523 | 1'57.002P | 196,0 | 9:28'16.224 |
| 2 | 12.775 | 34.060 | 32.720 | 21.610 | 1'41.165 | 236,3 | 9:29'57.389 |
| 3 | 12.630 | 33.220 | 29.119 | 21.048 | 1'36.017 | 236,8 | 9:31'33.406 |
| 4 | 12.596 | 33.284 | 29.849 | 23.788 | 1'39.517 | 235,3 | 9:33'12.923 |
| 5 | 12.697 | 34.415 | 31.867 | 22.644 | 1'41.623 | 234,8 | 9:34'54.546 |
| 6 | 12.846 | 36.222 | 36.324 | 1'34.451 | 2'59.843P | 235,3 | 9:37'54.389 |
| 7 | 22.519 | 45.397 | 34.576 | | | 143,6 | |

| | | | | | | | |
|---|---------------|---------------|---------------|---------------|-----------------|-------|-------------|
| 2 | 14.216 | 37.403 | 33.767 | 21.671 | 1'47.057 | 214,3 | 9:29'10.796 |
| 3 | 13.276 | 33.230 | 30.236 | 22.593 | 1'39.335 | 233,8 | 9:30'50.131 |
| 4 | 12.820 | 32.781 | 29.043 | 20.631 | 1'35.275 | 237,4 | 9:32'25.406 |
| 5 | 12.882 | | 20.909 | 1'35.327 | 238,4 | 238,4 | 9:34'00.733 |
| 6 | 13.601 | | 21.405 | 1'40.453 | 221,8 | 221,8 | 9:35'41.186 |
| 7 | 12.818 | 32.932 | 28.994 | 20.889 | 1'35.633 | 236,8 | 9:37'16.819 |
| 8 | 12.865 | | 20.897 | 1'35.524 | 235,8 | 235,8 | 9:38'52.343 |
| 9 | 12.843 | | 20.851 | 1'35.512 | 234,8 | 234,8 | 9:40'27.855 |

488 APEX Competition (1'33.761)

| Lap | Seg.1 | Seg.2 | Seg.3 | Seg.4 | Lap Time | km/h | Local Time |
|-------------|---------------|---------------|---------------|---------------|-----------------|--------------|-------------|
| Paul Meijer | | | | | | | |
| | | | | | | | 9:25'04.978 |
| 1 | 26.206 | 43.665 | 34.403 | 24.273 | 2'08.547P | 130,8 | 9:27'13.525 |
| 2 | 13.498 | 40.534 | 30.591 | 22.568 | 1'47.191 | 173,4 | 9:29'00.716 |
| 3 | 12.527 | 32.549 | 28.604 | 20.576 | 1'34.256 | 236,8 | 9:30'34.972 |
| 4 | 12.462 | 32.299 | 28.451 | 20.549 | 1'33.761 | 238,4 | 9:32'08.733 |
| 5 | 12.487 | 32.654 | 35.537 | 22.012 | 1'42.690 | 238,4 | 9:33'51.423 |
| 6 | 12.536 | 32.591 | 32.492 | | | 237,9 | |

503 Easy Race (1'35.000)

| Lap | Seg.1 | Seg.2 | Seg.3 | Seg.4 | Lap Time | km/h | Local Time |
|---------------------|---------------|---------------|---------------|---------------|-----------------|--------------|-------------|
| Lorenzo Bontempelli | | | | | | | |
| | | | | | | | 9:25'21.292 |
| 1 | 21.559 | 44.297 | 35.811 | 23.791 | 2'05.458P | 170,9 | 9:27'26.750 |
| 2 | 13.927 | 38.901 | 35.748 | 22.174 | 1'50.750 | 188,2 | 9:29'17.500 |
| 3 | 12.800 | 33.026 | 29.400 | 21.106 | 1'36.332 | 242,7 | 9:30'53.832 |
| 4 | 12.600 | 32.637 | 28.884 | 20.879 | 1'35.000 | 242,7 | 9:32'28.832 |
| 5 | 12.551 | 32.676 | 33.286 | 22.271 | 1'40.784 | 242,7 | 9:34'09.616 |
| 6 | 12.651 | 33.620 | 33.371 | 1'12.907 | 2'32.549P | 242,7 | 9:36'42.165 |
| 7 | 19.453 | 36.701 | 33.015 | 21.769 | 1'50.938P | 229,3 | 9:38'33.103 |
| 8 | 12.646 | 33.087 | 29.047 | 21.032 | 1'35.812 | 241,6 | 9:40'08.915 |

559 Raptor Engineering (1'36.214)

| Lap | Seg.1 | Seg.2 | Seg.3 | Seg.4 | Lap Time | km/h | Local Time |
|-----------------|---------------|---------------|---------------|---------------|-----------------|--------------|-------------|
| Matteo Cianfoni | | | | | | | |
| | | | | | | | 9:25'45.760 |
| 1 | 24.771 | 49.041 | 39.095 | 25.311 | 2'18.218P | 170,6 | 9:28'03.978 |
| 2 | 15.017 | 39.074 | 39.691 | 22.818 | 1'56.600 | 171,2 | 9:30'00.578 |
| 3 | 12.875 | 33.538 | 30.070 | 21.392 | 1'37.875 | 238,4 | 9:31'38.453 |
| 4 | 12.519 | 33.030 | 29.451 | 21.214 | 1'36.214 | 237,4 | 9:33'14.667 |
| 5 | 12.451 | 35.898 | 34.240 | 23.080 | 1'45.669 | 227,8 | 9:35'00.336 |
| 6 | 12.805 | | | | | 102,4 | |

569 Raptor Engineering (1'38.926)

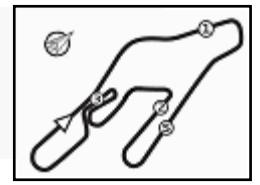
| Lap | Seg.1 | Seg.2 | Seg.3 | Seg.4 | Lap Time | km/h | Local Time |
|------------------|---------------|---------------|---------------|---------------|-----------------|--------------|-------------|
| Riccardo Tirelli | | | | | | | |
| | | | | | | | 9:25'47.826 |
| 1 | 25.097 | 47.956 | 38.570 | 25.239 | 2'16.862P | 153,2 | 9:28'04.688 |
| 2 | 14.985 | 42.244 | 36.373 | 23.529 | 1'57.131 | 174,5 | 9:30'01.819 |
| 3 | 13.274 | 37.654 | 33.774 | 22.212 | 1'46.914 | 225,9 | 9:31'48.733 |
| 4 | 13.201 | 36.627 | 31.447 | 22.877 | 1'44.152 | 229,8 | 9:33'32.885 |
| 5 | 12.896 | 37.403 | 31.057 | 21.765 | 1'43.121 | 232,8 | 9:35'16.006 |
| 6 | 13.354 | 35.362 | 30.294 | 21.594 | 1'40.604 | 233,8 | 9:36'56.610 |
| 7 | 12.711 | 34.537 | 30.199 | 21.479 | 1'38.926 | 234,8 | 9:38'35.536 |
| 8 | 12.709 | 34.973 | 30.493 | 21.483 | 1'39.658 | 235,3 | 9:40'15.194 |

571 SP Racing Team (1'35.275)

| Lap | Seg.1 | Seg.2 | Seg.3 | Seg.4 | Lap Time | km/h | Local Time |
|----------------|--------|--------|--------|--------|-----------|-------|-------------|
| Massimo Abbati | | | | | | | |
| | | | | | | | 9:25'20.110 |
| 1 | 21.828 | 43.949 | 34.369 | 23.483 | 2'03.629P | 155,8 | 9:27'23.739 |

23/05/2026 P = Pits In/Out - C = Lap Time Cancelled

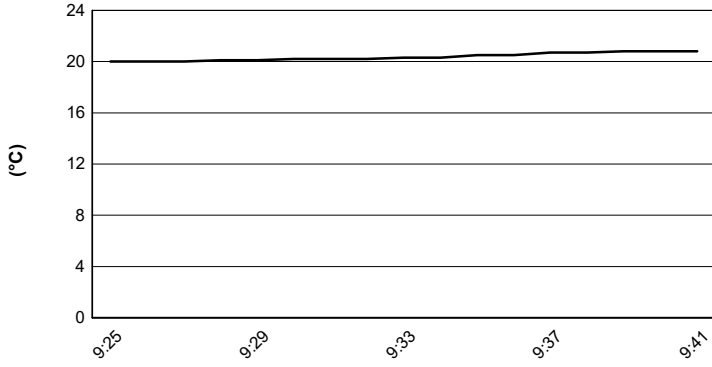




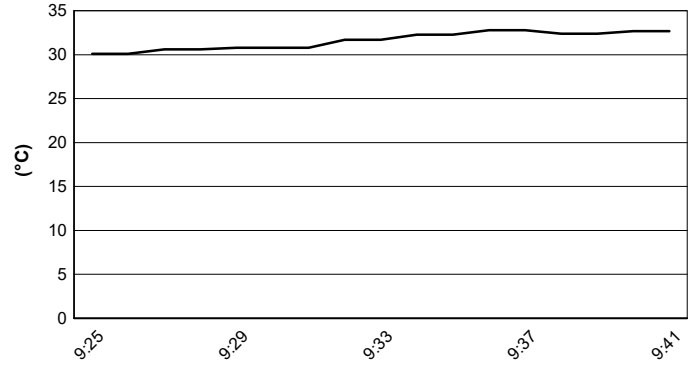
Vallelunga 4.085 m

ACI Racing Weekend Vallelunga, 23-24 Maggio 2026
Campionato Italiano GT Sprint GTCup - Meteo Qualifying 2
 Session started 09:25 - Session ended 9:41

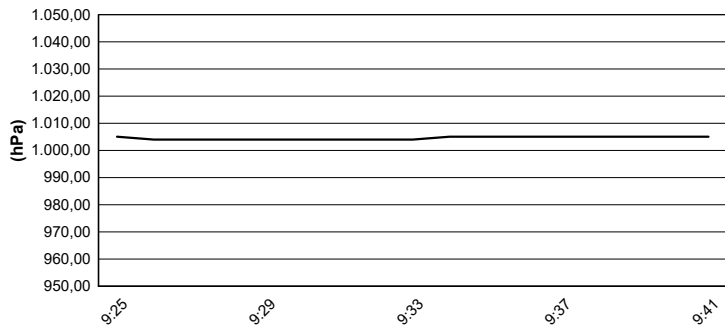
Air Temperature



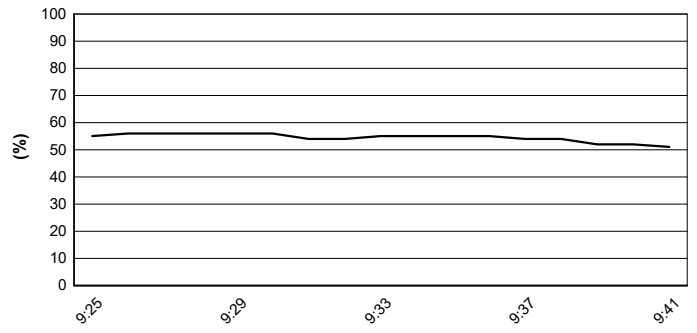
Track Temperature



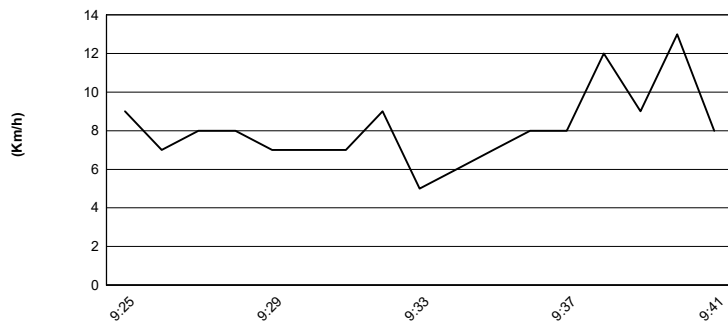
Air Pressure



Humidity



Wind Speed



Wind Direction

